

20 

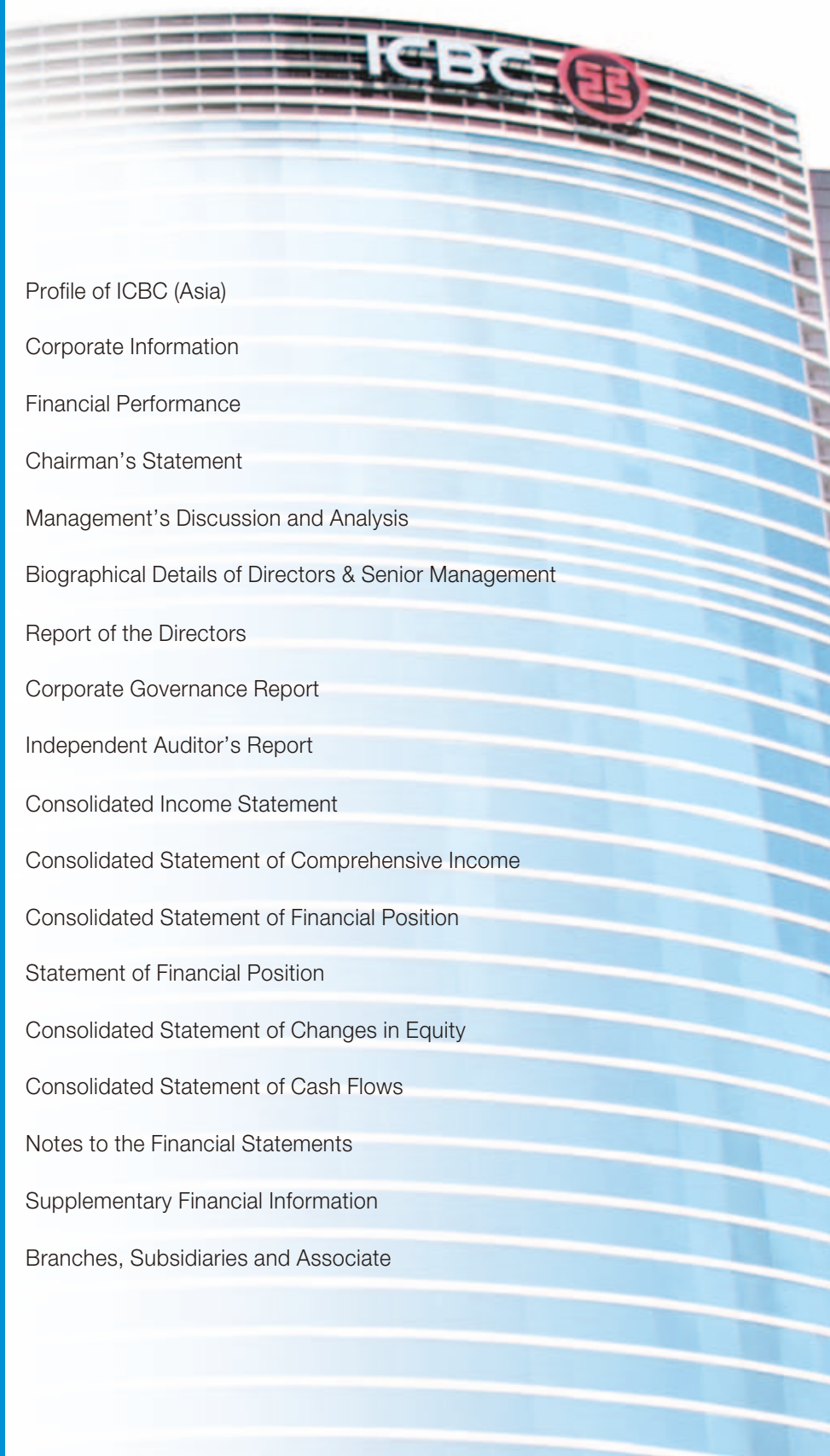
13

Annual Report 2013 年報



目錄 CONTENTS

工銀亞洲簡介	2	3	Profile of ICBC (Asia)
公司資料	4	5	Corporate Information
財務概況	6	6	Financial Performance
主席致辭	10	25	Chairman's Statement
管理層討論與分析	13	28	Management's Discussion and Analysis
董事及高層管理人員簡歷	21	36	Biographical Details of Directors & Senior Management
董事會報告	40	40	Report of the Directors
企業管治報告	44	44	Corporate Governance Report
獨立核數師報告書	57	57	Independent Auditor's Report
綜合收益表	59	59	Consolidated Income Statement
綜合全面收益表	60	60	Consolidated Statement of Comprehensive Income
綜合財務狀況表	61	61	Consolidated Statement of Financial Position
財務狀況表	62	62	Statement of Financial Position
綜合股東權益變動表	63	63	Consolidated Statement of Changes in Equity
綜合現金流量表	65	65	Consolidated Statement of Cash Flows
財務報表附註	67	67	Notes to the Financial Statements
附加財務資料	231	231	Supplementary Financial Information
分行、附屬及聯營公司	251	251	Branches, Subsidiaries and Associate



工銀亞洲簡介

中國工商銀行(亞洲)有限公司(「工銀亞洲」)，作為目前全中國市值最大商業銀行-中國工商銀行股份有限公司(「中國工商銀行」)在香港地區的銀行業務旗艦，為廣大公司和個人客戶提供包括各類存貸款、貿易融資、匯款、清算、工商業貸款、銀團貸款、出入口押匯、中國業務諮詢及融資、資產管理、證券、信託及黃金買賣經紀及保險代理等廣泛的金融服務。

工銀亞洲前身為香港友聯銀行有限公司，於一九六四年在香港成立，並於一九七三年在香港公開上市，多年來不斷為客戶開創嶄新及多元化的銀行服務。本銀行成為中國工商銀行集團成員後，於二零零零年八月二十一日易名為中國工商銀行(亞洲)有限公司。

於二零零一年七月，中國工商銀行向工銀亞洲注入香港分行企業銀行業務，促使工銀亞洲的客戶基礎擴大、改善存款及貸款組合及使服務產品組合更趨多元化。透過此業務轉移，大大提升工銀亞洲的競爭力。

於二零零四年四月三十日，工銀亞洲購入華比富通銀行之零售及商業銀行業務。華比富通銀行隨後易名為華比銀行，成為工銀亞洲的全資附屬公司。至二零零五年十月，工銀亞洲正式將華比銀行香港分行併入。於二零零五年，工銀亞洲收購華商銀行為全資附屬公司，重點發展中國內地人民幣業務。

於二零零八年八月三十一日，工銀亞洲完成收購和昇投資管理有限公司，並將其易名為工銀亞洲投資管理有限公司。作為工銀亞洲的全資附屬公司，工銀亞洲投資管理有限公司提供專業的投資服務及資產管理服務。

於二零一零年十二月二十一日，中國工商銀行完成對工銀亞洲的私有化程序，工銀亞洲亦隨即從香港聯合交易所退市，成為中國工商銀行集團的全資附屬公司。私有化的完成為工銀亞洲提供了更為廣闊的融資空間，使工銀亞洲更能靈活地獲取中國工商銀行的支持，在集團內實現更有效的業務聯動與整合。

工銀亞洲在完成私有化程序後，發展步伐不斷加快，在持續提升盈利能力、不斷增強創新理念及加大重視風險管控等多方驅動力下，實現了客戶基礎日漸擴大，多業務穩步齊升、資產規模及結構不斷擴大和優化的良好勢頭。

工銀亞洲一直堅持「立足香港，背靠大陸，面向全球」的戰略，充分發揮香港作為離岸人民幣中心的市場機遇，積極拓展全面的人民幣業務及跨境銀行服務，並在離岸人民幣金融產品領域中實現多項創舉，多次獲頒有關優質跨境金融服務的獎項，其中包括「卓越跨境銀行服務品牌」及「最佳交易」等。

於2013年6月25日，惠譽評級確認工銀亞洲的長期/短期發行人違約評級為A/F1，前景展望為穩定；支持評級維持“1”。於2013年6月27日，工銀亞洲獲穆迪投資確認A2/Prime-1長期/短期存款評級及C-級銀行財務實力評級。

Profile of ICBC (Asia)

Industrial and Commercial Bank of China (Asia) Limited (“ICBC (Asia)”), being the flagship of Hong Kong banking business of Industrial and Commercial Bank of China Limited (“ICBC”) – currently the China’s largest commercial bank by market capitalisation, offers a wide range of financial services to corporate and individual customers, including various types of deposits and loans, trade finance, remittance, settlement, commercial and industrial finance, syndicated loans, inward and outward bills of exchange, China business advisory and financial services, asset management, securities, trustee and bullion brokerage services as well as insurance agency services.

ICBC (Asia), formerly known as Union Bank of Hong Kong Limited, was established in Hong Kong in 1964 and publicly listed in 1973. Over the years, the Bank offered advanced and diversified banking services to its customers. The Bank changed its name to “Industrial and Commercial Bank of China (Asia) Limited” on 21 August 2000 following its becoming a member of ICBC Group.

In July 2001, ICBC injected the corporate banking business of its Hong Kong Branch into ICBC (Asia). It expanded the customer base of ICBC (Asia), improved its deposits and loans portfolio and also diversified its product mix. Such transfer of business therefore led to a substantial enhancement of the competitive edge of ICBC (Asia).

ICBC (Asia) acquired Fortis Bank Asia HK’s retail and commercial banking operations on 30 April 2004. Fortis Bank Asia HK was then renamed to Belgian Bank and became a wholly-owned subsidiary of ICBC (Asia). In October 2005, Belgian Bank, Hong Kong Branch was formally merged with ICBC (Asia). In 2005, ICBC (Asia) acquired Chinese Mercantile Bank which becomes its wholly-owned subsidiary and focuses on RMB banking business in Mainland China.

On 31 August 2008, ICBC (Asia) completed the acquisition of Worldsec Asset Management Limited and renamed it to ICBC (Asia) Investment Management Company Limited. Being a wholly-owned subsidiary of ICBC (Asia), ICBC (Asia) Investment Management Company Limited provides professional investment and asset management services.

On 21 December 2010, ICBC completed its privatisation process of ICBC (Asia), which was henceforth withdrawn from listing on The Stock Exchange of Hong Kong Limited and became a wholly-owned subsidiary of ICBC. The completion of privatisation thus provides ICBC (Asia) with broader access to finance, allows greater flexibility in obtaining the support of ICBC and achieving more effective business connection and integration within the ICBC Group.

Upon the completion of the privatisation process, ICBC (Asia) accelerates its pace of development. Benefited from its continuous enhancing profitability, innovation, risk management and control effectiveness and other driven forces, ICBC (Asia) achieves a good momentum of steady growth in the client base and business development, resulting in continued expanding of its total asset size and optimization of its asset structure.

By persisting in the business strategy of “based in Hong Kong, backed by the Mainland, facing the world”, ICBC (Asia) seizes the favourable opportunities of Hong Kong being the offshore Renminbi centre and keenly explores Renminbi businesses and cross-border banking services. ICBC (Asia) realized a number of pioneering projects in offshore Renminbi financial products and was received various awards regarding quality cross-border services, such as “Excellent Brand of Cross-border Banking Services” and “Best Deal”, etc.

On 25 June 2013, Fitch Ratings affirmed A/F1 Long-Term/Short-Term Issuer Default Rating with stable outlook, with ‘1’ Support Rating assigned to ICBC (Asia). On 27 June 2013, ICBC (Asia)’s A2/Prime-1 Long-Term/Short-Term Deposit Ratings and C- Bank Financial Strength Rating (BFSR) assigned by Moody’s Investors Service were affirmed.

公司資料

董事會

陳愛平 (主席、董事總經理暨行政總裁)
宗建新 (董事、副行政總裁暨替任行政總裁)
葉冠東 (董事、副行政總裁、替任行政總裁暨風險總監)
吳宏波 (非執行董事)
朱文信 (非執行董事)
史澤友 (非執行董事)
王子漸, S.B.S., 太平紳士 (獨立非執行董事)
徐耀華 (獨立非執行董事)
袁金浩, FHKIoD (獨立非執行董事)
蔡耀君, S.B.S., FHKIB (獨立非執行董事)
武捷思 (獨立非執行董事)

公司秘書

李定修

審核委員會

王子漸, S.B.S., 太平紳士* (主席)
蔡耀君, S.B.S., FHKIB* (替任主席)
徐耀華*
史澤友
武捷思*

企業管治委員會

陳愛平 (主席)
葉冠東
吳宏波
王子漸, S.B.S., 太平紳士*
袁金浩, FHKIoD*
蔡耀君, S.B.S., FHKIB*
武捷思*

董事會風險管理委員會

吳宏波 (主席)
蔡耀君, S.B.S., FHKIB* (替任主席)
葉冠東
朱文信
袁金浩, FHKIoD*

薪酬委員會

袁金浩, FHKIoD* (主席)
王子漸, S.B.S., 太平紳士*
徐耀華*
吳宏波
武捷思*

提名委員會

徐耀華* (主席)
袁金浩, FHKIoD*
吳宏波

高層管理人員

陳愛平 (主席、董事總經理暨行政總裁)
宗建新 (董事、副行政總裁暨替任行政總裁)
葉冠東 (董事、副行政總裁、替任行政總裁暨風險總監)
梁銘謙 (副行政總裁暨財務總監)
陳宇龍 (副行政總裁暨營運總監)
唐希強 (副行政總裁)
宋萬海 (副行政總裁)
羅麗軍 (助理行政總裁)

審計師

畢馬威會計師事務所
香港中環遮打道10號
太子大廈八樓
電話: 2522 6022
圖文傳真: 2845 2588

註冊辦事處

香港中環花園道三號
中國工商銀行大廈三十三樓
電話: 2588 1188
圖文傳真: 2805 1166
電訊: 73264 ICBCA HX
郵箱: 香港郵政總局信箱872號
環球銀行金融電信: UBHKHKHH

本年報可於

http://www.icbcasia.com/big5/about/corpnews/report/report_a.shtml
下載

* 獨立非執行董事

Corporate Information

BOARD OF DIRECTORS

Chen Aiping

(Chairman, Managing Director & Chief Executive Officer)

Zong Jianxin

(Director, Deputy Chief Executive & Alternate Chief Executive)

Ip Koon Tung

(Director, Deputy Chief Executive, Alternate Chief Executive and Chief Risk Officer)

Wu Hongbo *(Non-executive Director)*

Zhu Wenxin *(Non-executive Director)*

Shi Zeyou *(Non-executive Director)*

Wong Yue Chim, Richard, S.B.S., J.P.

(Independent Non-executive Director)

Tsui Yiu Wa, Alec *(Independent Non-executive Director)*

Yuen Kam Ho, George, FHKIoD

(Independent Non-executive Director)

Choi Yiu Kwan, S.B.S., FHKIB

(Independent Non-executive Director)

Wu Jie Si *(Independent Non-executive Director)*

COMPANY SECRETARY

Lee Ting Sau, Byron

AUDIT COMMITTEE

Wong Yue Chim, Richard, S.B.S., J.P.* *(Chairman)*

Choi Yiu Kwan, S.B.S., FHKIB* *(Alternate Chairman)*

Tsui Yiu Wa, Alec*

Shi Zeyou

Wu Jie Si*

CORPORATE GOVERNANCE COMMITTEE

Chen Aiping *(Chairman)*

Ip Koon Tung

Wu Hongbo

Wong Yue Chim, Richard, S.B.S., J.P.*

Yuen Kam Ho, George, FHKIoD*

Choi Yiu Kwan, S.B.S., FHKIB*

Wu Jie Si*

RISK MANAGEMENT COMMITTEE OF BOARD OF DIRECTORS

Wu Hongbo *(Chairman)*

Choi Yiu Kwan, S.B.S., FHKIB* *(Alternate Chairman)*

Ip Koon Tung

Zhu Wenxin

Yuen Kam Ho, George, FHKIoD*

REMUNERATION COMMITTEE

Yuen Kam Ho, George, FHKIoD* *(Chairman)*

Wong Yue Chim, Richard, S.B.S., J.P.*

Tsui Yiu Wa, Alec*

Wu Hongbo

Wu Jie Si*

NOMINATION COMMITTEE

Tsui Yiu Wa, Alec* *(Chairman)*

Yuen Kam Ho, George, FHKIoD*

Wu Hongbo

SENIOR MANAGEMENT

Chen Aiping

(Chairman, Managing Director & Chief Executive Officer)

Zong Jianxin

(Director, Deputy Chief Executive & Alternate Chief Executive)

Ip Koon Tung

(Director, Deputy Chief Executive, Alternate Chief Executive and Chief Risk Officer)

Leung Ming Hym, Peter

(Deputy Chief Executive & Chief Financial Officer)

Chen Yulong

(Deputy Chief Executive & Chief Operation Officer)

Tong Hee Keung, Samuel *(Deputy Chief Executive)*

Song Wanhai *(Deputy Chief Executive)*

Luo Lijun *(Assistant Chief Executive)*

AUDITORS

KPMG

8th Floor, Prince's Building

10 Chater Road

Central, Hong Kong

Telephone: 2522 6022

Facsimile: 2845 2588

REGISTERED OFFICE

33/F., ICBC Tower

3 Garden Road, Central, Hong Kong

Telephone: 2588 1188

Facsimile: 2805 1166

Telex: 73264 ICBCA HX

Post Box: GPO Box 872

SWIFT: UBHKHKHH

This Annual Report can be accessed through the internet at:
http://www.icbcasia.com/eng/about/corpnews/report/report_a.shtml

* Independent Non-executive Director

財務概況

Financial Performance

二零一三年財務摘要

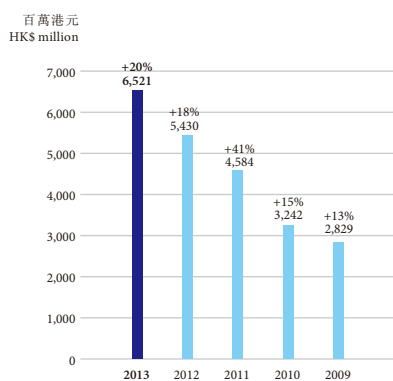
2013 Financial Highlights

全年 (百萬港元)	For the Year (in HK\$ million)	2013	重列 Restated 2012	變動百分比 % Change
淨利息收入	Net Interest Income	6,948	5,734	21.2%
淨收費及佣金收入	Net Fee and Commission Income	1,393	1,347	3.4%
其他營業收入	Other Operating Income	483	365	32.3%
營業支出	Operating Expenses	2,303	2,016	14.2%
貸款減值損失	Charge for Impairment Losses on Loans and Advances	-382	-647	-41.0%
除稅前盈利	Profit before Taxation	6,313	5,009	26.0%
稅項	Taxation	1,056	994	6.2%
股東應佔盈利	Profit Attributable to Equity Holders	5,257	4,015	30.9%

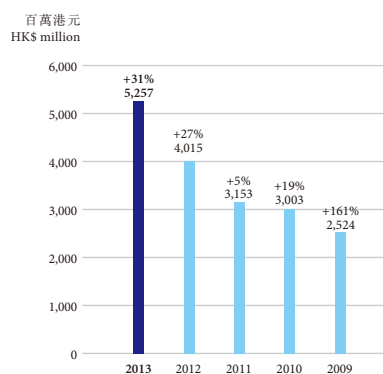
於年結日 (百萬港元)	At Year End (in HK\$ million)	2013	2012	變動百分比 % Change
貸款及其他帳項	Advances and other accounts	322,330	264,302	22.0%
資產總值	Total Assets	569,757	425,681	33.8%
存款總額	Total Deposits	382,030	290,220	31.6%
股東資金	The Equity Holders' Funds	44,460	39,901	11.4%

財務比率	Financial Ratios	2013	2012
資本充足比率	Capital Adequacy Ratio	13.83%	15.52%
全年平均流動資金比率	Average Liquidity Ratio for the Year	39.70%	43.72%
成本對收入比率	Cost to Income Ratio	26.10%	27.10%
貸款對存款比率	Loans to Deposits Ratio	56.06%	59.82%

未扣除減值損失之營業溢利
Operating Profit Before Impairment Losses



股東應佔溢利
Profit Attributable to Equity Holders



財務概況

Financial Performance

五年財務概況

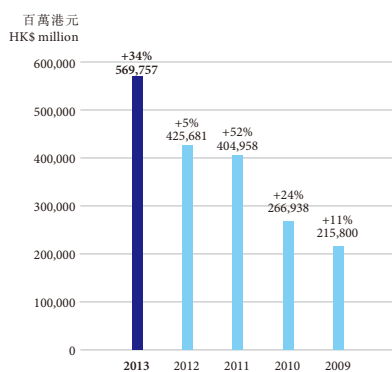
Five Year Summary

全年(百萬港元)	For the Year (in HK\$ million)	2013	重列	重列	重列	重列
			Restated 2012	Restated 2011	Restated 2010	Restated 2009
淨利息收入	Net Interest Income	6,948	5,734	4,710	3,533	3,005
淨收費及佣金收入	Net Fee and Commission Income	1,393	1,347	966	705	744
其他營業收入	Other Operating Income	483	365	552	476	441
營業支出	Operating Expenses	2,303	2,016	1,644	1,472	1,361
貸款減值損失	Charge for Impairment Losses on Loans and Advances	(382)	(647)	(653)	(262)	(386)
除稅前盈利	Profit before Tax	6,313	5,009	4,002	3,654	3,068
稅項	Tax	1,056	994	849	651	544
股東應佔盈利	Profit Attributable to Equity Holders	5,257	4,015	3,153	3,003	2,524
每股計(港元)	Per Share (in HK\$)	2013	2012	2011	2010	2009
每股基本盈利	Basic Earnings per Share	2.55	2.25	2.13	2.25	1.95
每股股息	Dividend per Share	-	-	-	0.37	0.85
於年結日(百萬港元)	At Year End (in HK\$ million)	2013	2012	2011	2010	2009
貸款及其他帳項	Advances and other accounts	322,330	264,302	237,489	185,058	147,025
資產總額	Total Assets	569,757	425,681	404,958	266,938	215,800
存款總額	Total Deposits	382,030	290,220	298,806	204,181	163,556
股東資金	The Equity Holders' Funds	44,460	39,901	29,081	20,149	18,268
財務比率	Financial Ratios	2013	2012	2011	2010	2009
資本充足比率	Capital Adequacy Ratio	13.83%	15.52%	15.89%	14.90%	14.90%
全年平均流動資金比率	Average Liquidity Ratio for the Year	39.70%	43.72%	41.68%	42.90%	40.20%
貸款對存款比率	Loans to Deposits Ratio	56.06%	59.82%	52.30%	71.10%	71.90%
貸款對資產總額比率	Loans to Total Assets Ratio	56.57%	62.09%	58.65%	69.30%	68.10%
減值貸款比率	Impaired Loan Ratio	0.44%	0.47%	0.52%	0.54%	0.92%
組合減值準備覆蓋率*	Collective Impairment Allowances Coverage Ratio*	1.55%	1.55%	1.55%	0.90%	0.85%
成本對收入比率	Cost to Income Ratio	26.10%	27.10%	26.40%	31.20%	32.40%
派息比率	Dividend Payout Ratio	-	-	-	16.70%	44.20%
平均資產回報率	Return on Average Assets	1.04%	0.95%	0.90%	1.18%	1.23%
平均普通股本回報率	Return on Average Common Equity	12.48%	12.29%	13.43%	15.88%	16.10%

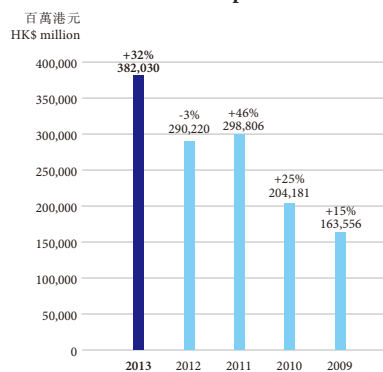
* 包括「法定儲備」

* Including "Regulatory Reserve"

資產總額
Total Assets



存款總額
Total Deposits



財務概況

Financial Performance

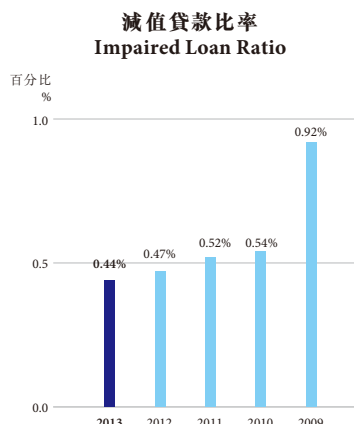

存款

Deposits

1. 按類別劃分	1. By Type	2013	2012
活期	Current	7.0%	8.6%
儲蓄	Savings	16.7%	17.9%
定期	Fixed	76.3%	73.5%
合計	Total	100.0%	100.0%
2. 按剩餘到期日劃分	2. By Remaining Maturity	2013	2012
須於要求時即時償還	Repayable on Demand	27.7%	26.7%
三個月或以下	Three Months or Less	49.2%	57.6%
一年或以下但超過三個月	One Year or Less, but Over Three Months	18.6%	14.3%
五年或以下但超過一年	Five Years or Less, but Over One Year	4.2%	1.4%
超過五年	Over Five Years	0.3%	0.0%
合計	Total	100.0%	100.0%
3. 按貨幣劃分	3. By Currency	2013	2012
港元	HKD	39.8%	38.9%
美元	USD	27.1%	27.5%
其他	Others	33.1%	33.6%
合計	Total	100.0%	100.0%

(重列)
(Restated)

其他營業收入	Other Operating Income	2013	2012
淨交易收入 及指定以公平價值 經損益表入賬金融資產 及負債之淨虧損	Net trading income and net loss on financial assets and liabilities designated at fair value through profit or loss	94.6%	92.2%
來自金融投資之股息收入	Dividend income from financial investments	2.2%	2.2%
管理費收入	Management fee income	1.2%	1.6%
物業租金收入	Rental income	0.0%	0.0%
投資物業租金收入	Rental income from investment properties	0.6%	0.6%
其他	Others	1.4%	3.4%
合計	Total	100.0%	100.0%



財務概況

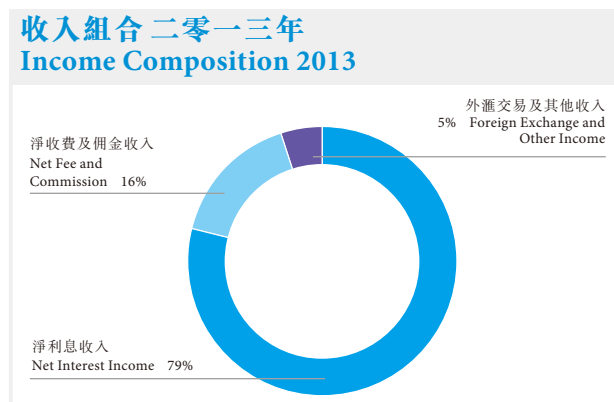
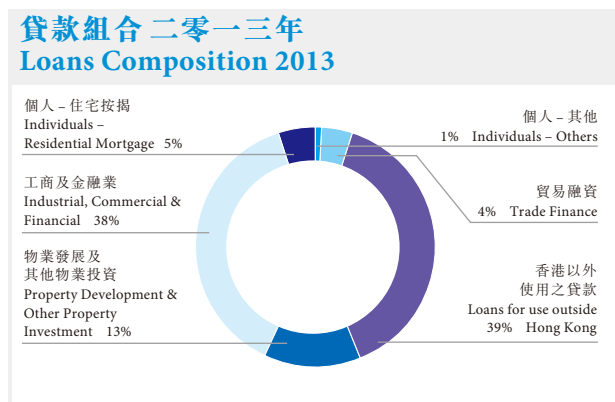
Financial Performance

貸款組合

Loan Portfolio

		(重列)	
		(Restated)	
1. 按行業劃分*	1. By Industry Sectors *	2013	2012
在香港使用之貸款	Loans for Use in Hong Kong		
工商及金融	Industry, Commercial and Financial		
物業發展	Property Development	7.0%	7.2%
物業投資	Property Investment	6.2%	6.6%
金融企業	Financial Concerns	2.8%	2.7%
股票經紀	Stockbrokers	0.9%	0.5%
批發及零售業	Wholesale and Retail Trade	8.9%	7.0%
土木工程	Civil Engineering Works	0.1%	0.1%
製造業	Manufacturing	2.9%	2.2%
運輸及運輸設備	Transport and Transport Equipment	7.1%	6.9%
電力、煤氣	Electricity and Gas	0.8%	0.0%
資訊科技	Information Technology	5.0%	4.1%
娛樂活動	Recreation activities	0.0%	0.0%
酒店、住宿及飲食	Hotels, Boarding House and Catering	1.0%	1.1%
其他	Others	8.6%	10.2%
個人	Individuals		
購買「居者有其屋計劃」、	Loans for the purchases of flats in		
「私人參建居屋計劃」	Home Ownership Scheme,		
及「租者置其屋計劃」	Private Sector Participation Scheme		
樓宇之貸款	and Tenants Purchase Schemes	0.2%	0.2%
購買其他住宅物業之貸款	Loans for the purchase of Other Residential Properties	4.4%	5.7%
信用卡貸款	Credit Card Advances	0.1%	0.1%
其他	Others	1.1%	1.4%
貿易融資	Trade Finance	3.9%	3.6%
在香港以外使用之貸款	Loans for Use outside Hong Kong	39.0%	40.4%
合計	Total	100.0%	100.0%
2. 按剩餘到期日劃分	2. By Remaining Maturity	2013	2012
須於要求時即時償還	Repayable on Demand	10.7%	9.9%
一年或以下	One Year or Less	45.3%	49.8%
五年或以下但超過一年	Five Years or Less, but Over One Year	32.9%	28.2%
超過五年	Over Five Years	11.1%	12.1%
並無限期	Undated	0.0%	0.0%
合計	Total	100.0%	100.0%
3. 按貨幣劃分	3. By Currency	2013	2012
港元	HKD	33.9%	37.8%
美元	USD	43.5%	36.4%
其他	Others	22.6%	25.8%
合計	Total	100.0%	100.0%

* 不包括商業票據及銀行同業 * Excluding Trade Bills and Advances to Banks



主席致辭

2013年，是世界經濟局勢複雜、經營形勢紛繁多變的一年，全球經濟增速小幅回落，國際金融市場持續波動，銀行業經營環境漸趨困難、競爭日益激烈，環球經濟、監管政策、客戶需求的複雜多變均在不同程度上影響銀行生存業態的變遷。工銀亞洲持續堅持推進戰略性經營創新和管理變革，充分依託集團品牌及本行發展優勢，在積極優化完善公司治理的同時，關注企業可持續盈利能力，強化風險管理水平，經營規模及盈利水平均再創歷史新高。2013年全年，本行實現稅後淨利潤52億5千7百萬港元，較上一年度增加12億4千2百萬港元。

2013年，根據市場經營形勢的變化，本行主動調整資產負債經營策略，通過對資產負債總量、期限及價格進行多維度匹配管理，在保持淨息差水平和淨利息收入平穩增長的同時，進一步夯實資產基礎和優化資產結構，並加強負債業務的多元組合管理。截止2013年末，本行總資產餘額5,698億港元，總負債餘額5,253億港元。同時，本行一貫秉承工商銀行集團積極穩健的集團發展理念，堅持業務發展與風險管理並重原則，資產質量持續表現優良，經營風險得到有效控制。截止2013年末，全行不良資產比率0.38%，較去年末下降0.04個百分點。

2013年，本行持續推進經營轉型戰略，在大力提升經營效率、盈利與服務能力的同時，努力提高目標客戶保有量和貢獻度，逐步將本行打造成為香港市場內具有高端科技、高端客戶、高端業務，具備強大市場競爭力、影響力和品牌號召力的主流銀行。特別是在圍繞資產規模和盈利能力繼續保持快速增長的前提下，充分發揮跨境經營優勢，各業務線的經營均呈現齊頭併進、爭先發展、創新迭出的良好局面。

企業信貸業務方面，本行持續提升對本地重點客戶、跨境聯動客戶、租賃公司等創新業務模式客戶的境內外一體化營銷服務水平，持續推動資產業務的快速發展與結構優化；同時，著重抓好重點存款客戶、發債沉澱客戶，通過提供優質存款產品及賬戶服務等多種手段，提升客戶存款對本行資產業務的貢獻。

零售銀行業務方面，本行充分發揮集團聯動資源優勢，積極搶佔市場先機，成功策劃多個促銷和產品推廣項目，積極競爭高端客戶、吸引中端客戶，大力拓展零售業務客戶群和零售網絡覆蓋率，在存款發展、渠道管理、客戶拓展及產品銷售等方面，都取得持續性增長及突破性發展。截止2013年末，本行在港共設有56間分行、22間「理財金賬戶」中心及4間商務中心，自動櫃員機145台。

主席致辭

產品創新及新興業務發展方面，本行2013年創新推出多項新產品及新服務，涵蓋財資業務類、現金管理類、結算類、資金類、跨境融資類等，並於12月份推出金管局重點推廣的網上電子賬單及繳費服務。託管業務亦取得突破發展，託管產品數量比上年增長70%以上，並成功託管首隻證監會許可的單位信託基金；人民幣業務發展勢頭強勁，人民幣資產負債業務同比增長超過50%，離岸人民幣領先做市商地位得到進一步穩固。

按照經營管理發展戰略規劃，本行進一步加強全面風險管理能力建設，制定了《工銀亞洲巴塞爾新資本協議實施規劃》，並啟動新資本協議實施項目，力爭儘快實施信用風險內部評級初級法，並重新規劃科技管理架構，加強對項目的全流程一體化管理，同時加入版本測試及版本投產管理程序，加強對測試流程和質量的監督管理，此外，亦會穩步推進人力資源改革，實現新舊體系轉化，扎實做好崗位機構管理、資源配置及人才管理等工作，使人力資源配置順應切合業務發展，促進經營目標實現。

展望2014年，全球經濟仍存在局部危機間歇式爆發可能，主要經濟體量化寬鬆政策退出預期反復，新興經濟體增長持續性有待觀察，全球經濟復蘇仍將呈現不穩定和不平衡特徵。本行將繼續在既有發展戰略及規劃目標的指引下，積極洞悉跨境金融服務下客戶差異化需求及金融業態的變化趨勢，把握兩地市場差異的空間，以人民幣國際化為契機，以離岸人民幣市場和新興經濟體市場為拓展重點，發揮「全牌照全產品經營」和「全球化全天候服務」的優勢，進一步加快自身差異化、高淨值客戶拓展差異化、綜合型產品創新工作等方面的發展。本行將通過綜合經營轉型和不斷的創新發展，繼續保持穩健快速增長的同時，更加著力穩固根基，加強流程銀行建設和全面風險管理等基礎管理建設，強調質量創效和管理創效，注重「做強做優」更甚於「做大」，主動及早謀劃「資產經營大行」向「資產管理大行」的戰略轉型和策略調整，加快發展零售銀行業務和資本節約型現代金融服務業務，通過內生發展與戰略併購相結合的方式，實現保險業務從無到有，證券業務從小到大，資產管理業務從單一到多樣的跨越式發展，進一步挖掘內生發展新動力和創造盈利增長新格局，努力開創全行各項經營管理工作的新局面。

主席致辭

2014年是中國工商銀行成立三十周年、中國工商銀行在港經營二十周年的重要里程碑。工銀亞洲依託集團網絡及資源優勢，以人民幣國際化為契機，立足本地化經營，堅持經營轉型和創新發展，堅持履行企業社會責任，全力將工銀亞洲建設成為香港本地受尊重的現代金融企業而持續努力。

對於工銀亞洲董事會成員，在過去一年給予的寶貴意見，以及在確立經營戰略方向時給予的指導，本人謹在此表示深深的謝意。本人對管理團隊和全體員工的不懈努力、熱忱投入和高效工作，致以衷心謝意。

陳愛平
主席

二零一四年三月二十五日

管理層討論與分析

財務回顧

本集團於二零一三年錄得破紀錄新高的除稅後溢利為52億5千7百萬港元，較去年增長12億4千2百萬港元。

由於計息資產的增長強勁，工銀亞洲的淨利息收入增加12億1千4百萬港元至69億4千8百萬港元，增幅達21.2%。收費及佣金淨收入增加4千6百萬港元至13億9千3百萬港元，增幅達3.4%。非利息收入與總營業收入的比率為21.3%。

總營業支出較去年增加14.3%。成本對收入比率由二零一二年的27.1%微降至二零一三年的26.1%。

扣除減值損失之營業溢利為61億3千8百萬港元，較二零一二年增長14億3千2百萬港元，增幅為30.4%。

本集團出售投資證券錄得淨盈利1億4千9百萬港元，而二零一二年則為2億7千6百萬港元。

應佔聯營公司溢利由二零一二年的2千萬港元增加至本年度的2千2百萬港元。

財務狀況表

於二零一三年十二月三十一日，工銀亞洲的資產總額達5千6百98億港元，較上年度年結日的水平增加1千4百41億港元，增幅為33.8%。

貸款及客戶存款分別達3千2百23億港元及3千4百15億港元，較二零一二年十二月三十一日的水平分別增加22.0%及32.3%。

於二零一三年十二月三十一日，已發行存款證總額為4百零6億港元，較二零一二年十二月三十一日上升26.5%。

資本及流動資金管理

工銀亞洲於二零一三年底的資本充足率為13.8% (二零一二年底：15.5%)。二零一三年度的平均流動資金比率為39.7% (二零一二年：平均為43.7%)。

資產質素

根據本行的審慎風險管理政策，資產質素繼續維持在令人滿意的水平。於二零一三年度年結時，減值貸款為14億1千2百萬港元，減值貸款比率較二零一二年度下降3個基點至0.44%。

於二零一三年十二月三十一日，累計貸款減值準備合共為22億零4百萬港元 (二零一二年：18億2千3百萬港元)，當中包括7億8千1百萬港元 (二零一二年：7億8千8百萬港元) 個別減值準備及14億2千3百萬港元 (二零一二年：10億3千5百萬港元) 組合減值準備。減值準備增加主要是由於貸款組合增加所致。

截止二零一三年十二月三十一日的逾期貸款總額較上年度年結日的水平增加5千2百萬港元至7億3千萬港元。

管理層討論與分析

業務回顧

商業銀行

本行二零一三年充分把握全球整體經濟逐漸復甦及香港經濟持續穩健的發展機遇，繼續做強資產業務、深化負債組合管理、持續拓展新客戶及優化客戶結構，存、貸款業務獲得穩健提升，存款總額年度躍升超過37%，而客戶貸款增長了13%。

抓住中港兩地經濟加快合作及內地市場改革一系列利好政策的推出契機，本行加快發展貿易融資業務，努力增加市場份額。同時，本行積極拓展資本市場業務，除了協助客戶發行美元及人民幣點心債，亦致力支持客戶進行海外併購，大力協助國內企業走出去。

零售渠道

二零一三年，本行繼續積極擴展及優化零售網絡，新設屯門仁政街分行及將軍澳君傲灣分行兩個零售網點，以進一步拓展零售銀行業務。同時，本行不斷發展離行式自助服務網點，年內增設多個離行式自動櫃員機，覆蓋多個港鐵站、商場、屋苑等人流密集地區。截至二零一三年十二月三十一日，本行零售網點總數增至56家，自動櫃員機總數增至145台，服務網絡日臻完善。

透過積極進取的市場推廣，精細管理下的產品服務質量提升，本行於二零一三年的新增客戶及存款規模均取得快速增長。同時，本行強化跨境銀行優勢，跨境產品及服務得到進一步優化，推動整體客戶及優質客戶數量的穩步上升。

電子銀行

本行電子銀行持續發展，依託母行中國工商銀行的科技優勢和全球一體化FOVA平台，不斷推出符合客戶需求的全新服務。

網上銀行方面，本行於二零一三年初成功推出全新的網銀及手機銀行服務，其中新增及優化功能共46項，例如新增工銀速匯、電子密碼器、企業網銀多級授權及延長歷史明細查詢期限等。另外，本行繼續不斷為客戶推出多項增值服務，例如增加網上銀行的貴金屬交易品種、EBPP電子賬單及繳費服務等，增強客戶服務能力。

手機銀行方面，繼先前推出iPhone版及wap版之後，7月份又成功投產了android版。此外，手機銀行亦新增了多項功能，滿足客戶的流動金融服務需求，例如繳費功能及貴金屬交易等，客戶對手機銀行的使用量增長亦非常迅速。

管理層討論與分析

二零一三年，本行電子銀行業務快速發展，得到業界高度認可，並獲得《資本雜誌》頒發的「傑出跨境網上銀行獎」及「網上投資產品創新銀行獎」兩項大獎。

展望二零一四年，本行將繼續高度重視電子銀行發展，通過優化網上銀行、手機銀行及自動櫃員機等平台的功能和服務，為客戶提供更便捷、更優質、更全面的電子化金融服務。

證券及經紀

二零一三年上半年，在中國經濟增長放緩以及美國退市預期的影響下，投資者取態審慎，恒指下跌超過1,800點；下半年，在美國退市暫緩以及國內IPO重啟延後等消息支持下，整體投資氣氛得到改善。最終恒生指數相對二零一二年全年上升了近650點，大市交投量上升了15%。

面對震盪波動的市場情況及日趨激勵的競爭環境，本行持續專注產品優化和服務提升，年內優化了網上股票存展功能，推出了五日預放盤服務，同時增強了業務推廣力度，全年交投量相對二零一二年上升38%。

展望二零一四年，本行將積極拓展國內及本地潛在客戶群、持續推進產品創新、不斷強化交易系統，從而提升整體業務水平及盈利能力。

私人銀行

二零一三年，本行私人銀行業務順應市場良好發展態勢，從「客戶」和「產品」兩方面入手，實現了私人銀行業務的較快發展，收入水平、管理資產規模、投資產品交易量均實現了較大幅度的增長。客戶方面，本行將客戶拓展和客戶服務質素提升作為私人銀行業務的兩大發展重點，成功擴大客戶資產規模、優化資產結構；產品方面，本行持續推動產品研發與遴選，不斷加強與集團內機構及第三方機構的合作創新，進一步豐富了本行私人銀行產品綫。

二零一四年，本行將繼續發揮內外聯動的有利經驗，促進私人銀行跨境業務與海外業務發展，從金融和非金融兩方面入手，向客戶提供更全面的增值服務，提升客戶服務質素，努力打造優質的私人銀行服務品牌。

管理層討論與分析

財富管理

二零一三年，本行積極拓展財富管理業務，為客戶提供多元化產品，全方位滿足客戶理財需求。財富管理業務於二零一三年續創銷售佳績，包括基金、保險及證券在內的多項業務的全年銷售額均再創新高。本行除引進多種基金及保險產品外，亦定期推出結構性存款產品，為客戶提供多元化選擇。另一方面，為配合市場發展趨勢，本行於年內不但推出了一系列的人民幣投資方案，包括基金、保險及紙貴金屬產品，同時不斷加強產品研發和創新，持續優化交易渠道，例如開發紙貴金屬網上交易功能，以方便客戶。

金融市場

二零一三年，本行在注重自身業務創新及多元化發展的同時，還依靠工商銀行集團強大實力後盾，積極促進整個金融市場尤其是香港離岸人民幣市場的發展。作為工商銀行集團的離岸人民幣交易中心，在離岸人民幣相關的匯率、利率和商品方面，本行的代客與自營交易量均取得了較大幅度的增長。同時，本行在香港離岸人民幣市場中的地位和影響力亦進一步增強，現已成為離岸人民幣即期、遠期及貨幣掉期等多個產品市場上重要的做市商之一。

全球資本融資

本行作為中國工商銀行的海外旗艦機構，憑藉資金、客戶、網絡等方面的優勢，在有序推動各項傳統商業銀行業務經營的同時，深入挖掘全球資本融資服務的發展潛力，並取得了突破性的進展。目前，本行的債券承銷及銀團貸款業務發展日趨成熟、規模逐漸壯大、「全球資本融資」的品牌口碑屢獲贊許，在香港乃至東南亞資本市場發展中扮演了重要角色。目前，本行全球資本融資產品體系主要包括債務承銷發行、銀團貸款和結構化融資安排、信貸資產交易等業務。

本行緊抓跨境資本融資市場蓬勃發展的契機，重點發展境外債券承銷、銀團貸款和結構化融資以及信貸資產交易類業務，於年內成功為財政部等重要客戶完成人民幣／外幣募資。二零一三年，工銀亞洲共承銷本外幣債券、存款證43筆，交易量超過230億人民幣，點心債承銷市場排名第三，成為極具市場影響力的承銷行之一。

銀團與結構性融資業務方面，本行於二零一三年的業務量超過324億港幣，創歷史新高，在香港地區牽頭安排行中排名第五。年內，突破性的完成了本行首筆私有化貸款、退市貸款、股票質押貸款及飛機付運前融資，並在跨境併購融資領域實現了多項新嘗試，積累的創新經驗對日後相關業務的發展大有裨益。此外，本行的資產交易類業務也日趨活躍，成功開發了信用連接債券(CLN)和債券質押融資(TRS)兩項新產品，形成了一個以工銀亞洲為中心節點，聯結主要境外工銀機構的資產交易網絡。

管理層討論與分析

機構業務

二零一三年，本行機構業務快速拓展，客戶基礎進一步擴展，廣泛覆蓋了證券、保險、信託、基金、資產管理公司等非銀行金融機構，以及銀行同業、政府及公營機構等；業務品種更趨完善，涉足領域更加廣闊，包括了代付、福費庭等各類貿易融資業務，循環貸款、銀團貸款、基金融資、結構性存款等各類財資產品，財智賬戶及清算等現金管理服務。此外，本行積極聯動中國工商銀行境內分行、海外機構、控股及關聯機構，通過客戶互薦、產品互通、經驗分享、業務合作等方式，全力擴大集團在海外的知名度和影響力。

未來一年，本行將積極洞悉經濟市場動向，緊貼客戶需求、繼續拓寬客戶群及推進業務轉型，以增強持續盈利能力並進一步擴大同業影響力。

資產管理

二零一三年，本行全資附屬的工銀亞洲投資管理有限公司（「工銀亞投」）的資產管理業務實現了多方面的跨越發展。尤其隨著人民幣國際地位提升，工銀亞投抓緊市場機遇，在離岸人民幣及人民幣跨境業務上實現了多個里程碑式發展：除現有的QDII業務外，工銀亞投於三月成功申請獲得QFII資格，六月獲國家外管局批覆一億美元投資額度，並於同月再獲中國證監會通過RQFII業務資格，七月獲批八億人民幣額度。除QFII及RQFII等較傳統的跨境業務外，工銀亞投亦計劃在深圳、上海及天津等城市發展合格境外有限合夥人（Qualified Foreign Limited Partner）業務。

此外，在客戶關係及產品開發上亦取得矚目發展。自二零一二年成功取得尼日利亞央行的授權，成為其離岸人民幣投資組合的管理人後，工銀亞投在二零一三年繼續投放大量資源發展央行及主權基金等機構客戶的營銷業務，並於二月成功與阿布扎比國家銀行簽署諒解備忘錄，以拓展多方位合作領域，更於第四季成功與另一央行客戶建立合作關係。產品開發方面，工銀亞投和工銀亞洲携手合作，於2013年成功協助國內某大型集團發行結構投資產品，為該類重資本投入商業模式的企業減輕其資產負債壓力之餘，還令投資者獲得長期而可觀的收益。

展望二零一四年，工銀亞投將持續鞏固及拓寬現有的銷售平台及渠道，加強與現有客戶的合作關係，同時繼續積極挖掘新的銷售渠道，努力開拓新業務、新產品，爭取更寬廣的客戶基礎，致力為客戶提供更優質、更高回報的金融服務，同時穩步提升自身的資產管理規模。

管理層討論與分析

信用卡業務

二零一三年，本行繼續加強信用卡業務拓展，發卡量、刷卡消費、應收賬餘額以及收單營業額等核心指標較上年均有顯著增長。其中，以新發卡量增長最為突出，新發卡量比去年同期增長37%，當中來自分行及直銷團隊的增長最為明顯。消費方面，刷卡消費及應收賬餘額分別比去年增長27%及26%。全年的收單營業額亦比去年增長21%。

二零一三年，本行信用卡業務發展的一個重大突破，是推出以旅遊為主題的產品，包括推出環球旅行白金卡及永安旅遊白金卡。此外，亦加強一系列優惠活動的推廣，如遞增消費獎賞、交稅推廣及信用卡現金分期計劃等。展望新的一年，本行將進一步強化營銷管理，特別是發揮分行的潛力，加強產品創新與優惠推廣，力爭推動發卡業務快速增長。同時，本行將進一步優化系統，提升分行、直銷團隊及合作夥伴三大網絡運作效率，實現收單業務的持續發展。

人民幣業務

工銀亞洲自二零一二年底成為中國工商銀行集團內的離岸人民幣交易中心，依託此優勢，工銀亞洲二零一三年於香港離岸人民幣金融市場中的交易佔比大幅上升。離岸人民幣債券承銷業務方面，工銀亞洲繼續取得優異成績，並作為主承銷商成功為海外多個客戶在香港發行點心債。前海跨境人民幣貸款的新型業務方面也取得突破，為多家境內客戶提供了跨境人民幣貸款。市場推廣方面，工銀亞洲積極配合香港金管局多次參與了離岸人民幣市場海外推廣活動。

除傳統的商業銀行人民幣業務如存款、匯款及兌換外，工銀亞洲已將人民幣業務全面擴展至貸款、貿易融資、現金管理、債券承銷、銀團貸款、資產管理等，為企業客戶、個人客戶、機構客戶提供全面的離岸人民幣服務。人民幣業務已經成為工銀亞洲主要業務板塊之一，為工銀亞洲提供了穩定且不斷增長的收入來源，並為集團內外聯動業務提供新的合作內容和商機。

華商銀行

本行全資附屬的華商銀行在二零一三年繼續保持良好的發展態勢。根據香港會計準則，華商銀行於二零一三年全年純利達到9億3千8百萬港元，較二零一二年增長4千萬港元或4.67%。其中，淨利息收入為18億3千萬港元，較去年增長2億5千萬港元或15.57%。費用和佣金收入實現6千萬港元。截至二零一三年十二月三十一日，華商銀行總資產為1,153億港元，較二零一二年底大幅增長58.44%，客戶貸款及存款結餘總額分別達499億6千萬港元和501億3千萬港元，較二零一二年底分別增長49.57%和26.29%。

管理層討論與分析

二零一三年，華商銀行資訊系統提升專案(NOVA系統)正式投產，全面提升了產品創新能力、客戶服務能力和風險管控能力；深圳科技园支行於六月正式對外營業，網點服務功能和市場行銷能力得到提升；並獲得開辦金融衍生產品交易業務資格，改善了贏利模式與結構，擴大了金融服務範圍。二零一三年，華商銀行在淨利潤、存貸款等經營指標上均於深圳外資同業中表現出眾、成績名列前茅。

未來，華商銀行將繼續堅持「立足深圳，背靠香港，輻射珠三角」的戰略，探索並充分利用深圳市前海深港現代服務業合作區框架下有關跨境金融的優惠政策，不斷強化與母行工銀亞洲的戰略協同和業務聯動，持續提升風險管控能力，努力打造特色金融產品和優質金融服務品牌，為集團的整體發展做出更大的貢獻。

人力資源

本行深信人才為企業成功關鍵，也是保持長期競爭力的最重要資產。一直以來，本行積極貫徹「以人為本」的管理文化，讓員工盡展所長，提升營運效率。

二零一三年本港就業及經濟情況持續向好，金融業職位需求理想，年內本行加強了員工的招募工作，從不同渠道吸納人才，並加強了招聘廣告及品牌建設等工作。同時，注重優化人力資源及架構調整工作，致力提高員工的生產力和銀行的營運效率。截至二零一三年十二月三十一日，本集團員工總數為2,317人。

二零一三年一月，本行新的崗位職級和薪酬體系正式實施。在新的崗位職級基礎下，以績效為導向的薪酬體系提供多樣化激勵、提升員工滿意度，為本行員工開拓更完善的職業發展通道，人崗更匹配、薪酬更具市場競爭力。

為更有效地推動本行業務發展，除按績效考核成績發放年度獎金外，年內推出不同的獎勵計劃，激勵員工有更佳的工作表現。此外，年內繼續為員工提供各項優質福利、實用的家庭健康講座及輔導等，務求令員工在努力工作之餘，亦能維持身心健康。

本行注重員工能力及職業素質提升，為員工提供全面及多元化的培訓課程，內容涵蓋業務、產品、服務、合規、風險管理、專業道德等各領域，並大力資助員工參加行外專業進修培訓。近年，本行內外聯動業務快速發展，為充分發揮工銀亞洲的跨境金融服務競爭優勢，本行將人才培訓重點擴展至跨境培訓。於年內選派表現優秀的零售業務員工赴中國工商銀行深圳分行及北京分行進行2個月的實崗工作交流，為員工提供一個增加對內地銀行業產品服務、文化需求等的認識和體會的寶貴機會。

管理層討論與分析

此外，本行積極運用母行工商銀行集團強大的人員培訓資源，為本行員工提供多樣且具系統的優質培訓，如建立了有關專業資格的管理制度，與第三方專業機構合作、選派員工參加集團舉辦的專業資格培訓及認證課程，進一步增強員工隊伍的專業度，建立持續學習氛圍；此外，亦選派員工參與中國工商銀行全球僱員交流項目，加大人員交流力度，促進員工在集團內的職業發展。

企業社會責任

本行秉承母行中國工商銀行「服務客戶、回報股東、成就員工、奉獻社會」的企業使命，努力協助推動香港經濟持續向前發展的同時，積極投身社會公益事業，履行企業社會責任。多年服務社群的投入與決心獲得社會的充分認可。本行於二零一三年獲香港社會服務聯會頒授10年Plus「商界展關懷」獎項標誌，表揚本行及職員過去超過10年期間於社區服務所作出的貢獻及持之以恆的承擔。

本行作為香港明愛連續十五屆籌款委員會主席，繼續全力支持香港明愛的多項籌款活動，其中包括舉辦慈善高爾夫球活動、代售明愛慈善抽獎券、捐助明愛電視籌款晚會、參加賣物會、設置捐款箱等，出錢出力將資源與愛心傳達至不同社會階層。於2013/2014年度，工銀亞洲為香港明愛合共籌得超過港幣二百萬善款，愛心貢獻再創新高。

除香港明愛外，工銀亞洲多年來亦積極支持其他慈善機構公益金活動。二零一三年一月，一眾員工及其家屬參與2012/2013年度港島、九龍區公益金百萬行活動，為「公益金」資助之「家庭及兒童福利服務」籌款。

作為紮根香港的金融機構，工銀亞洲更將自身具備的金融專業知識及技能運用到慈善活動中。本行作為香港銀行公會的成員之一，於二零一三年熱心參加由香港銀行公會主辦的「銀行與您 關愛同行」的系列公益活動，包括「長者活用自動櫃員機教育坊」、「智有『財』能教育坊」、「銀行通識研習坊」及「夏日糖果工作坊」等。

此外，本行心系內地同胞、同心支持內地救災活動。二零一三年四月，四川省雅安市蘆山縣發生7.0級地震，本行積極投身「心繫廬山共渡難關－抗震救災募捐活動」，籌集捐款，為當地災民走出困境、重建家園貢獻一份力量。

工銀亞洲將繼續為香港的社會公益事業貢獻力量，肩負起良好的企業公民責任，共建團結和諧、愛心滿溢的社會。

董事及高層管理人員簡歷

陳愛平先生(主席、董事總經理暨行政總裁)

陳先生，五十五歲，自二零零二年十二月起獲委任為本銀行董事，於二零零八年七月獲調任為本銀行董事總經理暨行政總裁，並於二零一一年十月獲委任為本銀行主席，亦為本銀行企業管治委員會主席。陳先生亦於二零零八年十一月獲委任為本銀行全資附屬公司華商銀行董事長，並為本銀行若干其他全資附屬公司工銀亞洲金業有限公司、工銀亞洲代理人有限公司、工銀亞洲資產管理有限公司及工銀亞洲投資管理有限公司董事。陳先生亦擔任工銀國際控股有限公司副董事長。陳先生持有武漢大學文學士學位及香港大學工商管理(國際)碩士學位。陳先生擁有逾二十八年銀行業務經驗，曾擔任中國工商銀行股份有限公司國際業務部總經理及中國工商銀行盧森堡有限公司之主席。

宗建新先生(董事、副行政總裁暨替任行政總裁)

宗先生，四十七歲，於二零一零年一月加入本銀行為副總經理，並於同年十月獲委任為本銀行董事暨替任行政總裁。宗先生亦擔任本銀行全資附屬公司華商銀行、工銀亞洲期貨有限公司、工銀亞洲投資管理有限公司、工銀亞洲代理人有限公司及ICBC (Asia) Wa Pei Nominees Limited的董事。宗先生畢業於上海交通大學，獲工商管理碩士學位，並取得經濟師資格。宗先生擁有逾十八年銀行業務經驗，專注公司業務、國際業務及投資銀行等業務。於加入本銀行前，宗先生為中國工商銀行股份有限公司深圳市分行副行長。

葉冠東先生(董事、副行政總裁、替任行政總裁暨風險總監)

葉先生，五十一歲，自二零一三年二月加入本銀行為副行政總裁，並於二零一四年四月獲委任為本銀行董事、替任行政總裁暨風險總監。葉先生亦為本銀行全資附屬公司工銀亞洲金業有限公司、ICBC (Asia) Wa Pei Nominees Limited及友聯中國業務管理有限公司的董事。葉先生持有香港中文大學工商管理學士學位及碩士學位。葉先生為特許財務分析師。葉先生擁有逾二十七年銀行業務之經驗。於加入本銀行前，葉先生為恆生銀行首席信貸風險控制官。葉先生現為風險管理協會香港分會會長。

吳宏波先生(非執行董事)

吳先生，四十九歲，自二零一一年十月起獲委任為本銀行董事，為本銀行董事會風險管理委員會主席。吳先生持有中南財經大學貨幣銀行學碩士學位、中南財經政法大學金融學博士學位，並取得高級經濟師資格。吳先生擁有逾二十五年銀行業務經驗，現為中國工商銀行股份有限公司集團派駐子公司董監事辦公室主任。他亦擔任中國工商銀行(澳門)股份有限公司、中國工商銀行(中東)有限公司及中國工商銀行(阿根廷)股份有限公司的董事。

董事及高層管理人員簡歷

朱文信先生 (非執行董事)

朱先生，六十一歲，自二零一一年十月起獲委任為本銀行董事。朱先生畢業於中共中央黨校經濟管理專業，並取得高級經濟師資格。朱先生擁有逾二十九年銀行業務經驗，現為中國工商銀行股份有限公司集團派駐子公司董監事辦公室專職派出董事。他亦擔任中國工商銀行(澳門)股份有限公司、工銀金融租賃有限公司、工銀安盛人壽保險有限公司及工銀瑞信基金管理有限公司的董事。

史澤友先生 (非執行董事)

史先生，五十八歲，自二零一一年十月起獲委任為本銀行董事。史先生持有河北大學金融學學士學位，並取得高級經濟師資格。史先生擁有逾三十四年銀行業務經驗，現為中國工商銀行股份有限公司集團派駐子公司董監事辦公室專職派出董事、監事。他亦擔任中國工商銀行(中東)有限公司董事、中國工商銀行(莫斯科)股份公司董事、工銀金融租賃有限公司監事及工銀瑞信基金管理有限公司監事。

王于漸教授，S.B.S.，太平紳士 (獨立非執行董事)

王教授，六十一歲，自二零零零年七月起獲委任為本銀行獨立非執行董事，為本銀行審核委員會主席。王教授曾就讀於美國芝加哥大學經濟系，取得博士學位。王教授現為香港大學經濟學講座教授。王教授積極推動有關香港及中華人民共和國經濟政策之研究活動，為香港經濟研究中心及香港經濟及商業策略研究所之創辦總監。王教授於一九九九年獲香港特別行政區政府頒授銀紫荊星章，以表揚其對香港教育、房屋、工業及科技發展所作出之貢獻。

徐耀華先生 (獨立非執行董事)

徐先生，六十四歲，自二零零零年八月起獲委任為本銀行獨立非執行董事，為本銀行提名委員會主席。徐先生畢業於美國田納西州大學，獲理學士及工程學碩士(工業工程學)學位。徐先生於美國哈佛大學甘迺迪政府研究院修畢政府高級經理管理學課程。徐先生現任華高和昇財務顧問有限公司主席。在此之前，徐先生由二零零一年七月至二零零二年六月期間於深圳證券交易所擔任諮詢顧問及理事，並於二零零零年八月至二零零一年二月期間出任香港勵品太平洋集團有限公司行政總裁，該公司於香港聯合交易所上市。於二零零一年十二月至二零零四年十二月期間，徐先生曾任香港證券專業學會之主席。徐先生於一九九四年加入香港聯合交易所有限公司為財務及運作服務科執行總監，並於一九九七年至二零零零年期間出任行政總裁一職。徐先生於二零零零年三月至二零零零年七月期間出任香港交易及結算所有限公司之集團營運總裁，並於一九八九年至一九九三年期間出任香港證券及期貨事務監察委員會之總經理(財務、資訊及人力資源)、助理總監(發牌科)兼總經理(人力資源)。徐先生過往亦積極參與多項政府及社會活動，其中包括香港盈富基金監督委員會前主席、香港廉政公署證券、期貨及投資界專業道德推廣計劃籌劃委員會前主席、香港公司法改革常務委員會前委員、香港貿易發展局金融服務諮詢委員會前委員、香港公益金商業及僱員募捐計劃籌劃委員會前委員(銀行及金融組別)、香港職業訓練局銀行及金融業訓練委員會前委員及禁毒基金會管理委員會投資小組委員會前委員。

董事及高層管理人員簡歷

袁金浩先生，FHKIoD (獨立非執行董事)

袁先生，六十九歲，自二零零三年四月起獲委任為本銀行獨立非執行董事，為本銀行薪酬委員會主席。袁先生現為PNG資源控股有限公司獨立非執行董事，該公司於香港聯合交易所上市及Visteon Corporation董事，該公司於紐約證券交易所上市。袁先生畢業於香港大學，取得經濟及政治學榮譽學士學位。袁先生分別在美國麻省Cambridge國際市務學院修讀國際市場管理課程，及獲香港政府保薦往英國牛津大學深造公共行政及國際關係，並於法國歐洲商業學院(INSEAD)參與國際工商管理人員培訓計劃。於二零零三年六月，袁先生被邀參與美國哈佛大學肯尼地行政管理學院主辦的領袖發展計劃。於二零零四年六月，袁先生參與美國加州史丹福大學「公司管治」研修會議。在二零零六年初，史丹福大學社會創建學院更邀請袁先生為訪問學者作短期研修。袁先生自一九九七年九月起九年內曾出任「香港明天更好基金」行政總裁。於加入「香港明天更好基金」前，袁先生於香港政府新聞處擔任新聞處助理處長及署理副處長。袁先生積極參與籌組於香港舉行之重要國際會議，並曾擔當多項公職，其中包括出任國際策略發展局董事局成員。於二零零三年至二零零七年期間，袁先生曾任香港特別行政區政府中央政策組香港泛珠江三角洲流域研究委員會成員。在二零零六年一月至二零一三年一月期間，袁先生曾為中國人民政治協商會議廣西壯族自治區委員會委員、中國社會科學院財政與貿易經濟研究所顧問、中國上海社會科學院港澳研究中心顧問、中國廣州市國際投資促進中心顧問。袁先生現為中國太平洋經濟合作全國委員會特邀顧問、香港大學畢業生議會委員、香港大學校董會委員及聯合國亞太經濟和社會委員會委員。袁先生為香港董事學會之資深會員、英國管理學會及英國市務學會會員，並曾獲前任美國總統布殊親函嘉許其支持世界反恐工作的貢獻。

蔡耀君先生，S.B.S., FHKIB (獨立非執行董事)

蔡先生，五十九歲，自二零一三年一月起獲委任為本銀行獨立非執行董事，並為本銀行審核委員會及董事會風險管理委員會替任主席。蔡先生持有香港理工大學會計系高級證書，並為香港銀行學會及香港財資市場公會資深會士。蔡先生擁有超過三十五年的銀行監管經驗。他在一九七四年十一月到一九九三年三月之間在香港政府銀行業監理處出任不同職位。他於一九九三年四月加入香港金融管理局，先後出任不同職位，包括銀行監管政策處主管，行政總監，助理總裁(銀行監管)，副總裁(貨幣政策與儲備管理)及副總裁(銀行監管)至二零一零年一月退休為止。蔡先生也是交通銀行股份有限公司獨立非執行董事，該公司於香港聯合交易所及上海證券交易所上市。他在二零一零年獲香港特別行政區政府頒發銀紫荊星章。

董事及高層管理人員簡歷

武捷思博士 (獨立非執行董事)

武博士，六十二歲，自二零一三年三月起獲委任為本銀行獨立非執行董事。武博士持有中國人民銀行金融研究所經濟學博士學位，並獲天津南開大學授予教授資格。武博士擁有逾二十九年企業管理與投資經驗，現為深圳富海銀濤資產管理公司董事長。武博士亦為多家於香港聯合交易所上市公司的董事，其中包括北京控股有限公司獨立非執行董事、中國太平保險控股有限公司獨立非執行董事及深圳控股有限公司非執行董事。武博士亦為招商證券股份有限公司獨立董事，該公司於上海證券交易所上市及中信銀行(國際)有限公司獨立非執行董事。武博士曾任中國工商銀行股份有限公司深圳市分行行長、深圳市政府副市長及廣東省省長助理。

梁銘謙先生 (副行政總裁暨財務總監)

梁先生，五十一歲，自二零零一年七月加入本銀行，於二零零七年三月起獲委任為助理總經理暨財務總監，並於二零一一年八月獲委任為副行政總裁。梁先生亦為本銀行全資附屬公司工銀亞洲期貨有限公司、ICBCA (C.I.) Limited、工銀亞洲投資管理有限公司、工銀亞洲資產管理有限公司及工銀亞洲金業有限公司之董事。梁先生持有英國紐卡素大學會計及財務分析學士學位和英國倫敦大學法律學士學位。梁先生為英格蘭及威爾斯特許會計師公會之會員並為其香港分會委員，亦為香港會計師公會及英國特許公認會計師公會之資深會員。梁先生於二零一四年三月獲「財資」雜誌選為「CFO of the Year, Hong Kong」。梁先生擁有逾二十年企業財務之經驗。

唐希強先生 (副行政總裁)

唐先生，五十六歲，於二零一一年八月獲委任為本銀行副行政總裁，主管本銀行公司業務、公司產品、資產託管及機構業務的發展及營運。唐先生亦為本銀行全資附屬公司工銀亞洲信託有限公司之董事。唐先生持有布魯內爾大學工商管理系碩士學位。唐先生為特許銀行學會之會士，擁有二十七年企業及商業銀行業務經驗。

陳宇龍先生 (副行政總裁暨營運總監)

陳先生，四十歲，自二零一零年十月加入本銀行為助理總經理，於同年十一月獲委任為營運總監，並於二零一二年七月獲委任為副行政總裁。陳先生持有中國人民大學經濟學學士學位、吉林大學管理學碩士學位，並取得高級經濟師資格。於二零零七年至二零零八年期間，陳先生赴美國伊利諾伊州立大學進修。陳先生在中國工商銀行股份有限公司工作逾十六年，擁有豐富及全面的業務管理經驗。於加入本銀行前，陳先生為中國工商銀行股份有限公司吉林省分行長春市分行副行長。

宋萬海先生 (副行政總裁)

宋先生，四十六歲，自二零零四年七月加入本銀行，於二零一一年六月獲委任為助理總經理，並於二零一三年十二月獲委任為副行政總裁。現主管本銀行個人金融業務、私人銀行業務及信用卡業務的營運及發展。宋先生亦為本銀行全資附屬公司華商銀行、工銀亞洲代理人有限公司及ICBC (Asia) Wa Pei Nominees Limited之董事。宋先生持有香港大學工商管理(國際)碩士學位及澳大利亞南澳大利亞大學工商管理碩士學位。宋先生在中國工商銀行股份有限公司工作逾十五年。

羅麗軍女士 (助理行政總裁)

羅女士，四十二歲，自二零一二年六月加入本銀行為助理行政總裁，主管本銀行風險管理。羅女士持有中國人民大學歷史學學士學位、中國人民大學財政金融學院經濟學碩士學位及復旦大學與香港大學國際工商管理碩士學位。於二零零九年八月至二零一零年六月期間，羅女士赴美國伊利諾伊大學海外研修。羅女士在中國工商銀行股份有限公司工作逾十九年，擁有豐富的業務管理經驗。於加入本銀行前，羅女士為中國工商銀行股份有限公司風險管理部專家。

Chairman's Statement

In 2013, the global economic landscape faced a lot of complications and operating environment was ever-changing. The growth of world economy slowed down slightly and volatility of international financial market persisted. The operation of banking industry has been struggling in an increasingly difficult environment with more competition. Different factors such as the complicated and fast-changing global economy, regulatory policies and customer demands all have an impact to some extent on the evolution of business continuity of banking sector. ICBC (Asia) continued to insist on pursuing strategic business innovation and management reform. By fully leveraging on the strong brandname of the ICBC Group and development strengths of the Bank, while proactively optimizing and improving corporate governance, we focused on enterprise sustainable profitability and strengthening risk management standards. Our operation scale and earnings level have hit a new record high in 2013, with after-tax net profit of the Bank reaching HK\$5.257 billion which represented a year-on-year increase of HK\$1.242 billion.

In response to the changes in market environment, the Bank has taken the initiative to adjust the asset and liability operating approach in 2013. Matching and management were exercised over the total volume, duration and prices of both assets and liabilities from a multi-dimensional approach. We have not only maintained a steady increase in net interest spread and net interest income and further pragmatically strengthened the asset base and optimized asset structure, but have also reinforced the diversified portfolio management of liabilities business. As at the end of 2013, the balance of total assets and liabilities of the Bank amounted to HK\$569.8 billion and HK\$525.3 billion respectively. At the same time, we have consistently upheld the corporate development philosophy of ICBC Group which stresses a proactive, prudent attitude and places dual emphasis on business development and risk management. Asset quality continued to perform well and operating risk has been kept under control. As at the end of 2013, the non-performing asset ratio of the Bank was 0.38% which represented a decrease of 0.04% when compared to the end of the previous year.

In 2013, the Bank continued to pursue its transformation strategy. Whilst boosting operating efficiency, earnings and service capabilities, we endeavoured to retain and penetrate into our target customers and increase their contribution to the Bank, gradually building the Bank into a mainstream bank in the Hong Kong market which is equipped with high-end technology, customers and businesses and has strong competitive advantages, influence and brand appeal. In particular, on the pre-requisite of maintaining a rapid growth in asset size and earnings level, the Bank has fully utilized the strengths of cross-border operation. Each business line has demonstrated positive momentum by developing hand in hand, propelling growth and harnessing innovation across the business lines.

For corporate loans business, the Bank has continuously improving the standards of our overall domestic and overseas marketing and sales service to key customers in local market, cross-border customers of our inter-linked businesses, as well as customers of innovative business modes such as leasing company. We continuously drove for the rapid development and optimization of the structure of asset business. At the same time, we focused on winning key customers who place deposits with us and on lending to develop customer relationship, and, through the adoption of various tactics such as the provision of high quality deposits products and account service, increasing the contribution of customer deposits to our asset business.

In respect of retail banking business, the Bank has fully utilized the synergies resulting from the interaction and integration of resources within the ICBC Group in an attempt to proactively capture market opportunities. We have successfully organized a number of marketing and product promotional campaigns, proactively competing to win high-end customers and attracting mid-end customers. We also spent great efforts to expand our retail customer base and retail network coverage. Continuous growth and breakthrough development were seen in different areas such as growth of deposits, channel management, customer expansion and product sales. As at the end of 2013, we had altogether 56 branches, 22 "Elite Club" Wealth Management Centres and 4 commercial business centres in Hong Kong. The number of automatic teller machines was 145.

Chairman's Statement

For product innovation and development of new business, the Bank has launched many new products and services in 2013 covering treasury business, cash management, settlement, capital and cross-border financing etc. In December, we have also launched the online Electronic Bill Presentment and Payment Service which was a high profile campaign organized by the Hong Kong Monetary Authority. The trust business has also achieved a breakthrough with the number of trust products increasing by over 70% year-on-year and we successfully acted as the custodian of the first unit trust fund approved by the Securities and Futures Commission. The development of Renminbi business was robust with Renminbi asset and liability business growing by over 50% year-on-year. Our status as a leading offshore Renminbi market maker has been further consolidated.

In accordance with the strategic planning of business management development, the Bank has further strengthened its development of overall risk management capability and formulated the “Plans on Implementation of ICBC (Asia) New Basel Capital Accord”. We have also activated implementation projects on New Capital Accord and strived to apply the elementary approach on internal rating of credit risk as soon as possible; and re-designed scientific management structure, reinforced the integrated management of projects throughout the whole process. At the same time, we introduced testing on version release and management procedure of version implementation, strengthening the monitoring and administration of testing process and quality. Furthermore, we will steadily undergo different tasks such as the conversion and migration of old system into the new one on human resources reform, enhance the management of job positions and institution, resource allocation and talent management, so that the human resources plan will go in line with our business development and the achievement of operating objectives will be facilitated.

Looking ahead to 2014, the outbreak of crisis on a regional basis may still hit the global economy intermittently. The expectations of withdrawal of quantitative accommodative measures of major economies are mixed and the sustainability in growth of emerging economies is yet to be seen. The recovery of global economy will still be characterized by instability and imbalance. Under the guideline of existing development strategy and planning objective, the Bank will seek an active understanding of the differentiated financial needs of customers in cross-border financial services and trends of evolution of financial landscape and take advantage of the distinctiveness between the two markets. By seizing market opportunities created by the internalization of Renminbi, our focus of development will be offshore Renminbi market and emerging economies. By leveraging on our strengths in operation under full banking license, comprehensive product offerings and globalized all-weather services, we will further expedite in differentiating ourselves from the peers and the development and differentiation of high net worth customers as well as driving for integrated product innovation etc. Through the transformation of integrated operation, and continuous innovation, the Bank will continue to maintain a stable and rapid growth while at the same time make every endeavour to strengthen our foundation and establishment of the infrastructure management, such as the setting up of banking procedures and overall risk management. We will focus on the efficiency on quality and management, emphasize “building a stronger and better” bank rather than simply “building a bigger” bank. We will proactively look to make an early start and strategically transform and modify ourselves from a “prominent bank of asset operation” to a “prominent bank of asset management”, expediting the pace of development of retail banking business and capital saving modern financial service business. Through the integration of organic growth and strategic merger and acquisition, the insurance business will grow from scratch, securities business will develop from small business to a large one, and leapfrog growth of asset management business from single to diversified business mode will be achieved. We shall also further dig out the new momentum of organic growth and create new pattern of earnings growth, reshaping the future of various operations and management initiatives in the Bank.

Chairman's Statement

2014 is an important year which marks the 30th anniversary of the establishment of Industrial and Commercial Bank of China Limited, our parent bank, and 20th anniversary of its operation in Hong Kong. With the support of strong network and resource from the parent bank and by taking advantage of the opportunity of internationalization of Renminbi, the Bank is concerned with its local operations and persist on operational transformation, innovation development and fulfilling its corporate social responsibility, continuously working towards the goal of building ICBC (Asia) as a prestigious, modern financial enterprise in Hong Kong.

I hereby express my deepest gratitude to all the members of the Board of Directors of ICBC (Asia) for their valuable opinions given in the past year and for their advice in formulating the business strategies. Also, I wish to extend my heartfelt thanks to the management team and all the staff who have demonstrated tireless efforts, enthusiasm and efficiency in their work.

Chen Aiping
Chairman

25 March 2014

Management's Discussion and Analysis

FINANCIAL REVIEW

The Group achieved a record high profit after tax of HK\$5,257 million for the year 2013, representing an increase of HK\$1,242 million as compared to the previous year.

As a result of strong growth in interest-bearing assets, ICBC (Asia)'s net interest income increased by HK\$1,214 million, or 21.2%, to HK\$6,948 million. Net fee and commission income increased by HK\$46million, or 3.4%, to HK\$1,393 million. The ratio of non-interest income to total operating income was 21.3%.

Total operating expenses were 14.3% higher than the previous year. The cost to income ratio slightly decreased from 27.1% in 2012 to 26.1% in 2013.

Operating profit after impairment losses was HK\$6,138million, an increase of HK\$1,432 million, or 30.4%, as compared with 2012.

The Group recorded HK\$149 million of net gain from disposal of investment securities as compared to HK\$276 million in 2012.

Share of profit from an associate increased to HK\$22 million from HK\$20 million in 2012.

STATEMENT OF FINANCIAL POSITION

As at 31 December 2013, ICBC (Asia)'s total assets amounted to HK\$569.8 billion, representing an increase of HK\$144.1 billion, or 33.8%, as compared with the previous year-end position.

Loans and customers' deposits reached HK\$322.3 billion and HK\$341.5 billion respectively, representing an increase of 22.0% and 32.3% respectively as compared to the position as at 31 December 2012.

As at 31 December 2013, total outstanding certificates of deposit issued amounted to HK\$40.6 billion, representing an increase of 26.5% as compared to 31 December 2012.

CAPITAL AND LIQUIDITY MANAGEMENT

The capital adequacy ratio of the Bank was 13.8% as at the end of 2013 (the end of 2012: 15.5%). The average liquidity ratio for the year 2013 was 39.7% (2012: an average of 43.7%).

ASSET QUALITY

Under the Bank's prudent risk management policy, the asset quality remained continuously at a satisfactory level. As at the end of 2013, impaired loans amounted to HK\$1,412 million while the impaired loan ratio decreased by 3 basis points to 0.44% as compared with 2012.

As at 31 December 2013, the cumulative loan impairment allowances aggregated to HK\$2,204 million (2012: HK\$1,823 million). This included HK\$781 million (2012: HK\$788 million) of individual impairment allowances and HK\$1,423 million (2012: HK\$1,035 million) of collective impairment allowances. The increase of the impairment allowances was mainly due to the increase of loan portfolio.

As at 31 December 2013, total overdue advances increased by HK\$52 million, to HK\$730 million, as compared to the previous year-end position.

Management's Discussion and Analysis

BUSINESS REVIEW

Commercial Banking

In 2013, the Bank has fully grasped the development opportunities brought by the gradual recovery of global economy as a whole and continuous stability of Hong Kong's economy. Asset business was as strong as ever; liability portfolio management was deepened; new customer base was continuously broadened and customer structure was optimized. Deposits and loan business grew steadily with total deposits rising by over 37% year-on-year and loans to customers growing by 13%.

Leveraging on the accelerated economic cooperation between China and Hong Kong and the launching of a series of favourable policies under the market reform in Mainland China, the Bank expedites its development of trade finance business and strives to increase its market share. Meanwhile, the Bank has actively developed capital market business. Apart from assisting our customers in the issuance of USD and Renminbi dim sum bonds, the Bank also provided support to customers in their overseas mergers and acquisitions, making every endeavour to assist the Mainland enterprises in their "going out" mission.

Retail Channel

In 2013, the Bank continued to expand and optimize its retail network proactively. Two branches were newly established, namely Yan Ching Street, Tuen Mun Branch and The Grandiose, Tseung Kwan O Branch with the aim of further expanding the retail banking business. At the same time, the Bank has constantly developed offsite self-service banking outlets. During the year, a number of offsite automatic teller machines were set up which covered many MTR stations, shopping arcades and housing estates with high pedestrian flow. As at 31 December 2013, our branches increased to 56 in total and the number of automatic teller machines increased to 145, thereby establishing an increasingly comprehensive service network.

Through the active and aggressive market promotion as well as refined management approach, the quality of our products and services has been enhanced. In 2013, the number of new customers and size of deposits of the Bank have grown rapidly. At the same time, the Bank has reinforced its strengths in cross-border banking, further optimizing cross-border products and services and driving for a stable growth in the number of both the customers as a whole and premium customers.

Electronic Banking

The Bank has continuously developed electronic banking service. Leveraging on the technological strengths of ICBC, our parent bank, as well as the globally integrated FOVA platform, brand new services have been constantly launched to meet the demand of customers.

For online banking, the Bank has successfully unveiled the brand new online banking platform and mobile phone banking services at the beginning of 2013 under which 46 new and optimized functions were introduced, such as the new ICBC Remittance Express, Password Token, Commercial Internet Banking Authorization Matrix and extension of deadline on enquiry of historical breakdown etc. Also, we continued to offer various value-added services for online banking customers, such as addition of new types of precious metals trading and the launching of Electronic Bill Presentment and Payment (EBPP) Service etc, with the aim of enhancing our customer service capabilities.

With regard to mobile phone banking, subsequent to the iPhone version and WAP version which have been launched previously, the Android version was put in operation in July. Furthermore, a variety of functions have been newly added to mobile phone banking to cater for the needs of customers on mobile financial services, such as payment services and trading of precious metals. This is underscored by the significant increase in the use of online banking by our customers.

Management's Discussion and Analysis

In 2013, the growth of our electronic banking is fast and highly recognized by the industry. We received two major awards of Outstanding Cross Border Online Banking and Outstanding Innovative Investment Product Banking from Capital magazine.

Looking ahead to 2014, the development of electronic banking will still be held in high regard by the Bank. Through the optimization of functionality and services of different platforms, such as online banking, mobile phone banking and automatic teller machines, we envisage providing customers with convenient, high quality and comprehensive financial services via electronic channels.

Securities and Brokerage

In the first half of 2013, against the backdrop of slowing down of China's economic growth and the impact of US tapering expectations, the investors are prudent. Hang Seng Index dropped by over 1,800 points. In the second half of the year, Hang Seng Index finally rose by nearly 650 points when compared to 2012 and trading volume rose by 15%, thanks to the improved overall investment sentiment underpinned by news of US tapering pushing back and re-activation or postponement of IPO in the Mainland etc.

In the face of turbulent market condition and ever increasing competitive environment, the Bank has continuously focused on product optimization and improvement of our standards of service. Online securities margin function was optimized during the year and "Securities good till date order" service of up to five trading days has been launched. At the same time, we reinforced our efforts on business promotion and the business volume of the Bank increased by 38% when compared to 2012.

Looking ahead in 2014, the Bank will proactively expand the potential customer base both locally and in Mainland China, continuously pursue product innovation and strengthen the functions of our transaction system in an effort to elevate the service level and profitability of our business as a whole.

Private Banking

In 2013, in line with the positive development trends of the market, the Bank realized a relatively fast growth in private banking business by putting great efforts in two aspects, namely our "customers" and "products". There was a substantial increase in the income level, size of assets under management and trading volume of investment products. In respect of the customers, customer expansion and improvement of quality of customer service are regarded as the two major areas of private banking development of the Bank and we successfully expanded the size of assets of customers and optimized the asset structure. In the aspect of products, the Bank has continuously driven for the research, development and screening of products, kept to boost cooperation and innovation with inter-Group organizations and third party organizations. The product line of private banking segment was further broadened.

In 2014, the Bank will continue to utilize our experience acquired from the businesses which are inter-linked internally and externally and facilitate cross-border business and overseas business development of private banking. We will provide customers with more comprehensive value-added services in terms of both financial and non-financial aspects, improve the quality of customer service and strive to build top-tier private banking service with a strong brand name.

Management's Discussion and Analysis

Wealth Management

In 2013, the Bank has actively expanded wealth management business and offered customers with diversified products. The wealth management needs of the customers are satisfied in an all-round manner. Wealth management business continued to record good sales performance in 2013. Various businesses, such as funds, insurance and securities, have hit a new record high in their yearly sales amount. Apart from introducing different categories of fund and insurance products, the Bank has also provided customers with diverse choices by launching structural deposit products regularly. On the other hand, in line with market development trends, the Bank has introduced a range of Renminbi investment options in the year, including funds, insurance and paper precious metals products. At the same time, it has continued to strengthen product development and innovation, continuously optimized trading channels, such as the development of convenient online trading function of paper precious metals for the convenience of our customers.

Financial Market

In 2013, while focusing on its own business innovation and diversified development, the Bank has proactively facilitated the development of the whole financial market, especially Hong Kong offshore Renminbi market with the strong back-up and support of ICBC Group. As the offshore Renminbi trading centre of ICBC Group, there was a relatively sharp increase in the Bank's agency and proprietary trading volumes of offshore Renminbi related exchange rate, interest rate and commodities. In the meantime, the Bank has also further enhanced its status and influence in offshore Renminbi market of Hong Kong and has now become one of the major market makers in various product markets including offshore Renminbi spot, forward and currency swaps.

Global Capital Financing

As the overseas flagship organization of ICBC, while seeking for systematic promotion of various traditional commercial banking operations, the Bank has leveraged on its strengths in capital, customers and network and deepened the exploration of the development potential of global capital financing service. Remarkable breakthrough has been achieved. At present, the development of our bond underwriting and syndicated loan businesses is increasingly sophisticated and the scale of operation is gradually increasing. The strong brand name we have built and our track record in "Global capital financing" have continuously won acclaim in the market and we have been playing an important role in the growth of capital market in Hong Kong as well as in South East Asia. Currently, the global capital financing product mix of the Bank primarily includes debt underwriting and issuance, syndicated loan, structured financing arrangement and credit asset transaction businesses etc.

The Bank has seized the opportunity arising from the robust cross-border capital financing market and focused on the development of offshore bond underwriting, syndicated loan, structured financing and credit asset transaction businesses. During the year, we have completed fund raisings in Renminbi/foreign currency for key customers, such as the Ministry of Finance. In 2013, ICBC (Asia) has underwritten a total of 43 bond issuance in local and foreign currencies and certificates of deposits with total volume amounting to more than RMB23 billion. We are ranked No. 3 in dim sum bond underwriting market and are one of the prominent and influential underwriters in the market.

For syndicated and structured financing business, the total business volume of the Bank amounted to over HK\$32.4 billion in 2013 which hit a new record and we are ranked No. 5 among the lead arrangers in Hong Kong. During the year, we achieved a breakthrough by executing the first privatization loan, divestment loan, securities pledged loan and pre-delivery financing of aircraft within the Bank, and had made a number of new attempts in the area of cross-border merger, acquisition and financing. The accumulation of such innovative experience is highly beneficial to the development of relevant business in future. Besides, asset trading business of the Bank is booming with the successful introduction of two new products, namely credit linked notes (CLN) and total return swap (TRS). Therefore, an asset trading network centering upon ICBC (Asia) with links to major overseas ICBC entities is formed.

Management's Discussion and Analysis

Institutional Business

In 2013, our institutional business has grown rapidly. The customer base has been further enlarged and covered a wide array of non-banking financial institutions, such as securities firms, insurers, trusts, funds and asset management companies, as well as banking peers, government and public organizations. The product mix is more optimized and involves a wide spectrum of areas including trade finance business, such as payment service and forfeiting; treasury products such as revolving loans, syndicated loans, fund financing and structured deposits; cash management services, such as Smart Account and settlement. Furthermore, through the proactive interaction with domestic branches, overseas organizations, controlling and affiliated organizations of ICBC and by means of customer cross-referrals, interconnected products, experience sharing and business collaboration, the Bank has spared no effort in enhancing the publicity and influence of the Group in overseas countries.

In the year ahead, the Bank will enthusiastically gain an insight on the market direction and keep abreast of the needs of customers, continuously expand our customer base and push for the transformation of business, so as to strengthen sustainable profitability and further expand our influence among the peers.

Asset Management

In 2013, the wealth management business of ICBC (Asia) Investment Management Company Limited ("ICBC (Asia) Investment"), our wholly-owned subsidiary, recorded a leapfrog growth in different aspects. In particular, with the increase in status of Renminbi internationally, ICBC (Asia) Investment has grasped market opportunities and achieved various milestones in offshore Renminbi and Renminbi cross-border businesses: apart from the existing QDII business, ICBC (Asia) Investment has successfully applied and obtained QFII qualification in March. In June, it was granted an investment QFII quota of US\$100 million by the State Administration of Foreign Exchange. In the same month, RQFII qualification was approved by the China Securities Regulatory Commission and RMB800 million RQFII quota was granted in July. Other than traditional cross-border businesses, such as QFII and RQFII, ICBC (Asia) Investment is also planning to develop the business of Qualified Foreign Limited Partner in cities, such as Shenzhen, Shanghai and Tianjin.

Moreover, it has achieved brilliant development in customer relations and product development. Ever since ICBC (Asia) Investment was successfully mandated by Nigerian central bank in 2012 and served as the manager of its offshore Renminbi portfolio, ICBC (Asia) Investment continued to devote a large amount of resources to develop marketing business of institutional customers, such as central banks and sovereign funds in 2013 and has successfully signed the Memorandum of Understanding with National Bank of Abu Dhabi in February to enlarge the scope of multi-faceted cooperation. In the fourth quarter, it has even established cooperative relationship with another customer which is a central bank. In terms of product development, ICBC (Asia) Investment, joined by ICBC (Asia), assisted a large conglomerate in China to issue structured investment product in 2013 which has, on one hand, alleviated the asset-liability burden of such type of capital intensive enterprise, and on the other hand provided investors with long-term and decent returns.

Looking ahead to 2014, ICBC (Asia) Investment will continuously consolidate and expand its existing sales platform and channels, strengthen the cooperative relationship with existing customers, and at the same time continue to explore new sales channels and seek to add new business and product lines. It will strive to broaden the customer base and is dedicated to provide customers with quality financial services that yield higher returns, while at the same time maintain a steady increase in the size of assets under management.

Management's Discussion and Analysis

Credit Card Business

In 2013, the Bank has continued to enhance the development of credit card business. Core indicators, such as the volume of cards issued, card spending, balance of accounts receivable and merchant acquiring turnover have witnessed a remarkable increase when compared to last year. Among which, the volume of new cards issued increased notably by 37% when compared to the same period of previous year, which owed significantly to the increase of contribution from branches and direct sales team. In respect of spending, card spending and the balance of accounts receivable rose by 27% and 26% respectively when compared to the previous year. There was also a 21% growth in annual turnover from merchant acquiring business.

A major breakthrough in the development of our credit card business in 2013 was the launching of vacation themed products, including the introduction of Global Travel Platinum Card and Wing On Travel Platinum Card. Apart from this, we have stepped up a series of promotional activities, such as incremental spending award, tax payment promotion and credit card cash installment plan etc. In the year ahead, the Bank will further strengthen marketing management and, in particular, utilize the potential strengths of branches, reinforce product innovation and promotional activities, with the goal of striving for rapid growth of card issuance business. At the same time, the Bank will further optimize our system, increase the operation efficiency of three major networks encompassing the branches, direct sales team and cooperation partners and meet the continuous development of acquiring business.

Renminbi Business

Ever since the end of 2012 when ICBC (Asia) has become the offshore Renminbi transaction centre of ICBC Group and by relying on such strengths, the share of ICBC (Asia) in the transaction volume of offshore Renminbi financial market in Hong Kong rose significantly in 2013. With respect to offshore Renminbi bond underwriting business, ICBC (Asia) continued to deliver excellent results. As the lead underwriter, it has successfully executed issuances of dim sum bonds for many overseas customers in Hong Kong. We also achieved a breakthrough in the new business of Qianhai cross-border Renminbi loan business and provided many domestic customers with cross-border Renminbi loans. For marketing activities, ICBC (Asia) has actively cooperated with Hong Kong Monetary Authority and participated in a number of overseas promotional activities in relation to offshore Renminbi market.

Besides traditional Renminbi business of commercial banking, such as deposits, remittance and currency conversion, ICBC (Asia) has fully extended the scope of Renminbi business to loans, trade finance, cash management, bond underwriting, syndicated loans, asset management etc, thus providing comprehensive offshore Renminbi services to corporate, individual and institutional customers. Renminbi business, which provides a steadily increasing income stream, has become one of the major business segments of ICBC (Asia). It has also offered new cooperative and business opportunities for the businesses of the Group that are inter-linked both internally and externally.

China Mercantile Bank

Chinese Mercantile Bank, our wholly-owned subsidiary, has continued to maintain a sound growth momentum in 2013. According to the Hong Kong Accounting Standards, the annual net profit of Chinese Mercantile Bank in 2013 reached HK\$938 million, representing an increase of HK\$40 million or 4.67% when compared to 2012, of which, the net interest income grew by HK\$250 million or 15.57% to HK\$1.83 billion. Fee and commission income was HK\$60 million. As at 31 December 2013, the total assets of Chinese Mercantile Bank amounted to HK\$115.3 billion, up by as much as 58.44% when compared to the end of 2012. The balance of loans and deposits of customers amounted to HK\$49.96 billion and HK\$50.13 billion respectively, which represented an increase of 49.57% and 26.29% respectively as compared to the end of 2012.

Management's Discussion and Analysis

In 2013, the information technology upgrade project (NOVA system) of China Mercantile Bank officially went into operation. Product innovation, customer service and risk control capabilities were generally enhanced. Shenzhen Technology Park Sub-branch was opened for operation in June. The service capability and marketing ability of our outlets have been strengthened and necessary qualifications were obtained to operate the business of financial derivative products transaction, thus improving the earnings model and structure as well as enlarged the scope of financial services. In 2013, China Mercantile Bank has achieved outstanding results and ranked among the best in foreign banks in Shenzhen in terms of various operating indicators, such as net profit, deposits and loans.

In future, China Mercantile Bank will continue to uphold the strategy of “basing in Shenzhen, lying against Hong Kong, radiating to Pearl River Delta” and explore and take full advantages of the favourable policies in relation to cross-border finance under the framework of Qianhai Shenzhen-Hong Kong Modern Service Industry Cooperation Zone. It will constantly strengthen its strategic synergy and business interaction with ICBC (Asia), its parent bank, continuously enhance risk control capability and enterprisingly build up financial products with special characteristics and a strong brand name in financial service sector, with the aim of making greater contributions to the overall development of the Group.

Human Resources

The Bank firmly believes that the key to success of an enterprise lies with its talented employees who are the most important assets for maintaining long-term competitiveness. All along, the Bank has been actively pursuing “people-oriented” corporate culture. Employees are encouraged to demonstrate their strengths and boost operational efficiency.

In 2013, the labour market and economic situation of Hong Kong were continuously improving and the number of vacancies in finance sector was satisfactory. The Bank has reinforced the recruitment of staff. Talented staff are employed from different channels. Also, greater efforts have been devoted to our recruitment advertising and brandname establishment. At the same time, we emphasize optimization of human resources and adjustment of structure, striving to increase the productivity of staff and operating efficiency of the Bank. As at 31 December 2013, the total number of employees in the Group was 2,317.

In January 2013, the Bank has officially implemented new job ranking and remuneration system. Under the new job ranking matrix, the performance-oriented remuneration system provides a variety of incentives, increases the satisfaction of employees and opens up a path of optimal career development for our staff. Right people will be assigned to the right jobs and remuneration will be more competitive.

In order to drive for business development of the Bank effectively, apart from granting performance-based annual bonus, different award schemes have been introduced in the year to motivate the employees. Furthermore, different premium benefits, practical family health seminars and counseling service were offered to employees in the year to promote physical and mental wellness of our employees and help them achieve work-life balance.

The Bank emphasizes the enhancement of skills and professional quality of employees. Apart from providing employees with comprehensive and diversified training courses covering the business, products, services, compliance, risk management and professional ethics, the Bank is highly supportive in sponsoring employees to take part in external professional training. In recent years, the Group has experienced rapid development of its businesses that are inter-linked both internally and externally. In order to fully utilize the strengths of ICBC (Asia) in cross-border financial services, the Bank has expanded the key area of training to cross-border training. During the year, outstanding employees of retail business were selected to visit ICBC Group's branches in Shenzhen and Beijing and underwent two months' of practical training and experience sharing programmes. Employees were provided with a valuable chance to have a deeper understanding of the products, services and experience the culture of banking sector in the Mainland.

Management's Discussion and Analysis

Besides, the Bank has actively utilized the strong human resources training resources of ICBC Group, the parent bank, by providing our employees with diversified, systematic and quality training programmes, such as the establishment of management system regarding professional qualifications, cooperation with third party professional organizations, selection of employees to take part in professional qualifications trainings and accreditation courses organized by the Group, further enhancing the professionalism of the staff and fostering continuous education atmosphere. Employees are also selected to take part in global employees exchange programmes of ICBC so as to enhance the interaction and communication among the staff and facilitate the career development of employees in the Group.

Corporate Social Responsibility

The Bank has adhered to the corporate beliefs of “Serving Customers, Rewarding Shareholders, Development of Employees, Giving Back to Society” of ICBC, the parent bank. At the same time of trying its utmost to drive for continuous development of Hong Kong economy, the Bank is also an active player in welfare business in the society and fulfils corporate social responsibility. The commitment and determination shown in serving the community throughout the years has been fully recognized by the society. In 2013, the Bank was awarded the 10 Years Plus Caring Company Logo in commendation of the contribution as well as the long-lasting commitment made by the Bank and its staff in community service over a period of more than a decade.

As the Chairman of Caritas Fund Raising Committee for 15 consecutive years, the Bank remains to be committed in fully supporting Caritas Hong Kong in its fund raising activities including organizing Charity Golf Day, sales of raffle tickets, donation to Caritas charity television show, taking part in bazaars, placing donation boxes at branches etc. Money and efforts are spent to spread our love, kindness and resources to people of all walks of life. In 2013/2014, the charitable donations raised for Caritas Hong Kong by ICBC (Asia) was over HK\$2 million which hit a new record high.

Throughout the years, ICBC (Asia) also gives wholehearted support to Community Chest activity of other charity organizations other than Caritas Hong Kong. In January 2013, the staff of ICBC (Asia) and their families threw their solid support to 2012/2013 Hong Kong & Kowloon Walk to raise funds for “Family and Child Welfare Services” which is supported by The Community Chest of Hong Kong.

As a financial institution rooted in Hong Kong, the Bank has also applied its financial knowledge and expertise into charitable activities. As a member of The Hong Kong Association of Banks, in 2013, we enthusiastically participated in the charitable activities under the “Banks and the Community, We Care, We Share” campaign hosted by The Hong Kong Association of Banks, including “ATM Education Programme for the Elderly”, “Financial Education Workshop”, “Junior ‘Banker’ Induction” and “Employee Volunteer Work: Summer Candy-making Workshop” etc.

Apart from this, the Bank cares its fellow citizens in the Mainland and gives support to disaster relief work. In April 2013, a 7.0-magnitude earthquake hit Lushan County of Ya’an City, Sichuan Province. The Bank actively devoted itself to the project of “Showing care and concern for Lushan to help overcoming the difficulty – post-earthquake relief donation activity” and raised donations, contributing ourselves to assist those victims to get through the difficult circumstances and rebuild their homeland.

ICBC (Asia) will continue to contribute to the social and community services of Hong Kong and demonstrate good corporate citizenship in building a loving society which is united, harmonious and full of compassion.

Biographical Details of Directors & Senior Management

Mr. Chen Aiping (*Chairman, Managing Director and Chief Executive Officer*)

Mr. Chen, aged 55, was appointed as a Director of the Bank in December 2002 and re-designated as the Managing Director and Chief Executive Officer of the Bank in July 2008. Mr. Chen was appointed as the Chairman of the Bank in October 2011. Mr. Chen is the Chairman of the Corporate Governance Committee of the Bank. Mr. Chen was also appointed as the Chairman of Chinese Mercantile Bank, a wholly-owned subsidiary of the Bank, in November 2008 and a Director of certain other wholly-owned subsidiaries of the Bank, namely, ICBC (Asia) Bullion Company Limited, ICBC (Asia) Nominee Limited, ICBC (Asia) Asset Management Company Limited and ICBC (Asia) Investment Management Company Limited. He is also the Vice Chairman of ICBC International Holdings Limited. Mr. Chen holds a Bachelor of Arts Degree from Wuhan University and a Master of Business Administration (International) Degree from The University of Hong Kong. He has over 28 years of banking experience and was previously the General Manager of the International Business Department of Industrial and Commercial Bank of China Limited and the Chairman of Industrial and Commercial Bank of China Luxembourg S.A..

Mr. Zong Jianxin (*Director, Deputy Chief Executive and Alternate Chief Executive*)

Mr. Zong, aged 47, joined the Bank as a Deputy General Manager in January 2010 and was appointed as a Director and an Alternate Chief Executive of the Bank in October 2010. He is also a Director of Chinese Mercantile Bank, ICBC (Asia) Futures Company Limited, ICBC (Asia) Investment Management Company Limited, ICBC (Asia) Nominee Limited and ICBC (Asia) Wa Pei Nominees Limited, which are wholly-owned subsidiaries of the Bank. Mr. Zong graduated from Shanghai Jiao Tung University with a Master's Degree in Business Administration and qualified as a Economist. Mr. Zong has over 18 years banking experience, specialised in corporate banking, international business and investment banking business. Prior to joining the Bank, Mr. Zong was the Vice President of Industrial and Commercial Bank of China Limited, Shenzhen Branch.

Mr. Ip Koon Tung (*Director, Deputy Chief Executive, Alternate Chief Executive and Chief Risk Officer*)

Mr. Ip, aged 51, joined the Bank in February 2013 as a Deputy Chief Executive and was appointed as a Director, an Alternate Chief Executive and the Chief Risk Officer of the Bank in April 2014. He is also a Director of ICBC (Asia) Bullion Company Limited, ICBC (Asia) Wa Pei Nominees Limited and UB China Business Management Co. Ltd., which are wholly-owned subsidiaries of the Bank. Mr. Ip holds a Bachelor's Degree and a Master's Degree in Business Administration from The Chinese University of Hong Kong. Mr. Ip is a Certified Financial Analyst. Mr. Ip has over 27 years of banking business experience. Prior to joining the Bank, Mr. Ip is the Chief Credit Officer of Hang Seng Bank Limited. Mr. Ip is currently the President of the Hong Kong Chapter of the Risk Management Association.

Mr. Wu Hongbo (*Non-executive Director*)

Mr. Wu, aged 49, was appointed as a Director of the Bank in October 2011. Mr. Wu is the Chairman of the Risk Management Committee of Board of Directors of the Bank. Mr. Wu holds a Master's degree in Money and Banking from Zhongnan University of Finance and Economics, a PhD in Finance from Zhongnan University of Economics and Law, and qualified as a Senior Economist. Mr. Wu has over 25 years of banking experience and is the General Manager of Administration Office of Directors and Supervisors to Subsidiaries of Industrial and Commercial Bank of China Limited. He is also a Director of Industrial and Commercial Bank of China (Macau) Limited, Industrial and Commercial Bank of China (Middle East) Limited and Industrial and Commercial Bank of China (Argentina) S.A..

Biographical Details of Directors & Senior Management

Mr. Zhu Wenxin (*Non-executive Director*)

Mr. Zhu, aged 61, was appointed as a Director of the Bank in October 2011. Mr. Zhu graduated from Party School of the CPC Central Committee as professional in Economics and Administration and qualified as a Senior Economist. Mr. Zhu has over 29 years of banking experience and is the Accredited Director of Administration Office of Directors and Supervisors to Subsidiaries of Industrial and Commercial Bank of China Limited. He is also a Director of Industrial and Commercial Bank of China (Macau) Limited, ICBC Financial Leasing Co., Ltd., ICBC-AXA Assurance Co., Ltd. and ICBC Credit Suisse Asset Management Co., Ltd..

Mr. Shi Zeyou (*Non-executive Director*)

Mr. Shi, aged 58, was appointed as a Director of the Bank in October 2011. Mr. Shi holds a Bachelor degree in Finance from Hebei University and qualified as a Senior Economist. Mr. Shi has over 34 years of banking experience and is the Accredited Director, Supervisor of Administration Office of Directors and Supervisors to Subsidiaries of Industrial and Commercial Bank of China Limited. He is also a Director of Industrial and Commercial Bank of China (Middle East) Limited, a Director ZAO Industrial and Commercial Bank of China (Moscow), a Supervisor of ICBC Financial Leasing Co., Ltd. and a Supervisor of ICBC Credit Suisse Asset Management Co., Ltd..

Professor Wong Yue Chim, Richard, S.B.S., J.P. (*Independent Non-executive Director*)

Professor Wong, aged 61, was appointed as an Independent Non-executive Director of the Bank in July 2000. Professor Wong is the Chairman of the Audit Committee of the Bank. Professor Wong studied Economics at the University of Chicago and graduated with a Doctorate in Philosophy. He is Professor of Economics at The University of Hong Kong. He has been active in advancing economic research on policy issues in Hong Kong and the People's Republic of China through his work as founding Director of both the Hong Kong Centre for Economic Research and Hong Kong Institute of Economics and Business Strategy. Professor Wong was awarded the Silver Bauhinia Star in 1999 by the Government of the HKSAR for his contributions in education, housing, industry and technology development.

Mr. Tsui Yiu Wa, Alec (*Independent Non-executive Director*)

Mr. Tsui, aged 64, was appointed as an Independent Non-executive Director of the Bank in August 2000. Mr. Tsui is the Chairman of the Nomination Committee of the Bank. Mr. Tsui graduated from University of Tennessee with a Bachelor of Science Degree and a Master of Engineering Degree in Industrial Engineering. He has completed the Program for Senior Managers in Government at the John F. Kennedy School of Government at Harvard University. Mr. Tsui is currently the Chairman of WAG Worldsec Corporate Finance Limited. Prior to his current appointment, he was the Adviser and Council Member of the Shenzhen Stock Exchange from July 2001 to June 2002 and was the Chief Executive of Regent Pacific Group Limited, a Hong Kong listed investment company, from August 2000 to February 2001. He was also the Chairman of Hong Kong Securities Institute from December 2001 to December 2004. He joined The Stock Exchange of Hong Kong Limited in 1994 as an Executive Director of the Finance and Operations Services Division and became the Chief Executive from 1997 to 2000. He was also the Chief Operating Officer of Hong Kong Exchanges and Clearing Limited from March 2000 to July 2000 and the General Manager (Finance, Technology & Human Resources), and then Assistant Director (Licensing), and at the same time the General Manager (Human Resources) of the Securities and Futures Commission of Hong Kong from 1989 to 1993. Mr. Tsui also involved in numerous government and community activities, including being a former Chairman of the Supervisory Committee of Tracker Fund of Hong Kong and the Organizing Committee of Independent Commission Against Corruption Professional Ethics Programme for the Securities, Futures and Investments Sectors, a former member of the Standing Committee on Company Law Reform, the Hong Kong Trade Development Council Financial Services Advisory Committee, The Community Chest of Hong Kong Corporate and Employee Contribution Programme Organizing Committee (Banking and Finance Group), the Banking and Finance Industry Training Board of the Vocational Training Council and the Investment Sub-Committee of the Government Committee of the Beat Drugs Fund Association.

Biographical Details of Directors & Senior Management

Mr. Yuen Kam Ho, George, FHKIoD (*Independent Non-executive Director*)

Mr. Yuen, aged 69, was appointed as an Independent Non-executive Director of the Bank in April 2003. Mr. Yuen is the Chairman of the Remuneration Committee of the Bank. Mr. Yuen is currently an independent non-executive director of PNG Resources Holdings Limited, a Hong Kong listed company and a director of Visteon Corporation, a listed company on the New York Stock Exchange. He graduated from The University of Hong Kong with a Bachelor's Degree (Honors) in Economics and Political Science. Mr. Yuen had attended post-graduate studies in marketing management at the International Marketing Institute, Cambridge, Massachusetts, U.S.A. and had completed the Hong Kong Administrators Course (commissioned by the Hong Kong Government) in public administration and international relations at Oxford University, the United Kingdom, and the International Executive Program in INSEAD, France respectively. In June 2003, Mr. Yuen was admitted to the Leadership in Development Program organised by Kennedy School of Government, Harvard University. In June 2004, Stanford University, California, U.S.A. had also invited Mr. Yuen to participate in its "Corporate Governance" forum and in early 2006 the University awarded a fellowship to Mr. Yuen as a non-profit leader at its Centre for Social Innovation. Mr. Yuen had been Chief Executive of The Better Hong Kong Foundation for nine years since September 1997. Prior to his joining the Foundation, he was the Assistant Director/Acting Deputy Director of the Information Services Department of the Hong Kong Government. Mr. Yuen plays an active role in organising international business conferences in Hong Kong and also takes part in numerous government and community activities, including being a board member of the East-West Strategic Development Commission. Mr. Yuen was the Panel member of the Central Policy Unit of the HKSAR Government on the Pan-Pearl River Delta between 2003-2007. From January 2006 to January 2013, Mr. Yuen had been a member of The Chinese People's Political Consultative Conference, Guangxi Autonomous Region, China; an advisor of the Institute of Finance and Trade Economics, Chinese Academy of Social Sciences, China; an advisor of The Shanghai Academy of Social Sciences, China; an advisor of The Board of International Investment of Guangzhou Municipality, China. At present, Mr. Yuen is a Special Advisor of the China National Committee for Pacific Economic Cooperation (PECC China); a Standing Committee member of the Convocation of The University of Hong Kong; a member of the Court of The University of Hong Kong, and a member of Business Advisory Council of United Nations Economic and Social Commission for Asia and the Pacific. Mr. Yuen is a Fellow of the Hong Kong Institute of Directors, a member of the British Institute of Management and the Institute of Marketing, United Kingdom, and was also commended by the former U.S. President, George W. Bush for his efforts in support of coalition's campaign against global terrorism.

Mr. Choi Yiu Kwan, S.B.S., FHKIB (*Independent Non-executive Director*)

Mr. Choi, aged 59, was appointed as an Independent Non-executive Director of the Bank in January 2013. He is also the Alternate Chairman of the Audit Committee and the Risk Management Committee of Board of Directors of the Bank. Mr. Choi holds a Higher Certificate in Accountancy (ACCA) from the Hong Kong Polytechnic University and is a fellow member of the Hong Kong Institute of Bankers and the Treasury Markets Association. Mr. Choi has over 35 years of experience in banking supervision. He held various positions in the Office of the Commission of Banking of the Hong Kong Government between November 1974 and March 1993. He joined the Hong Kong Monetary Authority in April 1993 and held various positions including the Head of the Banking Policy Department, the Head of Administration, the Executive Director (Banking Supervision), the Deputy Chief Executive (Monetary Policy and Reserves Management) and the Deputy Chief Executive (Banking Supervision) until retirement in January 2010. Mr. Choi is also an Independent Non-executive Director of the Bank of Communications Co., Ltd., a Hong Kong and Shanghai listed company. He was awarded the Silver Bauhinia Star in 2010 by the Government of the HKSAR.

Biographical Details of Directors & Senior Management

Dr. Wu Jie Si (*Independent Non-executive Director*)

Dr. Wu, aged 62, was appointed as an Independent Non-executive Director of the Bank in March 2013. Dr. Wu holds a Doctorate degree in Economics from Graduate School of the People's Bank of China and as a Professor at Tianjin Nankai University. Dr. Wu has over 29 years corporate management and investment experience and is the Chairman of the Shenzhen Fuhaiyintao Asset Management Co., Ltd.. Dr. Wu is currently holding directorships in certain Hong Kong listed companies, including an Independent Non-executive Director of Beijing Enterprises Holdings Limited, an Independent Non-executive Director of China Taiping Insurance Holdings Company Limited and a Non-executive director of Shenzhen Investment Limited. Dr. Wu is also an Independent Director of China Merchants Securities Co., Ltd., a Shanghai listed company and an Independent Non-executive Director of China Citic Bank International Limited. Dr. Wu was previously the President of Industrial and Commercial Bank of China Limited, Shenzhen Branch, the Deputy Mayor of the Shenzhen Municipal Government and the assistant to the Governor of Guangdong Province.

Mr. Leung Ming Hym, Peter (*Deputy Chief Executive and Chief Financial Officer*)

Mr. Leung, aged 51, joined the Bank in July 2001 and was appointed as an Assistant General Manager and the Chief Financial Officer in March 2007. He was appointed as a Deputy Chief Executive of the Bank in August 2011. Mr. Leung is also a Director of certain wholly-owned subsidiaries of the Bank, namely, ICBC (Asia) Futures Company Limited, ICBCA (C.I.) Limited, ICBC (Asia) Investment Management Company Limited, ICBC (Asia) Asset Management Company Limited and ICBC (Asia) Bullion Company Limited. Mr. Leung holds a Bachelor's Degree in Accounting and Financial Analysis from Newcastle University, UK and a Bachelor's Degree in Laws from University of London, UK. Mr. Leung is an associate member of The Institute of Chartered Accountants in England and Wales and serves as a member of its Hong Kong Chapter Committee. He is also a fellow member of the Hong Kong Institute of Certified Public Accountants and the Association of Chartered Certified Accountants (UK). Mr. Leung has been named "CFO of the Year, Hong Kong" by The Asset magazine in March 2014. Mr. Leung has over 20 years of experience in corporate finance.

Mr. Tong Hee Keung, Samuel (*Deputy Chief Executive*)

Mr. Tong, aged 56, was appointed as a Deputy Chief Executive of the Bank in August 2011 to oversee the overall development and operation of corporate banking, corporate banking product development, custody services and institutions businesses of the Bank. He is also a Director of ICBC (Asia) Trustee Company Limited, a wholly-owned subsidiary of the Bank. Mr. Tong holds a Master's Degree in Business Administration from the University of Brunel, United Kingdom. Mr. Tong is an associate member of The Chartered Institute of Bankers and has over 27 years of corporate and commercial banking experience.

Mr. Chen Yulong (*Deputy Chief Executive and Chief Operation Officer*)

Mr. Chen, aged 40, joined the Bank as an Assistant General Manager in October 2010 and was appointed as Chief Operation Officer in November 2010. He was appointed as a Deputy Chief Executive of the Bank in July 2012. Mr. Chen holds a Bachelor's Degree in Economics from Renmin University of China, a Master's Degree in Management from Jilin University and qualified as a Senior Economist. Mr. Chen had further his study at the University of Illinois, U.S.A. between 2007 and 2008. Mr. Chen has worked in Industrial and Commercial Bank of China Limited for over 16 years and possesses comprehensive and extensive business management experience. Prior to joining the Bank, Mr. Chen was the Vice President of Industrial and Commercial Bank of China Limited, Jilin Provincial Branch, Changchun City Branch.

Mr. Song Wanhai (*Deputy Chief Executive*)

Mr. Song, aged 46, joined the Bank in July 2004 and was appointed as an Assistant General Manager in June 2011. He was appointed as a Deputy Chief Executive of the Bank in December 2013. He currently oversees the overall development and operation of retail banking, private banking and credit card businesses of the Bank. Mr. Song is also a Director of certain wholly-owned subsidiaries of the Bank, namely, Chinese Mercantile Bank, ICBC (Asia) Nominee Limited and ICBC (Asia) Wa Pei Nominees Limited. Mr. Song holds a Master's Degree in Business Administration (International) from The University of Hong Kong and a Master's Degree in Business Administration from University of South Australia. Mr. Song has worked in Industrial and Commercial Bank of China Limited for over 15 years.

Ms. Luo Lijun (*Assistant Chief Executive*)

Ms. Luo, aged 42, joined the Bank in June 2012 as an Assistant Chief Executive to oversee risk management of the Bank. Ms. Luo holds a Bachelor's Degree in History from Renmin University of China, a Master's Degree in Economics from The School of Finance of Renmin University of China and a Master's Degree in International Business Administration from Fudan University and The University of Hong Kong. Ms. Luo had further her study at the University of Illinois, U.S.A. between August 2009 and June 2010. Ms. Luo has worked in Industrial and Commercial Bank of China Limited for over 19 years and possesses comprehensive business management experience. Prior to joining the Bank, Ms. Luo was a Specialist of Risk Management Department of Industrial and Commercial Bank of China Limited.

董事會報告

Report of the Directors

中國工商銀行(亞洲)有限公司(「本銀行」)董事會(「董事會」)欣然提呈本銀行及本銀行之附屬公司(本銀行連同其附屬公司統稱「本集團」)截至二零一三年十二月三十一日止年度之年報及經審核財務報表。

主要業務及分部業務分析

本銀行之主要業務為提供銀行、財務及其他財務相關服務，而各附屬公司之主要業務則載於財務報表附註34。

本集團於本年度按業務及地區分部劃分之業績分析載於財務報表附註5。

業績及分派

本集團截至二零一三年十二月三十一日止年度之業績載於第59頁之綜合收益表。

董事會建議截至二零一三年十二月三十一日止年度不派發末期股息。

儲備

本銀行及本集團之儲備於年內之變動詳情分別載於財務報表附註41及綜合股東權益變動表。

捐款

本集團於年內之慈善及其他捐款總額為4,023,000港元。

投資物業及物業及設備

年內，本集團及本銀行之投資物業及物業及設備變動詳情分別載於財務報表附註31及32。

股本

本銀行之股本變動詳情載於財務報表附註40。

可供分派儲備

本銀行於二零一三年十二月三十一日根據香港公司條例第79B條計算之可供分派儲備為12,605,000,000港元。

The Board of Directors (the “Board”) of Industrial and Commercial Bank of China (Asia) Limited (the “Bank”) has pleasure in submitting its annual report together with the audited financial statements of the Bank and its subsidiaries (the Bank together with its subsidiaries hereinafter referred to as the “Group”) for the year ended 31 December 2013.

PRINCIPAL ACTIVITIES AND SEGMENTAL ANALYSIS OF OPERATIONS

The principal activities of the Bank are the provision of banking, financial and other financial related services. The principal activities of the subsidiaries are shown in Note 34 to the financial statements.

An analysis of the Group’s performance for the year by business and geographical segments is set out in Note 5 to the financial statements.

RESULTS AND APPROPRIATIONS

The results of the Group for the year ended 31 December 2013 are set out in the consolidated income statement on page 59.

The Board has not recommended the payment of final dividend for the year ended 31 December 2013.

RESERVES

Details of movements in the reserves of the Group and the Bank during the year are set out in Note 41 to the financial statements and in the consolidated statement of changes in equity, respectively.

DONATIONS

Charitable and other donations made by the Group during the year amounted to HK\$4,023,000.

INVESTMENT PROPERTIES AND PROPERTY, PLANT AND EQUIPMENT

Details of the movements in investment properties, and property, plant and equipment of the Group and the Bank during the year are set out in Notes 31 and 32 to the financial statements respectively.

SHARE CAPITAL

Details of the movements in share capital of the Bank are set out in Note 40 to the financial statements.

DISTRIBUTABLE RESERVES

Distributable reserves of the Bank at 31 December 2013, calculated in accordance with the provision of section 79B of the Hong Kong Companies Ordinance, amounted to HK\$12,605,000,000.

董事會報告

Report of the Directors

五年財務摘要

以下為本集團過去五個財政年度之業績、資產及負債摘要。

FIVE YEAR'S FINANCIAL SUMMARY

A summary of the results and of the assets and liabilities of the Group for the last five financial years is set out below.

		2013 千港元 HK\$'000	2012 千港元 HK\$' 000	2011 千港元 HK\$' 000	2010 千港元 HK\$' 000	2009 千港元 HK\$' 000
業績	Results					
股東應佔溢利	Profit attributable to equity holders	5,256,656	4,014,682	3,152,883	3,003,216	2,523,538
資產及負債	Assets and liabilities					
資產總額	Total assets	569,756,920	425,681,186	404,958,352	266,938,453	215,799,760
負債總額	Total liabilities	525,297,177	385,780,147	375,876,880	246,789,622	197,532,166
股東應佔股本及儲備	Capital and reserve attributable to equity holders	44,459,753	39,901,039	29,081,472	20,148,831	18,267,594

董事會

本銀行董事會於本年度之成員如下：

陳愛平先生 (主席、董事總經理暨行政總裁)
宗建新先生
馮兆明先生
吳宏波先生*
朱文信先生*
史澤友先生*
王于漸教授, S.B.S., 太平紳士**
徐耀華先生**
袁金浩先生, FHKIoD**
蔡耀君先生, S.B.S., FHKIB**
武捷思博士**

* 非執行董事

** 獨立非執行董事

馮兆明先生將退休及辭任本銀行執行董事及各董事會附屬委員會的職務，並於二零一四年四月一日起生效。緊隨馮先生的辭任後，葉冠東先生由二零一四年四月一日起獲委任為本銀行之執行董事。

葉冠東先生獲委任為本銀行之執行董事須根據本銀行之組織章程細則第91條的規定，於應屆股東週年大會上告退。陳愛平先生、王于漸教授及袁金浩先生將根據本銀行之組織章程細則第92(1)及92(2)條的規定，於應屆股東週年大會上輪值告退。所有退任董事均符合資格並願意膺選連任。

BOARD OF DIRECTORS

The Board of the Bank during the year was:

Mr. Chen Aiping (Chairman, Managing Director & Chief Executive Officer)
Mr. Zong Jianxin
Mr. Fung Siu Ming
Mr. Wu Hongbo*
Mr. Zhu Wenxin*
Mr. Shi Zeyou*
Professor Wong Yue Chim, Richard, S.B.S., J.P.**
Mr. Tsui Yiu Wa, Alec**
Mr. Yuen Kam Ho, George, FHKIoD**
Mr. Choi Yiu Kwan, S.B.S., FHKIB**
Dr. Wu Jie Si**

* Non-executive Director

** Independent Non-executive Director

Mr. Fung Siu Ming shall retire and resign as Executive Director and cease to act as member of Board Committees of the Bank with effect from 1 April 2014. Immediately following the resignation of Mr. Fung, Mr. Ip Koon Tung will be appointed as Executive Director of the Bank on the same date of 1 April 2014.

Mr. Ip Koon Tung, being appointed as Executive Director of the Bank, will retire at the forthcoming annual general meeting of the Bank in accordance with Article 91 of the Articles of Association. Mr. Chen Aiping, Professor Wong Yue Chim, Richard and Mr. Yuen Kam Ho, George will retire by rotation and, all being eligible, will offer themselves for re-election at the forthcoming annual general meeting in accordance with Articles 92(1) and 92(2) of the Articles of Association.

董事會報告

Report of the Directors

本銀行之非執行董事及獨立非執行董事的委任並無指定任期，惟須根據本銀行之組織章程細則於股東週年大會上輪值告退及膺選連任。

董事之權益

本銀行、其控股公司、各附屬公司或各同系附屬公司於年內任何時間概無訂立任何安排，致使本銀行董事可藉認購本銀行或任何其他法人團體之股份或債券而獲益。

本銀行或其控股公司、附屬公司或同系附屬公司並無參與訂立與本集團業務有重大關係而於本年度結算時或本年度任何時間內生效且本銀行董事直接或間接擁有重大權益之重大合約。

管理合約

年內並無訂立或訂有任何涉及本銀行全部或大部分業務之管理及行政合約。

企業管治

本銀行致力維持高水平之企業管治常規，並遵守香港金融管理局(「金管局」)分別於二零零一年九月二十一日及二零一二年八月三日發出之《本地註冊認可機構的企業管治》監管政策手冊之第一版及第二版所載之標準。本銀行企業管治常規之詳情載於二零一三年年報第44至56頁之企業管治報告內。

遵守銀行業(披露)規則

本銀行須遵守《銀行業條例》下的《銀行業(披露)規則》所載的適用規定。《銀行業(披露)規則》規定本地註冊認可機構需將其收益表、財務狀況及資本充足作公開披露的最低要求。截至二零一三年十二月三十一日止年度之財務報表已完全符合《銀行業(披露)規則》中所適用的披露規定。

The Non-executive Directors and the Independent Non-executive Directors of the Bank are not appointed for specific term but subject to the retirement by rotation and re-election at the annual general meeting in accordance with the Articles of Association.

DIRECTORS' INTERESTS

At no time during the year was the Bank or any of its holding company, or subsidiaries, or fellow subsidiaries a party to any arrangement to enable the Directors of the Bank to acquire benefits by means of the acquisition of shares in, or debentures of, the Bank or any other body corporate.

No contracts of significance in relation to the Group's business to which the Bank or any of its holding company, subsidiaries, or fellow subsidiaries was a party and in which a Director of the Bank had a material interest, whether directly or indirectly, subsisted at the end of the year or at any time during the year.

MANAGEMENT CONTRACTS

No contracts concerning the management and administration of the whole or any substantial part of the business of the Bank were entered into or existed during the year.

CORPORATE GOVERNANCE

The Bank is committed to maintaining high standards of corporate governance practices and also follows the module set out in the Supervisory Policy Manual entitled "Corporate Governance of Locally Incorporated Authorized Institutions" v.1 and v.2 issued by the Hong Kong Monetary Authority ("HKMA") respectively on 21 September 2001 and 3 August 2012. Details of the Bank's corporate governance practices are set out in the Corporate Governance Report on pages 44 to 56 of its 2013 Annual Report.

COMPLIANCE WITH THE BANKING (DISCLOSURE) RULES

The Bank is required to comply with the applicable requirements under the Banking (Disclosure) Rules of the Banking Ordinance. The Banking (Disclosure) Rules set out the minimum standards for public disclosure which locally incorporated authorised institutions must disclose in respect of the income statement, state of affairs and capital adequacy. The financial statements for the financial year ended 31 December 2013 have fully complied with the applicable disclosure provisions under the Banking (Disclosure) Rules.

董事會報告

Report of the Directors

審計師

繼安永會計師事務所退任後，畢馬威會計師事務所於2013年首次獲委任為本銀行的審計師。惟彼等須遵章告退，本銀行將在即將舉行之股東週年大會上提呈續聘彼等為審計師之決議案。

承董事會命

主席

陳愛平先生

香港，二零一四年三月二十五日

AUDITORS

KPMG was first appointed as auditor of the Bank in 2013 upon the retirement of Ernst & Young. KPMG is due to retire at the forthcoming annual general meeting and a resolution for their appointment as auditor of the Bank will be proposed thereat.

On behalf of the Board

Mr. Chen Aiping

Chairman

Hong Kong, 25 March 2014

企業管治報告

Corporate Governance Report

本銀行致力維持高水平之企業管治常規。於截至二零一三年十二月三十一日止年度，本銀行已遵循香港金融管理局(「金管局」)分別於二零零一年九月二十一日及二零一二年八月三日發出之《本地註冊認可機構的企業管治》監管政策手冊第一版及第二版所載之指引。

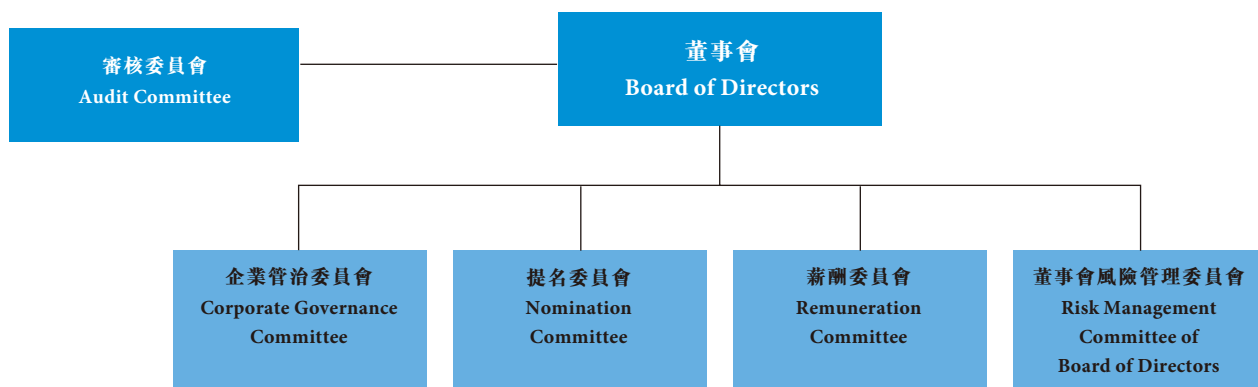
為突顯本銀行持續發展企業管治之承諾，本銀行已自二零零九年三月二十四日採納其「企業管治手冊」，並於二零一三年四月十九日經董事會決議修訂，藉以進一步加強本銀行有關促進企業管治之承諾。

本銀行之企業管治架構

The Bank is committed to maintaining high standards of corporate governance practices. Throughout the year ended 31 December 2013, the Bank has followed the guidelines set out in the Supervisory Policy Manual entitled “Corporate Governance of Locally Incorporated Authorized Institutions” v.1 and v.2 issued by the Hong Kong Monetary Authority (“HKMA”) respectively on 21 September 2001 and 3 August 2012.

In order to show its continuous commitment in the development of corporate governance, the Bank has adopted its “Corporate Governance Manual” since 24 March 2009 and amended with Board approval on 19 April 2013 to further enforce the commitment by the Bank on promoting corporate governance.

CORPORATE GOVERNANCE STRUCTURE OF THE BANK



審核委員會 Audit Committee	企業管治委員會 Corporate Governance Committee	提名委員會 Nomination Committee	薪酬委員會 Remuneration Committee	董事會風險管理委員會 Risk Management Committee of Board of Directors
成員： Members: 王于漸教授，S.B.S.，太平紳士 [#] (主席) Professor Wong Yue Chim, Richard, S.B.S., J.P. [#] (Chairman) 蔡耀君先生，S.B.S., FHKIB [#] (替任主席) Mr. Choi Yiu Kwan, S.B.S., FHKIB [#] (Alternate Chairman) 徐耀華先生 [#] Mr. Tsui Yiu Wa, Alec [#] 史澤友先生 Mr. Shi Zeyou 武捷思博士 [#] Dr. Wu Jie Si [#]	成員： Members: 陳愛平先生(主席) Mr. Chen Aiping (Chairman) 葉冠東先生* Mr. Ip Koon Tung* 吳宏波先生 Mr. Wu Hongbo 王于漸教授，S.B.S.，太平紳士 [#] Professor Wong Yue Chim, Richard, S.B.S., J.P. [#] 袁金浩先生，FHKIoD [#] Mr. Yuen Kam Ho, George, FHKIoD [#] 蔡耀君先生，S.B.S., FHKIB [#] Mr. Choi Yiu Kwan, S.B.S., FHKIB [#] 武捷思博士 [#] Dr. Wu Jie Si [#]	成員： Members: 徐耀華先生 [#] (主席) Mr. Tsui Yiu Wa, Alec [#] (Chairman) 袁金浩先生，FHKIoD [#] Mr. Yuen Kam Ho, George, FHKIoD [#] 吳宏波先生 Mr. Wu Hongbo	成員： Members: 袁金浩先生，FHKIoD [#] (主席) Mr. Yuen Kam Ho, George FHKIoD [#] (Chairman) 王于漸教授，S.B.S.，太平紳士 [#] Professor Wong Yue Chim, Richard, S.B.S., J.P. [#] 徐耀華先生 [#] Mr. Tsui Yiu Wa, Alec [#] 吳宏波先生 Mr. Wu Hongbo 武捷思博士 [#] Dr. Wu Jie Si [#]	成員： Members: 吳宏波先生(主席) Mr. Wu Hongbo (Chairman) 蔡耀君先生，S.B.S.，FHKIB [#] (替任主席) Mr. Choi Yiu Kwan, S.B.S., FHKIB [#] (Alternate Chairman) 朱文信先生 Mr. Zhu Wenxin 袁金浩先生，FHKIoD [#] Mr. Yuen Kam Ho, George, FHKIoD [#] 葉冠東先生* Mr. Ip Koon Tung*

[#] 獨立非執行董事
^{*} 風險總監

[#] Independent Non-executive Directors
^{*} Chief Risk Officer

企業管治報告

Corporate Governance Report

董事會

董事會

董事會成員集體負責本銀行之整體領導及管治，並共同承擔指導及監督本銀行事務之責任，藉以推動本銀行成功發展。董事會制定本銀行之策略，並監察高級管理層之表現及運作。

於本報告刊發日期，本銀行之董事會由十一名董事組成，當中包括三名執行董事、三名非執行董事及五名獨立非執行董事。本銀行受惠於各董事豐富之業務、銀行及專業經驗。有關董事履歷之詳情載於本銀行二零一三年年報「董事及高層管理人員簡歷」一節。

董事會之職權範圍內列明本銀行董事(包括非執行董事及獨立非執行董事)之職能及職責。

金管局發出的監管政策手冊《本地註冊認可機構的企業管治》訂明，銀行主席及行政總裁的角色應有所區分。若主席同時兼任行政總裁，董事會成員組合便應特別加強獨立董事的成分。

陳愛平先生為本銀行之主席暨行政總裁。本銀行於取消上市後由中國工商銀行全資擁有而並無少數股東權益的爭議。董事會成員的組合具備充裕的獨立董事成分，超過三分之一成員屬獨立非執行董事，彼等為經驗豐富的能幹人才。董事會相信，委任陳先生為主席暨行政總裁將不會影響本銀行之內部管理。

BOARD OF DIRECTORS

The Board

The Board has collective responsibility for leadership and control of the Bank and is collectively responsible for promoting the success of the Bank by directing and supervising the Bank's affairs. The Board sets strategies for the Bank and monitors the performance and activities of the senior management.

As at the date of this report, the Board consisted of eleven Directors comprising three Executive Directors, three Non-executive Directors and five Independent Non-executive Directors. The Bank benefits from the substantial business, banking and professional experience of its Directors. Biography of the Directors is set out in the "Biographical Details of Directors and Senior Management" section under the Bank's 2013 Annual Report.

The functions and responsibilities of Directors (including those of Non-executive Directors and Independent Non-executive Directors) of the Bank have been clearly set out in the Terms of Reference of the Board.

The Supervisory Policy Manual entitled "Corporate Governance of Locally Incorporated Authorized Institutions" issued by the HKMA provides that the roles of the chairman and the chief executive of a bank are distinct. In case where the chairman is also the chief executive, there should be a strong independent element on the Board.

Mr. Chen Aiping is the Chairman and Chief Executive Officer of the Bank. After delisted, the Bank is wholly owned by ICBC and there is no issue of minority interest. There is a strong independent element in the composition of the Board with more than one third of the Directors being Independent Non-executive Directors who are experience and high caliber individuals. The Board believes that the appointment of Mr. Chen as Chairman and Chief Executive Officer will not affect the internal management of the Bank.

企業管治報告

Corporate Governance Report

陳先生擁有全面的管理經驗，為本銀行提出洞悉先機的策略指示。董事會相信，目前具備強勢領導的架構讓決策能夠有效地執行，將有利於本銀行之未來發展及擴張。

透過定期舉行之董事會會議以及定期向全體董事發出財務報告和其他文件(例如董事會、董事會附屬委員會及專責委員會(視乎適用而定)會議紀錄)，董事會獲知會本銀行之業務營運及財務狀況。於每次召開董事會會議時亦會向董事會匯報業務表現及財務狀況，以協助董事會對本銀行之表現、狀況及前景達致平衡、清晰及全面之評估。

本銀行已為各董事及高級行政人員購買適當之責任保險，以保障彼等因本集團經營業務而承受之風險。

董事會程序

董事會應最少每季舉行一次會議，該等定期董事會會議一般由過半數有權出席之董事親身或透過其他電子通訊方式積極參與。董事會於有需要時將舉行特別會議。

本銀行董事會定期會議之議程經諮詢董事後擬定。董事可於適當情況尋求獨立專業意見，以協助彼履行本銀行之職務。此外，所有董事有權全面地和及時地獲得與本銀行有關之所有資料並有自行接觸本銀行管理層之獨立途徑，以使彼等在履行作為董事之職務及職責上可作出知情決定。所有董事可獲得公司秘書之意見及服務，確保董事會程序及所有適用規則及規例均獲得遵守。

Having comprehensive management experience, Mr. Chen provides insight strategic direction to the Bank. The Board believes that the current structure with strong leadership enable implementing policy decisions efficiently that will benefit the Bank in future development and expansion.

The Board, through regular Board meetings and circulation of regular financial reports and other materials (such as minutes of the meetings of the Board, Board Committees and Specialised Committees, where appropriate), are being informed of the business operation and financial situation of the Bank. Business performance and financial situation are also reported at each Board meeting to assist the Board to have a balanced, clear and comprehensive assessment of the Bank's performance, position and prospects.

The Bank has put in force an appropriate insurance cover for its Directors' and officers' liabilities against risk exposure arising from operating businesses of the Group.

Board Process

Board meetings are held at least once every quarter, such regular Board meetings will normally involve the active participation, either in person or through other electronic means of communication, of a majority of Directors entitled to be present. Special Board meetings will be held when necessary.

Directors are consulted on matters to be included in the agenda of regular Board meetings. Director(s) may seek independent professional advice in appropriate circumstances to assist him in discharging his duties to the Bank. Besides, all Directors have given rights on fully and timely access to all relevant information of the Bank and have separate and independent access to the management of the Bank so that they can make an informed decision in discharging their duties and responsibilities as Directors. All Directors have access to advice and services of the Company Secretary to ensure due compliance of the Board procedures, and all applicable rules and regulations.

企業管治報告

Corporate Governance Report

公司秘書於舉行會議日期最少兩星期前向全體董事發出會議通告，以讓所有董事獲得充裕之通知期，方便安排時間出席。在特殊情況，公司秘書將盡快以電話通知所有董事有關會議日期。載有分析及背景資料之議程及會議文件須於董事會會議指定日期前不少於七個營業日發送予全體董事。

董事會及其附屬委員會之會議紀錄，已對會議上董事會及其附屬委員會所考慮事項及達致之決定作足夠詳細之記錄，其中包括董事提出之任何疑慮或所表達之反對意見(如有)。董事會及其附屬委員會會議紀錄之初稿及最終定稿會發送全體董事或(根據情況而定)董事會附屬委員會之委員，以供彼等分別發表意見及存檔之用。

本銀行董事會、審核委員會、企業管治委員會、提名委員會及董事會風險管理委員會之會議紀錄由公司秘書備存。本銀行薪酬委員會及其他專責委員會之會議紀錄，則由每個委員會所委任之秘書負責備存。任何董事可在任何合理時段透過發出合理通知查閱董事會及其所有附屬委員會之會議紀錄。

倘董事在任何事項(包括與關連人士之重大交易)中存有董事會認為屬重大之利益衝突，有關事項將根據《公司條例》及本銀行組織章程細則所載規定在董事會會議上處理。

Notice of meeting shall be given to all Directors by the Company Secretary at least two weeks before the date of the meeting to provide sufficient notice to give all Directors an opportunity to attend. Under special circumstances, the Company Secretary will promptly contact all Directors by way of telephone. Agenda and accompanying papers containing analysis and background information are circulated to all Directors not less than 7 business days before the intended date of Board meeting.

Minutes of the meetings of the Board and the Board Committees have been recorded in sufficient detail the matters considered by the Board and the Board Committees, decisions reached, including any concerns raised by Directors or dissenting views (if any) expressed. Draft and final versions of the minutes of the Board and the Board Committees are sent to all Directors or members of the Board Committees (as the case may be) for their comments and records respectively.

Minutes of the meetings of the Board, the Audit Committee, the Corporate Governance Committee, the Nomination Committee and the Risk Management Committee of Board of Directors of the Bank are kept by the Company Secretary. Minutes of the meetings of the Remuneration Committee and other specialised committees are kept by the appointed secretary of each committee. Minutes of the meetings of the Board and all the Board Committees are open for inspection at any reasonable time on reasonable notice by any Director.

If a Director has a conflict of interest in a matter (including material transaction with connected persons) which the Board has determined to be material, the relevant matter will be dealt with at a Board meeting in accordance with the requirements as set out in the Companies Ordinance and the Articles of Association of the Bank.

企業管治報告

Corporate Governance Report

委任和重選董事會

本銀行訂明一套正式、經審慎考慮並具透明度之程序以委任新董事。提名委員會將商議新董事之委任，經同意後始推薦予董事會考慮及批准。根據《銀行業條例》之規定，委任任何新董事亦須先獲得金管局批准。所有新委任董事於獲委任生效後首個股東週年大會上由本銀行股東選舉，並符合資格膺選連任。本銀行之非執行董事及獨立非執行董事並無指定任期，但須根據本銀行之組織章程細則於股東週年大會上輪值告退及膺選連任。

於每屆股東週年大會上當時三分之一之董事(若董事數目並非三之倍數，則取其最接近者，但不能超過三分之一)須輪值告退。所有退任董事均符合資格膺選連任。於本銀行應屆股東週年大會上，陳愛平先生、王于漸教授及袁金浩先生將自願退任，並符合資格膺選連任。

葉冠東先生於二零一四年四月一日獲委任為本銀行之執行董事。葉先生將於本銀行應屆股東週年大會上退任，並願意膺選連任。

除上述退任董事將於本銀行應屆股東週年大會上膺選連任外，截至本報告刊發日期，並無董事自退任後膺選連任超過三年。

Appointments and Re-election of the Board

The Bank uses a formal, considered and transparent procedure for the appointment of new Directors. The appointment of new Directors will be discussed by the Nomination Committee before recommending to the Board for consideration and approval after due deliberation. In accordance with the requirement under the Banking Ordinance, approval from HKMA will also be obtained for any appointment of new Directors. All new Directors are subject to election by shareholder(s) of the Bank at the next scheduled annual general meeting after their appointments have become effective, and shall then be entitled for re-election. The Non-executive Directors and the Independent Non-executive Directors of the Bank are not appointed for specific term but subject to the retirement by rotation and re-election at the annual general meetings in accordance with the Bank's Articles of Association.

At each annual general meeting, one-third of the Directors for the time being or, if their number is not a multiple of three, then the number nearest to but not exceeding one-third, shall retire from office by rotation. All the retiring Directors are eligible for re-election. At the forthcoming annual general meeting of the Bank, Mr. Chen Aiping, Professor Wong Yue Chim, Richard and Mr. Yuen Kam Ho, George will offer themselves for retirement and being eligible, will be entitled for re-election.

Mr. Ip Koon Tung was appointed as Executive Director of the Bank on 1 April 2014. Mr. Ip will retire at the forthcoming annual general meeting of the Bank and will offer himself for re-election.

Save for the above-mentioned retiring Directors, who will offer themselves for re-election at the forthcoming annual general meeting of the Bank, as at the date of this report, no Director held office since retired and be re-elected for over three years.

企業管治報告

Corporate Governance Report

董事會附屬委員會

董事會已設立五個委員會，即審核委員會、企業管治委員會、董事會風險管理委員會、薪酬委員會及提名委員會。

該等董事會附屬委員會各自以書面列明具體之職權範圍，當中清楚載列其職能及職責。所有董事會附屬委員會主要由非執行董事組成。所有董事會附屬委員會定期向董事會報告其決策及推薦建議。根據該等附屬委員會之職權範圍，重大事項須待董事會批准。

審核委員會

審核委員會協助董事會確保本銀行內部監控體系及合規之有效性，並履行其外部財務報告責任。

審核委員會於二零一三年舉行了九次會議，本銀行之相關高級管理人員、內部審計人員及外聘審計師代表均列席全部會議。本銀行審核委員會在年內所履行之主要工作摘要如下：

- 會見外聘審計師以商討其審計工作之一般範圍；
- 審閱致管理層之外聘審計師審核情況說明函件及管理層之回應；
- 審閱二零一三年年度外聘審計師之審核計劃；
- 審閱外聘審計師報告及發現以及管理層之回應；
- 審閱二零一三年年度之內部審計計劃；
- 審閱內部審計報告，包括內部監控評級；

BOARD COMMITTEES

The Board has set up five committees, namely Audit Committee, Corporate Governance Committee, Risk Management Committee of Board of Directors, Remuneration Committee and Nomination Committee.

Each of these Board Committees has specific written Terms of Reference which state clearly with its functions and responsibilities. All Board Committees are comprised mainly of Non-executive Directors. All Board Committees report to the Board on their decisions or recommendations on a regular basis. Material matters are reserved for the approval of the Board according to the terms of reference of such committees.

Audit Committee

The Audit Committee assists the Board in meeting its responsibilities for ensuring an effective system of internal control and compliance, and in meeting its external financial reporting obligations.

The Audit Committee held nine meetings during the year 2013 and all the meetings were with the participation of the relevant senior managers and internal audit executives of the Bank and representatives from the external auditors of the Bank. Major works performed by the Audit Committee were summarised as follows:

- Met with external auditors to discuss the general scope of their audit work;
- Reviewed external auditor's management letter and management response;
- Reviewed the external auditor's 2013 audit plan;
- Reviewed the external auditor's reports and findings and the management response;
- Reviewed the internal audit plan for the year of 2013;
- Reviewed the internal audit reports covering the evaluation of internal controls;

企業管治報告

Corporate Governance Report

- 審閱截至二零一二年十二月三十一日止財政年度經審核財務報表；
 - 審閱截至二零一三年六月三十日止六個月之中期財務資料披露報表；
 - 審閱本銀行法律及合規部於二零一三年所執行之工作；及
 - 審閱本銀行於科技與電子銀行風險管理的強化措施。
- Reviewed the audited financial statements for financial year ended 31 December 2012;
 - Reviewed the Interim Financial Disclosure Statements for the six months ended 30 June 2013;
 - Reviewed the work performed by Legal and Compliance Department of the Bank for the year of 2013; and
 - Reviewed the strengthening measures of Information Technology controls and Risk Management of E-Bank Services.

審核委員會亦負責就本銀行外聘審計師之委任、重選、解聘及薪酬提供推薦建議。畢馬威會計師事務所為本銀行的外聘審計師。外聘審計師就其財務報告責任所作之聲明載於本銀行二零一三年年報第57頁至第58頁之獨立審計師報告書。

企業管治委員會

企業管治委員會每年至少召開一次會議。企業管治委員會旨在提升本銀行的企業管治框架，包括但不限於風險管理及優化內部監控，亦會持續檢討本銀行的合適董事會架構、增強董事會獨立性的有效性、提高本銀行信息披露的透明度及質素，以及跟進法規變動，藉以提高可持續的企業價值及股東利益。

董事會風險管理委員會

董事會風險管理委員會一般每季度定期召開一次會議。董事會風險管理委員會負責檢討本銀行的各種風險狀況，並審批風險管理原則、基本政策、指引及本銀行的風險承受能力，亦會監控及檢討本銀行風險管理體系的有效性，包括其承受壓力狀況的能力，其監管的風險包括信用、市場、業務操作、利率、法律及合規、流動資金、策略及信譽風險。

The Audit Committee is also responsible for making recommendations on the appointment, re-appointment, removal and remuneration of the Bank's external auditor. KPMG is the external auditors of the Bank. A statement by the external auditor with respect to their responsibilities is included in the Independent Auditor's Report on pages 57 and 58 of the Bank's 2013 Annual Report.

Corporate Governance Committee

The Corporate Governance Committee meets at least once a year. The Corporate Governance Committee aims to strengthen the corporate governance framework of the Bank, including but not limited to risk management and internal controls enhancement. It also continuously reviews the appropriate Board structure, enhances the effectiveness of the independence of the Board, enhances the corporate transparency and quality of information disclosure and keeps abreast of changes in regulations, with the aim to maximise sustainable corporate values and shareholder's interests.

Risk Management Committee of Board of Directors

The Risk Management Committee of Board of Directors meets regularly, normally on a quarterly basis. It reviews the Bank's position in various risks and endorses risk management principles, basic policies, guidelines and risk appetite of the Bank. It monitors and reviews the effectiveness of the risk management of the Bank, including its ability to stand stress conditions. The risks it oversees include credit, market, operational, interest rate, legal and compliance, liquidity, strategic and reputation risks.

企業管治報告

Corporate Governance Report

薪酬委員會

薪酬委員會每年至少召開一次會議，並負責監督本銀行董事及高級管理人員之薪酬，以確保彼等之薪酬與其職責相稱，並與本銀行之文化、策略及監控環境配合一致。薪酬委員會亦負責就本銀行之薪酬政策架構向董事會作出推薦建議。

年內，薪酬委員會舉行了二次會議。薪酬委員會於二零一三年履行之主要工作包括：

- 考慮及向董事會推薦本集團表現花紅之分配(包括發放予執行董事)；
- 考慮及向董事會推薦高級管理人員截至二零一二年十二月三十一日止年度之表現花紅；
- 考慮及向董事會推薦非執行董事截至二零一二年十二月三十一日止年度之董事袍金；
- 考慮及向董事會推薦本集團截至二零一三年十二月三十一日止年度分派表現花紅之薪酬政策；及
- 根據金管局發出的《穩健的薪酬制度指引》而對制訂本銀行之薪酬政策框架向董事會作出推薦建議。

有關各董事於二零一三年薪酬之資料載於本銀行財務報表附註17。

Remuneration Committee

The Remuneration Committee meets at least once a year and is responsible for overseeing the remuneration of the Directors and senior management of the Bank to ensure their remuneration is appropriate for their duties and consistent with the Bank's culture, strategy and control environment. The Remuneration Committee is also responsible for recommending to the Board on the Bank's remuneration policy framework.

During the year, the Remuneration Committee held two meetings. The major works performed by the Remuneration Committee during 2013 included:

- considered and recommended to the Board the allocation of performance bonus of the Group (including that of the Executive Directors);
- considered and recommended to the Board the performance bonus of senior management for the year ended 31 December 2012;
- considered and recommended to the Board the Directors' fee of the Non-executive Directors for the year ended 31 December 2012;
- considered and recommended to the Board the remuneration policy on distribution of performance bonus of the Group for the year ended 31 December 2013; and
- recommended to the Board on the formulation of a remuneration policy framework of the Bank pursuant to the "Guideline on a Sound Remuneration System" issued by HKMA.

Information relating to the remuneration of each Director for 2013 is set out in Note 17 to the financial statements of the Bank.

企業管治報告

Corporate Governance Report

提名委員會

提名委員會每年至少召開一次會議，並負責就本銀行所有新委任董事及高級行政人員(包括但不限於行政總裁、替任行政總裁、副行政總裁、風險總監、財務總監及營運總監等)評估候選人是否合適及向董事會作出該等委任之推薦建議。提名委員會亦負責定期檢討董事會之架構及組成。

年內，提名委員會舉行了兩次會議，包括考慮及向董事會推薦提名葉冠東先生為本銀行之執行董事、替任行政總裁及風險總監，以及提名宋萬海先生為本銀行之副行政總裁。

董事會權力之轉授

管理功能

董事會承擔領導及管治本銀行之責任，並將其管理及行政功能方面之權力轉授予高級管理人員。董事會就高級管理人員之權力制定清晰之指引，特別是報告機制及須經董事會批准之事項(例如管理層結構、業務目標、策略及業務計劃、政策以及規定出現重大變動以致可能對本銀行之財務及風險管理產生重大影響之事宜)。

Nomination Committee

The Nomination Committee meets at least once a year and is responsible for assessing the suitability of the candidates and recommending to the Board all new appointments of Directors and senior executives (including but not limited to chief executive officer, alternate chief executives, deputy chief executives, chief risk officer, chief financial officer and chief operation officer). The Nomination Committee also reviews the structure and composition of the Board on a regular basis.

During the year, Nomination Committee held two meetings, including the consideration and recommendation to the Board in respect of the nomination of Mr. Ip Koon Tung as Executive Director, Alternate Chief Executive and Chief Risk Officer of the Bank and the nomination of Mr. Song Wanhai as Deputy Chief Executive of the Bank.

DELEGATION OF THE BOARD

Management Functions

The Board assumes the responsibility for leadership and control of the Bank and delegates aspects of its management and administration functions to the senior management. The Board sets up clear guidelines as to the powers to the senior management, in particular, with respect to reporting mechanism and the matters that shall be subject to the approval of the Board (such as substantial changes in the management structure, the business objectives, strategies and business plans, the policies and manuals which may substantially affect the financial and risk management of the Bank).

企業管治報告

Corporate Governance Report

除董事會附屬委員會外，董事會亦成立以下五個主要專責委員會(由本銀行執行董事及其他有關方面之高級管理人員組成)：

1. 行政委員會

行政委員會負責監督本集團之整體營運。行政委員會之主席由行政總裁擔任，其他委員包括替任行政總裁、副行政總裁、風險總監、財務總監、營運總監，以及由行政總裁指派之助理行政總裁。行政委員會定期及至少每月召開一次會議。

2. 資產及負債管理委員會

資產及負債管理委員會負責密切監察各種流動資產及資金來源之組合以及利率及外匯變動風險。資產及負債管理委員會亦因應內部需求及週邊市場指數審閱及釐定最佳流動資金水平。資產及負債管理委員會由財務總監(主席)、風險總監、所有分管資產負債管理風險管理及業務部的副行政總裁和助理行政總裁、個人金融業務主管、金融市場部主管、風險管理部主管、資產及負債管理部主管、計劃財務部主管及其他經行政委員會委任的成員所組成。資產及負債管理委員會向行政委員會匯報本銀行之資產及負債管理工作以及向高級管理層風險管理委員會匯報市場、利率及流動性風險管理事宜及工作。另涉及金融市場部相關的風險限額，經資產及負債管理委員會審批通過後，須報備董事會風險管理委員會。

資產及負債管理委員會每月召開一次會議。

Apart from the Board Committees, the Board has also established the following five key Specialised Committees which comprise Executive Directors and other senior executives of the Bank from relevant areas:

1. Executive Committee

The Executive Committee was established to supervise the overall operation of the Group. The Chairman of the Executive Committee is the Chief Executive Officer and the other committee members consist of the Alternative Chief Executives, Deputy Chief Executives, Chief Risk Officer, Chief Financial Officer, Chief Operation Officer and the Assistant Chief Executive designated by the Chief Executive Officer. The Executive Committee meets regularly and at least once a month.

2. Asset and Liability Management Committee

The Asset and Liability Management Committee was established to closely monitor the mix of liquid assets and funding channels, and the exposure to movements in interest rate and foreign exchange. The Asset and Liability Management Committee also meets to review the optimal liquidity level in response to internal requirements and external market indicators. It shall comprise Chief Financial Officer (Chairman), Chief Risk Officer, all Deputy Chief Executives and Assistant Chief Executives responsible for the risk management of assets and liabilities management and business departments, Head of Personal Banking, Head of Global Markets & Trading Department, Head of Risk Management Department, Head of Asset and Liability Management Department, Head of Financial Management Department and any other person as appointed by Executive Committee. The Asset and Liability Management Committee reports to the Executive Committee on the asset and liabilities management of the Bank and to the Senior Executive Risk Management Committee on market, interest rate and liquidity risk matters and management. For global markets and trading's related risk limit(s), the Asset and Liability Management Committee shall report to the Risk Management Committee of Board of Directors after its approval.

The Asset and Liability Management Committee meets on a monthly basis.

企業管治報告

Corporate Governance Report

3. 信貸委員會

信貸委員會制定與信貸相關之政策、指引及程序，以維持本銀行信貸組合質量。信貸委員會審閱及審批大額信用風險、管理信用風險集中、審批新信貸策略，以及就不良信貸作出回應。信貸委員會由風險總監(主席)、信貸部之主管及聯席主管、負責公司業務一部、全球資本融資部及金融市場部之副行政總裁或助理行政總裁、負責公司業務二部、機構部及企業銀行產品部之副行政總裁或助理行政總裁、負責個人金融業務部之副行政總裁或助理行政總裁、金融市場部之聯席主管、資產負債管理部之聯席主管及信貸部副主管所組成。信貸委員會向高級管理層風險管理委員會及董事會風險管理委員會匯報，並不時召開會議。

風險總監每季度向董事會風險管理委員會匯報信貸相關事宜。

4. 操作風險委員會

操作風險委員會旨在專注於業務操作風險管理。操作風險委員會對本銀行業務操作風險管理政策、程序及系統之涵蓋範圍進行檢討並向高級管理層風險管理委員會匯報。操作風險委員會亦評估現有政策之成效，以及其他風險監控工具之需求以減低業務操作風險；同時就本銀行是否需要修訂／增加／減少其操作監控政策、程序及措施提出推薦建議或作出決定。操作風險委員會由風險總監(主席)、營運總監、人力資源部主管(或副主管)、審計部主管(或副主管)、風險管理部主管(或副主管)、操作風險主管、運營管理中心主管、法律及合規部主管(或副主管)、信息科技部主管(或副主管)、零售銀行業務部之代表及其他經行政委員會或高級管理層風險管理委員會委任的成員所組成。操作風險委員會向行政委員會及高級管理層風險管理委員會匯報，並每季度召開一次會議。

3. Credit Committee

The Credit Committee sets up credit related policies, guidelines and procedures in order to maintain the quality of the credit portfolio of the Bank. It reviews and approves large credit exposures, manages credit risk concentration, approves new credit strategies and responds to deteriorating credits. The Credit Committee consists of Chief Risk Officer (Chairman), Head and Co-Head of Credit Department, Deputy or Assistant Chief Executive in charge of Corporate Banking I Department, Global Capital Financing Department and Global Markets & Trading Department, Deputy or Assistant Chief Executive in charge of Corporate Banking II Department, Institutions Department, and Corporate Banking Product Department, Deputy or Assistant Chief Executive in charge of Personal Banking, Co-Head of Global Markets & Trading Department, Co-Head of Asset & Liability Management Department, and Deputy Head of Credit Department. The Credit Committee reports to the Senior Executive Risk Management Committee and Risk Management Committee of Board of Directors and meets from time to time.

The Chief Risk Officer reports to the Risk Management Committee of Board of Directors on credit related matters on a quarterly basis.

4. Operational Risk Committee

The Operational Risk Committee was established to focus on operational risk management. It reviews and reports to the Senior Executive Risk Management Committee on the adequacy of operational risk management policies, procedures and systems for the Bank. It also evaluates the effectiveness of existing policies, and the need for other risk control tools as to mitigating operational risks; makes recommendations or decides on amended/increased/decreased operational control policies, procedures and measures of the Bank. It comprises Chief Risk Officer (Chairman), Chief Operation Officer, Head (or Deputy Head) of Human Resources Department, Head (or Deputy Head) of Internal Audit Department, Head (or Deputy Head) of Risk Management Department, Operational Risk Head, General Management Centre Head, Head (or Deputy Head) of Legal and Compliance Department, Head (or Deputy Head) of System and Information Technology Department, representative from Retail Banking Department and any other member as appointed by Executive Committee or Senior Executive Risk Management Committee. The Operational Risk Committee reports to the Executive Committee and Senior Executive Risk Management Committee and meets on a quarterly basis.

企業管治報告

Corporate Governance Report

5. 高級管理層風險管理委員會

高級管理層風險管理委員會負責審閱及報告本集團風險管理程序、政策及體制之充分性及效率。高級管理層風險管理委員會專注於信用風險、利率風險、市場風險、流動資金風險、業務操作風險、信譽風險、策略風險及法律風險。高級管理層風險管理委員會由風險總監(主席)、行政總裁、負責金融市場部之副行政總裁、財務總監、營運總監、金融市場部主管、風險管理部主管、信貸部主管、管理信息部主管、信息科技部主管、法律及合規部主管、資產負債管理部主管、運行管理部主管及其他經行政委員會及／或董事會風險管理委員會委任之成員所組成。高級管理層風險管理委員會向行政委員會及董事會風險管理委員會匯報，並每季度召開一次會議。

此等主要專責委員會均以書面訂明具體之職權範圍，清楚列明其職權與責任。

內部監控

董事會負責本銀行及其附屬公司之內部監控，並透過穩健妥善之組織架構及全面之程序、政策及標準，檢討其效率。

本銀行已制定體系、政策及程序，用以識別、衡量、監控及監視本銀行面對的主要風險類別。業務部門負責評估其負責領域所產生之個別風險類別，根據風險管理程序管理風險，並就風險管理作出報告。

5. Senior Executive Risk Management Committee

The Senior Executive Risk Management Committee was established to review and report on the adequacy and efficiency of risk management procedures, policies and systems of the Group. It focuses on credit risk, interest rate risk, market risk, liquidity risk, operational risk, reputation risk, strategic risk and legal risk. The Senior Executive Risk Management Committee comprises Chief Risk Officer (Chairman), Chief Executive Officer, Deputy Chief Executive in charge of Global Markets & Trading, Chief Financial Officer, Chief Operation Officer, Head of Global Markets & Trading Department, Head of Risk Management Department, Head of Credit Department, Head of Management Information Department, Head of Systems & IT Department, Head of Legal and Compliance Department, Head of Asset and Liability Management Department, Head of Operations Management Department and any other person as appointed by Executive Committee and/or Risk Management Committee of Board of Directors. The Senior Executive Risk Management Committee reports to the Executive Committee and Risk Management Committee of Board of Directors and meets on a quarterly basis.

Each of these key Specialised Committees has specific written terms of reference which state clearly its authorities and duties.

INTERNAL CONTROL

The Board is responsible for the internal controls at the Bank and its subsidiaries and for reviewing its effectiveness through well-established organisational structure and comprehensive procedures, policies and standards.

Systems, policies and procedures are in place to identify, measure, control and monitor the major types of risks the Bank faces. Business units are responsible for the assessment of individual types of risk arising under their areas of responsibility, and the management of the risks are in accordance with risk management procedures and reporting on risk management.

企業管治報告

Corporate Governance Report

高級管理人員、高級管理層風險管理委員會及風險管理部會定期檢討及修訂風險管理政策及程序。管理本銀行面對的各主要風險類別(包括信用、市場、流動資金、利率、業務操作、法律及合規、信譽風險，以及策略風險)之政策及程序詳情載於本銀行財務報表附註4。

審計部於本銀行內部監控架構內發揮重要作用，定期核查以確保適當遵守有關政策及程序。審計部負責監察內部監控程序之效能，以確保本銀行所有部門遵守既定之政策及準則，亦會持續評估本銀行內部監控，並就有關內部監控之重要發現每年至少四次向審核委員會作出匯報。本銀行審計部主管向審核委員會及行政總裁匯報。

問責

董事會知悉其有編製本銀行財務報表之責任並已按持續經營基準編製本銀行財務報表。於二零一三年十二月三十一日止，董事並不知悉有任何重大不明朗因素與可能導致本銀行按持續經營基準營運構成疑問之事件或情況。

The senior management, Senior Executive Risk Management Committee and Risk Management Department review and revise the risk management policies and procedures on a regular basis. Details of the policies and procedures for management of each of the major types of risks the Bank faces, including credit, market, liquidity, interest rate, operational, legal and compliance, reputation and strategic risks, are included in Note 4 to the financial statements of the Bank.

The Internal Audit Department plays an important role in the Bank's internal controls framework. It performs regular checks to ensure due compliance with policies and procedures. It monitors the effectiveness of internal control procedures and compliance with policies and standards across all departments of the Bank. It also evaluates the Bank's internal controls on an on-going basis and reports to the Audit Committee at least four times each year on significant findings on internal controls. The Head of Internal Audit Department of the Bank reports to the Audit Committee and the Chief Executive Officer.

ACCOUNTABILITY

The Board acknowledges its responsibility for preparing the financial statements of the Bank and has prepared the financial statements of the Bank on a going concern basis. As at 31 December 2013, the Directors were not aware of any material uncertainties relating to events or conditions which may cast significant doubt upon the Bank's ability to continue as a going concern.

獨立核數師報告書

Independent Auditor's Report



致中國工商銀行(亞洲)有限公司 全體股東

(於香港註冊成立的有限公司)

本核數師(以下簡稱「我們」)已審核刊於第59至第230頁中國工商銀行(亞洲)有限公司(「貴銀行」)及其子公司(統稱「貴集團」)的綜合財務報表,此綜合財務報表包括於二零一三年十二月三十一日的綜合財務狀況表和貴銀行財務狀況表與截至該日止年度的綜合收益表、綜合全面收益表、綜合股東權益變動表和綜合現金流量表,以及主要會計政策概要及其他附註解釋。

董事就綜合財務報表須承擔的責任

貴銀行董事須負責根據香港會計師公會頒布的《香港財務報告準則》及香港《公司條例》編製真實而公允的綜合財務報表,並負責董事認為編製綜合財務報表所必需的有關內部監控,以確保有關財務報表不存在由於欺詐或錯誤而導致的重大錯誤陳述。

核數師的責任

我們的責任是根據我們的審核對該等綜合財務報表作出意見。我們是按照香港《公司條例》第141條的規定,僅向整體股東報告。除此以外,我們的報告書不可用作其他用途。我們概不就本報告書的內容,對任何其他人士負責或承擔法律責任。

我們已根據香港會計師公會頒布的《香港核數準則》進行審核。這些準則要求我們遵守道德規範,並規劃及執行審核,以合理確定此等綜合財務報表是否不存有任何重大錯誤陳述。

TO THE SHAREHOLDERS OF INDUSTRIAL AND COMMERCIAL BANK OF CHINA (ASIA) LIMITED

(Incorporated in Hong Kong with limited liability)

We have audited the consolidated financial statements of Industrial and Commercial Bank of China (Asia) Limited (the Bank) and its subsidiaries (together "the Group") set out on pages 59 to 230, which comprise the consolidated and Bank statements of financial position as at 31 December 2013, the consolidated income statement, the consolidated statement of comprehensive income, the consolidated statement of changes in equity and the consolidated statement of cash flows for the year then ended and a summary of significant accounting policies and other explanatory information.

DIRECTORS' RESPONSIBILITY FOR THE CONSOLIDATED FINANCIAL STATEMENTS

The directors of the Bank are responsible for the preparation of consolidated financial statements that give a true and fair view in accordance with Hong Kong Financial Reporting Standards issued by the Hong Kong Institute of Certified Public Accountants and the Hong Kong Companies Ordinance and for such internal control as the directors determine is necessary to enable the preparation of consolidated financial statements that are free from material misstatement, whether due to fraud or error.

AUDITOR'S RESPONSIBILITY

Our responsibility is to express an opinion on these consolidated financial statements based on our audit. This report is made solely to you, as a body, in accordance with section 141 of the Hong Kong Companies Ordinance, and for no other purpose. We do not assume responsibility towards or accept liability to any other person for the contents of this report.

We conducted our audit in accordance with Hong Kong Standards on Auditing issued by the Hong Kong Institute of Certified Public Accountants. Those standards require that we comply with ethical requirements and plan and perform the audit to obtain reasonable assurance about whether the consolidated financial statements are free from material misstatement.

獨立核數師報告書 Independent Auditor's Report

核數師的責任(續)

審核涉及執行情序以獲取有關綜合財務報表所載金額及披露資料的審核憑證。所選定的程序取決於核數師的判斷，包括評估由於欺詐或錯誤而導致綜合財務報表存有重大錯誤陳述的風險。在評估該等風險時，核數師考慮與該銀行編製真實而公允的綜合財務報表相關的內部控制，以設計適當的審核程序，但並非為對銀行的內部控制的效能發表意見。審核亦包括評價董事所採用的會計政策的合適性及所作出的會計估計的合理性，以及評價綜合財務報表的整體列報方式。

我們相信，我們所獲得的審核憑證是充足和適當地為我們的審核意見提供基礎。

意見

我們認為，該等綜合財務報表已根據《香港財務報告準則》真實而公允地反映貴銀行和 貴集團於二零一三年十二月三十一日的事務狀況及 貴集團截至該日止年度的溢利和現金流量，並已按照香港《公司條例》妥為編製。

畢馬威會計師事務所

執業會計師

香港中環

遮打道10號

太子大廈8樓

二零一四年三月二十五日

AUDITOR'S RESPONSIBILITY (continued)

An audit involves performing procedures to obtain audit evidence about the amounts and disclosures in the consolidated financial statements. The procedures selected depend on the auditor's judgement, including the assessment of the risks of material misstatement of the consolidated financial statements, whether due to fraud or error. In making those risk assessments, the auditor considers internal control relevant to the entity's preparation of the consolidated financial statements that give a true and fair view in order to design audit procedures that are appropriate in the circumstances, but not for the purpose of expressing an opinion on the effectiveness of the entity's internal control. An audit also includes evaluating the appropriateness of accounting policies used and the reasonableness of accounting estimates made by the directors, as well as evaluating the overall presentation of the consolidated financial statements.

We believe that the audit evidence we have obtained is sufficient and appropriate to provide a basis for our audit opinion.

OPINION

In our opinion, the consolidated financial statements give a true and fair view of the state of affairs of the Bank and of the Group as at 31 December 2013 and of the Group's profit and cash flows for the year then ended in accordance with Hong Kong Financial Reporting Standards and have been properly prepared in accordance with the Hong Kong Companies Ordinance.

KPMG

Certified Public Accountants

8th Floor, Prince's Building

10 Chater Road

Central, Hong Kong

25 March 2014

綜合收益表

Consolidated Income Statement

截至二零一三年十二月三十一日止年度
For the year ended 31 December 2013

			2013 千港元 HK\$'000	(重列) (Restated) 2012 千港元 HK\$'000
	附註 Notes			
利息收入	Interest income	(6)	13,268,011	11,545,340
利息支出	Interest expense	(6)	(6,320,282)	(5,811,489)
淨利息收入	Net interest income	(6)	6,947,729	5,733,851
收費及佣金收入	Fee and commission income	(7)	1,719,198	1,602,256
收費及佣金支出	Fee and commission expense	(7)	(326,192)	(255,520)
收費及佣金收入淨額	Net fee and commission income	(7)	1,393,006	1,346,736
淨交易收入	Net trading income	(8)	470,825	340,511
指定以公平價值經收益表入賬 金融資產及負債之淨虧損	Net loss on financial assets and liabilities designated at fair value through profit or loss	(9)	(14,246)	(3,946)
來自金融投資之股息收入	Dividend income from financial investments	(10)	10,841	8,168
其他營業收入	Other operating income	(11)	15,905	20,829
營業收入	Operating income		8,824,060	7,446,149
營業支出	Operating expenses	(12)	(2,303,131)	(2,015,798)
未扣除減值損失之營業溢利	Operating profit before impairment losses		6,520,929	5,430,351
貸款減值損失支銷	Charge for impairment losses on loans and advances	(14)	(382,125)	(646,646)
備供銷售金融投資減值損失支銷	Charge for impairment losses on available-for-sale financial investments		(676)	(77,512)
扣除減值損失之營業溢利	Operating profit after impairment losses		6,138,128	4,706,193
重估投資物業溢利	Revaluation gain on investment properties	(31)	5,101	12,996
物業及設備之虧損淨額	Net loss from property, plant and equipment	(15)	(347)	(6,906)
出售貸款(虧損)/溢利	(Loss)/gain on disposal of loans and advance		(39)	111
出售備供銷售金融投資之淨溢利	Net gain on disposal of available-for-sale financial investments		148,573	276,417
營業溢利	Operating profit		6,291,416	4,988,811
應佔聯營公司溢利	Share of profit of an associate		21,523	19,738
除稅前溢利	Profit before tax		6,312,939	5,008,549
所得稅開支	Income tax expense	(16)	(1,056,283)	(993,867)
年內及股東應佔溢利	Profit for the year and attributable to equity holders		5,256,656	4,014,682
每股盈利 – 基本和攤薄	Earnings per share – Basic and diluted	(19)	HK\$2.55	HK\$2.25

綜合全面收益表

Consolidated Statement of Comprehensive Income

截至二零一三年十二月三十一日止年度
For the year ended 31 December 2013

		2013 千港元 HK\$'000	2012 千港元 HK\$'000
年內溢利	Profit for the year	5,256,656	4,014,682
不可轉回收益表的項目：	Item that will not be reclassified to income statement:		
銀行物業重估盈餘	Revaluation surplus on bank premises	54,265	156,670
所得稅影響	Income tax effect	(11,453)	(17,939)
		42,812	138,731
以後可能轉回收益表的項目：	Items that may be reclassified subsequently to income statement:		
現金流對沖之對沖工具之公平價值變動	Change of fair value of hedging instruments under cash flow hedges	(304,618)	154,994
所得稅影響	Income tax effect	50,262	(25,574)
		(254,356)	129,420
備供銷售金融投資之公平價值儲備變動	Change in fair value reserve of available-for-sale financial investments	(995,588)	1,275,215
所得稅影響	Income tax effect	201,907	(212,882)
		(793,681)	1,062,333
換算海外附屬公司產生之匯兌差額	Exchange differences arising from translation of results of a foreign subsidiary	307,273	(125,599)
年內除稅後其他全面收益	Other comprehensive income for the year, net of tax	(697,952)	1,204,885
年內除稅後全面收益總額	Total comprehensive income for the year, net of tax	4,558,704	5,219,567
本行股東應得之全面收益總額	Attributable to equity holders of the Bank	4,558,704	5,219,567

綜合財務狀況表

Consolidated Statement of Financial Position

於二零一三年十二月三十一日
As at 31 December 2013

			二零一三年 十二月三十一日 31 December 2013 千港元 HK\$'000	二零一二年 十二月三十一日 31 December 2012 千港元 HK\$'000
資產	Assets			
現金及在銀行同業與其他 金融機構之結存	Cash and balances with banks and other financial institutions	(21)	137,074,097	86,032,984
在銀行同業及其他金融機構之存款	Placements with banks and other financial institutions	(22)	28,546,241	17,338,642
持作交易用途金融資產	Financial assets held for trading	(23)	324,974	243,875
指定以公平價值經收益表入賬 金融資產	Financial assets designated at fair value through profit or loss	(24)	412,783	525,646
衍生金融工具	Derivative financial instruments	(25)	5,430,669	3,108,266
貸款及其他賬項	Advances and other accounts	(26)	322,330,335	264,302,370
金融投資：	Financial investments:		67,730,060	48,635,952
– 備供銷售	– Available-for-sale	(27)	62,833,206	47,471,602
– 持有至到期	– Held-to-maturity	(28)	4,896,854	1,164,350
於聯營公司之投資	Investment in an associate	(29)	249,728	228,205
商譽及其他無形資產	Goodwill and other intangible assets	(30)	1,087,712	1,070,191
投資物業	Investment properties	(31)	58,524	53,423
物業及設備	Property, plant and equipment	(32)	845,166	756,262
遞延稅項資產	Deferred income tax assets	(37)	66,146	11,515
其他資產	Other assets	(33)	5,600,485	3,373,855
資產總額	Total assets		569,756,920	425,681,186
負債	Liabilities			
銀行同業及其他金融機構之存款	Deposits from banks and other financial institutions	(35)	100,941,733	72,862,914
衍生金融工具	Derivative financial instruments	(25)	5,454,630	2,764,240
客戶存款	Deposits from customers	(36)	341,462,974	258,148,071
已發行存款證	Certificates of deposit issued		40,566,723	32,072,363
已發行債券	Debt securities in issue		21,522,500	9,395,863
– 指定以公平價值經收益表入賬	– Designated at fair value through profit or loss		699,091	–
– 以攤銷成本入賬	– At amortised cost		20,823,409	9,395,863
現行稅項負債	Current income tax liabilities		112,936	262,062
遞延稅項負債	Deferred income tax liabilities	(37)	66,165	253,075
以攤銷成本入賬之後償債項	Subordinated debts measured at amortised cost	(38)	9,622,817	5,706,008
其他負債	Other liabilities	(39)	5,546,699	4,315,551
負債總額	Total liabilities		525,297,177	385,780,147
股東權益	Equity			
股本	Share capital	(40)	4,129,497	4,129,497
保留溢利	Retained earnings		18,204,359	13,418,933
其他儲備	Other reserves		22,125,887	22,352,609
股東權益總額	Total equity		44,459,743	39,901,039
股東權益及負債總額	Total equity and liabilities		569,756,920	425,681,186

陳愛平
主席、
董事總經理
暨行政總裁

宗建新
董事、
副行政總裁暨
替任行政總裁

葉冠東
董事、
副行政總裁暨
替任行政總裁

梁銘謙
副行政總裁暨
財務總監

Chen Aiping
Chairman,
Managing
Director and
Chief Executive
Officer

Zong Jianxin
Director,
Deputy Chief
Executive and
Alternate Chief
Executive

Ip Koon Tung
Director,
Deputy Chief
Executive and
Alternate Chief
Executive

Leung Ming Hym, Peter
Deputy Chief Executive
and Chief Financial
Officer

財務狀況表

Statement of Financial Position

於二零一三年十二月三十一日
As at 31 December 2013

			二零一三年 十二月三十一日 31 December 2013 千港元 HK\$'000	二零一二年 十二月三十一日 31 December 2012 千港元 HK\$'000
資產	Assets			
現金及在銀行同業與其他 金融機構之結存	Cash and balances with banks and other financial institutions	(21)	137,505,867	81,362,684
在銀行同業及其他金融機構之存款	Placements with banks and other financial institutions	(22)	21,110,180	8,715,649
持作交易用途金融資產	Financial assets held for trading	(23)	42,857	80,586
指定以公平價值經收益表入賬 金融資產	Financial assets designated at fair value through profit or loss	(24)	412,783	525,646
衍生金融工具	Derivative financial instruments	(25)	5,430,669	3,108,266
貸款及其他賬項	Advances and other accounts	(26)	272,911,728	231,727,171
金融投資：	Financial investments:		48,963,143	41,522,953
– 備供銷售	– Available-for-sale	(27)	45,555,299	40,358,603
– 持有至到期	– Held-to-maturity	(28)	3,407,844	1,164,350
於聯營公司之投資	Investment in an associate	(29)	132,938	132,938
於附屬公司之投資	Investments in subsidiaries	(34)	3,968,107	3,968,107
商譽及其他無形資產	Goodwill and other intangible assets	(30)	1,015,400	1,003,721
投資物業	Investment properties	(31)	41,000	38,000
物業及設備	Property, plant and equipment	(32)	702,578	627,135
其他資產	Other assets	(33)	5,506,844	3,451,455
資產總額	Total assets		497,744,094	376,264,311
負債	Liabilities			
銀行同業及其他金融機構之存款	Deposits from banks and other financial institutions	(35)	83,259,032	65,946,440
衍生金融工具	Derivative financial instruments	(25)	5,235,343	2,764,240
客戶存款	Deposits from customers	(36)	292,106,353	219,251,314
已發行存款證	Certificates of deposit issued		40,566,723	32,072,363
已發行債券	Debt securities in issue		21,522,500	9,395,863
– 指定以公平價值經收益表入賬	– Designated at fair value through profit or loss		699,091	–
– 以攤銷成本入賬	– At amortised cost		20,823,409	9,395,863
現行稅項負債	Current income tax liabilities		49,996	155,702
遞延稅項負債	Deferred income tax liabilities	(37)	66,165	253,075
以攤銷成本入賬之後償債項	Subordinated debts measured at amortised cost	(38)	9,622,817	5,706,008
其他負債	Other liabilities	(39)	4,960,493	3,830,959
負債總額	Total liabilities		457,389,422	339,375,964
股東權益	Equity			
股本	Share capital	(40)	4,129,497	4,129,497
保留溢利	Retained earnings	(41)	15,751,713	11,559,043
其他儲備	Other reserves	(41)	20,473,462	21,199,807
股東權益總額	Total equity		40,354,672	36,888,347
股東權益及負債總額	Total equity and liabilities		497,744,094	376,264,311

陳愛平
主席、
董事總經理
暨行政總裁

宗建新
董事、
副行政總裁暨
替任行政總裁

葉冠東
董事、
副行政總裁暨
替任行政總裁

梁銘謙
副行政總裁暨
財務總監

Chen Aiping
Chairman,
Managing
Director and
Chief Executive
Officer

Zong Jianxin
Director,
Deputy Chief
Executive and
Alternate Chief
Executive

Ip Koon Tung
Director,
Deputy Chief
Executive and
Executive

Leung Ming Hym, Peter
Deputy Chief Executive
and Chief Financial
Officer

綜合股東權益變動表

Consolidated Statement of Changes in Equity

截至二零一三年十二月三十一日止年度
For the year ended 31 December 2013

	附註 Notes	股本	普通股溢價	銀行物業 重估儲備	投資 重估儲備	現金流 對沖儲備	匯兌儲備	一般儲備	保留溢利	總計
		Share capital	Ordinary share premium	Bank premis revalua tion reserve	Investment revalua tion reserve	Cash flow hedge reserve	Exchange reserve	General reserve	Retained earnings	Total
		千港元 HK\$'000	千港元 HK\$'000	千港元 HK\$'000	千港元 HK\$'000	千港元 HK\$'000	千港元 HK\$'000	千港元 HK\$'000	千港元 HK\$'000	千港元 HK\$'000
於二零一三年一月一日	At 1 January 2013	4,129,497	19,462,335	425,684	796,610	349,348	227,417	1,091,215	13,418,933	39,901,039
年內溢利	Profit for the year	-	-	-	-	-	-	-	5,256,656	5,256,656
本年度其他全面收益：	Other comprehensive income for the year:									
備供銷售金融投資之 公平價值變動	Change in fair value of available-for-sale financial investments	-	-	-	(788,814)	-	-	-	-	(788,814)
出售備供銷售金融投資 之已變現儲備	Reserve realised on disposal of available-for-sale financial investments	-	-	-	(206,774)	-	-	-	-	(206,774)
現金流對沖之 公平價值變動	Change in fair value of cash flow hedge	-	-	-	-	(304,618)	-	-	-	(304,618)
銀行物業重估盈餘	Revaluation surplus on bank premises	-	-	54,265	-	-	-	-	-	54,265
遞延稅項變動	Change in deferred tax	(37)	-	(11,453)	201,907	50,262	-	-	-	240,716
匯兌差額	Exchange differences	-	-	-	-	-	307,273	-	-	307,273
轉撥部分保留溢利至 一般儲備	Partial transfer of retained earnings to general reserve	-	-	-	-	-	-	471,230	(471,230)	-
本年度全面收益總額	Total comprehensive income for the year	-	-	42,812	(793,681)	(254,356)	307,273	471,230	4,785,426	4,558,704
發行股份	Issue of shares	(40)	-	-	-	-	-	-	-	-
於二零一三年 十二月三十一日	At 31 December 2013	4,129,497	19,462,335	468,496	2,929	94,992	534,690	1,562,445	18,204,359	44,459,743

綜合股東權益變動表

Consolidated Statement of Changes in Equity

截至二零一二年十二月三十一日止年度
For the year ended 31 December 2012

	附註 Notes	股本	普通股溢價	銀行物業 重估儲備	投資 重估儲備	現金流 對沖儲備	匯兌儲備	一般儲備	保留溢利	總計
		Share capital	Ordinary share premium	Bank premiaes revaluation reserve	Investment revaluation reserve	Cash flow hedge reserve	Exchange reserve	General reserve	Retained earnings	Total
		千港元 HK\$'000	千港元 HK\$'000	千港元 HK\$'000	千港元 HK\$'000	千港元 HK\$'000	千港元 HK\$'000	千港元 HK\$'000	千港元 HK\$'000	千港元 HK\$'000
於二零一二年一月一日	At 1 January 2012	3,462,830	14,529,002	292,919	(265,723)	219,928	353,016	796,901	9,692,599	29,081,472
年內溢利	Profit for the year	-	-	-	-	-	-	-	4,014,682	4,014,682
本年度其他全面收益：	Other comprehensive income for the year:									
備供銷售金融投資之 公平價值變動	Change in fair value of available-for-sale financial investments	-	-	-	1,175,786	-	-	-	-	1,175,786
出售備供銷售金融投資 之已變現儲備	Reserve realised on disposal of available-for-sale financial investments	-	-	-	99,429	-	-	-	-	99,429
對計入綜合收益表之 溢利作出重新 分類調整	Reclassification adjustments for gains included in the consolidated income statement	-	-	-	-	(77,016)	-	-	-	(77,016)
現金流對沖之 公平價值變動	Change in fair value of cash flow hedge	-	-	-	-	232,010	-	-	-	232,010
出售銀行物業	Disposal of bank premises	-	-	(5,966)	-	-	-	-	5,966	-
銀行物業重估盈餘	Revaluation surplus on bank premises	-	-	156,670	-	-	-	-	-	156,670
遞延稅項變動	Change in deferred tax	(37)	-	(17,939)	(212,882)	(25,574)	-	-	-	(256,395)
匯兌差額	Exchange differences	-	-	-	-	-	(125,599)	-	-	(125,599)
轉撥部分保留溢利 至一般儲備	Partial transfer of retained earnings to general reserve	-	-	-	-	-	-	294,314	(294,314)	-
本年度全面收益總額	Total comprehensive income for the year	-	-	132,765	1,062,333	129,420	(125,599)	294,314	3,726,334	5,219,567
發行股份	Issue of shares	(40)	666,667	4,933,333	-	-	-	-	-	5,600,000
於二零一二年 十二月三十一日	At 31 December 2012	4,129,497	19,462,335	425,684	796,610	349,348	227,417	1,091,215	13,418,933	39,901,039

綜合現金流量表

Consolidated Statement of Cash Flows

截至二零一三年十二月三十一日止年度
For the year ended 31 December 2013

	附註 Notes	2013 千港元 HK\$'000	2012 千港元 HK\$'000
營業活動之現金流量：			
除稅前溢利		6,312,939	5,008,549
貸款減值損失支銷	(14)	382,125	646,646
備供銷售金融投資減值 損失支銷		676	77,512
無形資產攤銷	(30)	25,828	14,458
折舊	(32)	92,258	75,832
以攤銷成本入賬之後償債項 利息支出		356,697	368,573
以攤銷成本入賬之高級債券 利息支出		267,581	159,047
收回已撇銷貸款	(14)	12,315	4,128
物業及設備之虧損淨額	(15)	347	6,909
重估投資物業溢利	(31)	(5,101)	(12,996)
出售備供銷售金融投資 之淨溢利		(148,573)	(276,417)
出售貸款虧損／(溢利)		39	(111)
應佔聯營公司溢利		(21,523)	(19,738)
來自上市並持作交易用途 金融資產之股息收入	(10)	(3,566)	(2,778)
來自非上市備供銷售金融投資 之股息收入	(10)	(7,275)	(5,390)
後償債項之匯兌差額		56,551	-
發行債券及存款證之匯兌差額		220,360	-
		7,541,678	6,044,224
營業資產(增加)／減少：			
為期三個月以上之庫券		(3,732,504)	(111)
為期三個月以上之銀行同業 及其他金融機構之存款		(12,733,791)	(3,440,681)
持作交易用途金融資產		(81,099)	(1,487)
指定以公平價值經收益表入賬 金融資產		112,863	183,585
備供銷售金融投資		(16,209,296)	(9,724,493)
貸款及其他賬項以及其他資產		(60,648,990)	(27,718,777)
衍生金融工具		(2,665,147)	(876,739)
營業負債增加／(減少)：			
為期三個月以上之銀行同業 及其他金融機構之存款		28,078,819	18,491,989
客戶存款		83,314,903	(4,473,992)
已發行存款證		8,390,361	(4,111,266)
已發行債券		-	66,544
其他負債		1,123,698	1,131,925
衍生金融工具		2,728,432	589,658
源自營業之現金流量		35,219,927	(23,839,621)
已繳香港利得稅淨額		(763,325)	(823,779)
海外稅款繳付淨額		(447,577)	(327,273)
源自／(用於)營業活動之 現金流量淨額		34,009,025	(24,990,673)

綜合現金流量表

Consolidated Statement of Cash Flows

截至二零一三年十二月三十一日止年度
For the year ended 31 December 2013

	附註 Notes	2013 千港元 HK\$'000	2012 千港元 HK\$'000
投資活動之現金流量：			
購買無形資產	(30)	(43,103)	(67,177)
購買物業及設備	(32)	(128,803)	(76,518)
出售物業及設備所得款項		848	814
出售投資物業所得款項		-	18,000
來自上市並持作交易用途 金融資產之股息收入	(10)	3,566	2,778
來自非上市備供銷售金融投資 之股息收入	(10)	7,275	5,390
聯營公司償還貸款之所得款項		-	5,200
用於投資活動之現金流量淨額		(160,217)	(111,513)
融資活動之現金流量：			
發行以攤銷成本入賬 之後償債項		3,877,000	-
贖回以攤銷成本入賬 之後償債項		-	(5,650,060)
發行以攤銷成本入賬之債券		35,993,470	20,247,987
以攤銷成本入賬之債券到期		(24,681,030)	(16,492,112)
發行股份支出		697,835	-
發行股本		-	5,600,000
以攤銷成本入賬之後償債項 已支付利息		(333,345)	(368,573)
以攤銷成本入賬之高級債券 已支付利息		(200,224)	(159,047)
源自融資活動之現金流量淨額		15,353,706	3,178,195
匯兌差額之影響		312,406	(121,163)
現金及等同現金項目 之增加／(減少)淨額		49,514,920	(22,045,154)
於一月一日之現金及等同現金項目		89,897,235	111,942,389
於十二月三十一日之現金 及等同現金項目		139,412,155	89,897,235

就綜合現金流量表而言，現金及現金等同項目包括下列
原到期日為三個月或以下之結餘：

For the purposes of the consolidated statement of cash flows, cash and cash
equivalents comprises the following balances with original maturity of three
months or less:

		本集團 Group	
		2013 千港元 HK\$'000	2012 千港元 HK\$'000
現金及在銀行同業與其他金融機構 之結存(附註21)	Cash and balances with banks and other financial institutions (Note 21)	67,846,915	25,473,607
在銀行同業及其他金融機構之存款	Placements with banks and other financial institutions	71,565,240	64,423,628
		139,412,155	89,897,235

財務報表附註

Notes to the Financial Statements

1.1 主要業務

本銀行之主要業務為提供銀行、財務及其他財務相關服務。各附屬公司之主要業務載於財務報表附註34。

1.2 主要營業地點

本銀行為於香港註冊成立並於香港為本籍的持牌銀行，其註冊辦事處及主要營業地點為香港中環花園道3號中國工商銀行大廈33樓。

2 主要會計政策概述

編製本綜合財務報表採用之主要會計政策如下所述。

2.1 編製基準

本集團之綜合財務報表依照由香港會計師公會(「香港會計師公會」)頒布之香港財務報告準則(「香港財務報告準則」)(「香港財務報告準則」)包括所有香港財務報告準則、香港會計準則(「香港會計準則」)及詮釋、香港公認之會計原則，以及香港公司條例之規定編製。

本綜合財務報表乃按歷史成本慣例編製，但有以下例外：對於某些房屋樓宇，本綜合財務報表採用「重估市價」計量；對於備供銷售金融資產、持作交易用途之金融資產及金融負債、以公平價值經收益表入賬之金融資產及金融負債，以及衍生金融工具則以公平價值來計量。

按香港財務報告準則編製財務報表時需採用若干重要之會計估計，亦要求管理層於採用本集團會計政策之過程中作出判斷。涉及較多判斷或複雜性之方面，或對本綜合財務報表而言屬重要之假設及估計，均已在附註3內披露。

1.1 PRINCIPAL ACTIVITIES

The principal activities of the Bank are the provision of banking, financial and other financial related services. The principal activities of the subsidiaries are shown in Note 34 to the financial statements.

1.2 PRINCIPAL PLACE OF BUSINESS

The Bank is a licensed bank incorporated and domiciled in Hong Kong and has its registered office and principal place of business at 33/F, ICBC Tower, 3 Garden Road, Central, Hong Kong.

2 SUMMARY OF SIGNIFICANT ACCOUNTING POLICIES

The principal accounting policies applied in the preparation of these consolidated financial statements are set out below.

2.1 Basis of preparation

The consolidated financial statements of the Group have been prepared in accordance with Hong Kong Financial Reporting Standards (“HKFRSs”) (which include all Hong Kong Financial Reporting Standards, Hong Kong Accounting Standards (“HKASs”) and interpretations) issued by the Hong Kong Institute of Certified Public Accountants (the “HKICPA”), accounting principles generally accepted in Hong Kong and the Hong Kong Companies Ordinance.

The consolidated financial statements have been prepared under the historical cost convention, except for certain buildings modified by the revaluation, available-for-sale financial assets, financial assets and financial liabilities held for trading, financial assets and financial liabilities at fair value through profit or loss and derivative financial instruments which have been measured at fair value.

The preparation of financial statements in conformity with HKFRSs requires the use of certain critical accounting estimates. It also requires management to exercise its judgement in the process of applying the Group’s accounting policies. The areas involving a higher degree of judgement or complexity, or areas where assumptions and estimates are significant to the consolidated financial statements are disclosed in Note 3.

財務報表附註

Notes to the Financial Statements

2 主要會計政策概述(續)

2.2 新訂及經修訂香港財務報告準則的影響

香港會計師公會已頒布數項對本集團及本銀行本期會計期首次生效之香港財務報告準則之修訂。其中，以下之發展與本集團的財務報表有關：

- 修訂香港會計準則第1號「財務報表呈報—其他全面收益項目之呈報」
- 香港財務報告準則第10號「綜合財務報表」
- 香港財務報告準則第12號「其他實體權益之披露」
- 香港財務報告準則第13號「釐定公平價值」
- 香港財務報告準則年度改進2009-2012周期
- 修訂香港財務報告準則第7號「披露—金融資產及金融負債之抵銷」

本集團並無採用任何於本期會計期末生效之新訂準則或詮釋。採納其他新訂或經修訂香港財務報告準則之影響如下：

修訂香港會計準則第1號「財務報表呈報—其他全面收益項目之呈報」

此等修訂要求實體將未來若符合特定條件時可轉回損益表的某些其他全面收益項目，與永遠不能轉回損益表的項目分開列示。財務報表的綜合損益表及其他全面收益表內的其他全面收益項目已按此規定作修訂，見第60頁。

香港財務報告準則第10號「綜合財務報表」

香港財務報告準則第10號取銷香港會計準則第27號「綜合及個別財務報表」中有關編製綜合財務報表之要求及香港註釋常務委員會詮釋第12號「合併—特殊目的機構」。它引入一項單獨控制模式，並著眼於實體是否可控制該被投資者、風險或通過參予被投資者從而享有不同回報的權利及運用其控制權以影響回報金額的能力，以決定被投資者是否須要被綜合計算。

採納此項準則並未改變於二零一二年一月一日本集團就有關參予其他實體所達致的控制權結論。

2 SUMMARY OF SIGNIFICANT ACCOUNTING POLICIES (continued)

2.2 Impact of new and revised Hong Kong Financial Reporting Standards

The HKICPA has issued several amendments to HKFRSs that are first effective for the current accounting period of the Group and the Bank. Of these, the following developments are relevant to the Group's financial statements:

- Amendments to HKAS 1, Presentation of financial statements – Presentation of items of other comprehensive income
- HKFRS 10, Consolidated financial statements
- HKFRS 12, Disclosure of interests in other entities
- HKFRS 13, Fair value measurement
- Annual Improvements to HKFRSs 2009-2012 Cycle
- Amendments to HKFRS 7 – Disclosures – Offsetting financial assets and financial liabilities

The Group has not applied any new standard or interpretation that is not yet effective for the current accounting period. The impacts of the adoption of other new or amended HKFRSs are as follows:

Amendments to HKAS 1, Presentation of financial statements – Presentation of items of other comprehensive income

The amendments require entities to present separately the items of other comprehensive income that would be reclassified to profit or loss in the future if certain conditions are met from those that would never be reclassified to profit or loss. The presentation of other comprehensive income in the consolidated statement of profit or loss and other comprehensive income in these financial statements has been modified accordingly on page 60.

HKFRS 10, Consolidated financial statements

HKFRS 10 replaces the requirements in HKAS 27, Consolidated and separate financial statements relating to the preparation of consolidated financial statements and HK-SIC 12 Consolidation – Special purpose entities. It introduces a single control model to determine whether an investee should be consolidated, by focusing on whether the entity has power over the investee, exposure or rights to variable returns from its involvement with the investee and the ability to use its power to affect the amount of those returns.

The adoption does not change any of the control conclusions reached by the Group in respect of its involvement with other entities as at 1 January 2012.

財務報表附註

Notes to the Financial Statements

2 主要會計政策概述(續)

2.2 新訂及經修訂香港財務報告準則的影響(續)

香港財務報告準則第12號「其他實體權益之披露」

香港財務報告準則第12號對有關適用於實體於附屬公司、聯營公司及不被綜合計算的結構性實體之權益的披露要求整合成一項單一準則。香港財務報告準則第12號的披露要求一般上都較以前不同準則更為全面。本集團已在附註29及附註34中披露此等準則適用於本集團的範圍。

香港財務報告準則第13號「釐定公平價值」

香港財務報告準則第13號引入一項單一計算公平價值的指引，以取締在個別香港財務報告準則的現行指引。香港財務報告準則第13號亦包含有關適用於金融工具及非金融工具之全面性披露要求。本集團已在附註4.6及附註4.7中披露此等準則適用於本集團的範圍。

修訂香港財務報告準則第7號「披露—金融資產及金融負債之抵銷」

此修訂引入有關金融資產及金融負債抵銷之新披露要求。該等新披露要求所有已確認金融工具按照香港會計準則第32號「金融工具—呈報」及受有約束力的主要淨額協議或包含類同金融工具及交易之類同協議作抵銷，無論該金融工具是否按照香港會計準則第32號作抵銷。本集團已在附註45中就此等準則適用於本集團的範圍增加披露關於金融資產及金融負債抵銷的資料。

2 SUMMARY OF SIGNIFICANT ACCOUNTING POLICIES (continued)

2.2 Impact of new and revised Hong Kong Financial Reporting Standards (continued)

HKFRS 12, Disclosure of interests in other entities

HKFRS 12 brings together into a single standard all the disclosure requirements relevant to an entity's interests in subsidiaries, associates and unconsolidated structured entities. The disclosures required by HKFRS 12 are generally more extensive than those previously required by the respective standards. To the extent that the requirements are applicable to the Group, the Group has provided those disclosures in notes 29 & notes 34.

HKFRS 13, Fair value measurement

HKFRS 13 replaces existing guidance in individual HKFRSs with a single source of fair value measurement guidance. HKFRS 13 also contains extensive disclosure requirements about fair value measurements for both financial instruments and non-financial instruments. To the extent that the requirements are applicable to the Group, the Group has provided those disclosures in notes 4.6 and 4.7.

Amendments to HKFRS 7 – Disclosures – Offsetting financial assets and financial liabilities

The amendments introduce new disclosures in respect of offsetting financial assets and financial liabilities. Those new disclosures are required for all recognised financial instruments that are set off in accordance with HKAS 32, Financial instruments: Presentation and those that are subject to an enforceable master netting arrangement or similar agreement that covers similar financial instruments and transactions, irrespective of whether the financial instruments are set off in accordance with HKAS 32. To the extent that the requirements are applicable to the Group, the group has expanded its disclosures about the offsetting of financial assets and financial liabilities in note 45.

財務報表附註

Notes to the Financial Statements

2 主要會計政策概述(續)

2.3 已頒布但尚未生效的香港財務報告準則的影響

香港會計師公會已發出多項截至二零一三年十二月三十一日止年度仍未生效的經修訂及新訂準則。本集團並未於財務報表內採用此等準則。主要之變動概述如下：

- 香港會計準則第32號 (修訂) 香港會計準則第32號「金融工具：呈列－抵銷金融資產及金融負債」的修訂¹
- 香港會計準則第39號 (修訂) 香港會計準則第39號「衍生工具之債務更替及對沖會計之延續」的修訂¹
- 香港財務報告準則第9號 金融工具²
- 香港財務報告準則第10號、香港財務報告準則第12號及香港會計準則第27號(二零一二年) (修訂) 香港財務報告準則第10號、香港財務報告準則第12號及香港會計準則第27號(二零一二年)「投資實體」的修訂¹

¹ 於二零一四年一月一日或之後開始的年度期間生效

² 沒有指定生效日期

香港會計準則第32號(修訂)為抵銷金融資產及金融負債釐清「目前具有合法可行使執行抵銷權利」的釋義。該等修訂亦釐清香港會計準則第32號的抵銷標準可應用於結算系統(例如中央結算所系統)，而該系統乃採用非同步的總額結算機制。本集團預期自二零一四年一月一日起採納該等修訂。本集團現時正評估此等釐清之影響，但截至刊發此等綜合財務報表日期仍未能量化該等影響。

香港會計準則第39號(修訂)訂明，於指定為對沖工具之衍生工具債務更替符合若干條件時，提供延續對沖會計法之選擇。此等修訂是因應多個司法權區之法律作出可能導致場外衍生工具廣泛地進行債務更替之修訂而發出。香港財務報告準則第9號金融工具亦加入了類似之選擇。本集團預計由二零一四年一月一日起採納該等修訂。根據我們之初步評估，我們不預期該等修訂會對本集團之綜合財務報表有任何重大影響。

2 SUMMARY OF SIGNIFICANT ACCOUNTING POLICIES (continued)

2.3 Impact of issued but not yet effective HKFRSs

The HKICPA has issued a number of amendments and new standards which are not yet effective for the year ended 31 December 2013 and which have not been adopted in the financial statements. Key changes are summarised as follows:

- HKAS 32 Amendments Amendments to HKAS 32 Financial Instruments: Presentation – Offsetting Financial Assets and Financial Liabilities¹
- HKAS 39 Amendments Amendments to HKAS 39 Novation of derivatives and continuation of hedge accounting Financial Instruments¹
- HKFRS 9 Financial Instruments²
- HKFRS 10, HKFRS 12 and HKAS 27 (2012) Amendments Amendments to HKFRS 10, HKFRS 12 and HKAS 27 (2012) – Investment Entities¹

¹ effective for annual periods beginning on or after 1 January 2014

² unspecified effective date

HKAS 32 Amendments clarify the meaning of “currently has a legally enforceable right to set-off” for offsetting financial assets and financial liabilities. The amendments also clarify the application of the offsetting criteria in HKAS 32 to settlement systems (such as central clearing house systems) which apply gross settlement mechanisms that are not simultaneous. The Group expects to adopt the amendments from 1 January 2014. The Group is currently assessing the impact of these clarifications but it is impracticable to quantify its effect as at the date of publication of these consolidated financial statements.

HKAS 39 Amendments provide relief from discontinuing hedge accounting when novation of a derivative designated as a hedging instrument meets certain criteria. The amendments were issued in response to legislative changes across many jurisdictions that would lead to the widespread novation of over-the-counter derivatives. Similar relief will be included in HKFRS 9, Financial instruments. The Group expects to adopt the amendments from 1 January 2014. Based on our initial assessment, we do not expect the amendments to have a material impact on the Group’s consolidated financial statements.

財務報表附註

Notes to the Financial Statements

2 主要會計政策概述(續)

2.3 已頒布但尚未生效的香港財務報告準則的影響(續)

於二零零九年十一月頒布之香港財務報告準則第9號為完全取代香港會計準則第39號「金融工具：確認及計量」的全面計劃之第一階段第一部分。此階段針對金融資產之分類及計量。實體須根據該實體管理金融資產之業務模式及金融資產之合約現金流特性，將金融資產分類為其後按攤銷成本或公平價值計量，而非將金融資產分為四類，此旨在改善及簡化香港會計準則第39號規定之金融資產分類及計量方法。

香港會計師公會於二零一零年十一月就金融負債頒布香港財務報告準則第9號之新增規定，並將香港會計準則第39號金融工具的現有終止確認原則納入香港財務報告準則第9號內。大部分新增規定與香港會計準則第39號一致，維持不變，而變動僅影響透過公平價值選擇以公平價值計入損益的金融負債之計量。就該等公平價值選擇負債而言，由信用風險變動而產生的負債公平價值變動金額，必須於其他全面收益中呈列。除非於其他全面收益中就負債之信用風險呈列公平價值變動，會於損益中產生或擴大會計差異，否則其餘公平價值變動金額於損益呈列。然而，新增規定並不涵蓋按公平價值選擇計入之貸款承諾及財務擔保合約。香港財務報告準則第9號旨在全面取代香港會計準則第39號。於全面取代前，香港會計準則第39號於金融資產之對沖會計及減值方面的指引繼續適用。

於二零一二年十一月，香港會計師公會頒布香港財務報告準則第9號「金融工具」(對沖會計法以及對香港財務報告準則第9號、香港財務報告準則第7號及香港會計準則第39號之修訂)修訂了香港財務報告準則第9號，加入全新一般對沖會計法模式，准許就指定以公平價值經收益表入賬金融負債之自有信貸採用公平價值變動處理，以及刪除二零一五年一月一日生效日期。香港財務報告準則第9號之新版本並未包括生效日期，但已可供採納(須遵守當地的認可規定)。待該準則完成新減值模式以及落實對分類和計量之任何有限修訂後，將加入生效日期。本集團預期於強制生效日期後採納香港財務報告準則第9號。本集團現時正研究採納香港財務報告準則第9號之作用，但截至刊發此等綜合財務報表日期尚未能量化其影響。本集團將於最終之標準已包括所有階段時按階段量化該等影響。

2 SUMMARY OF SIGNIFICANT ACCOUNTING POLICIES (continued)

2.3 Impact of issued but not yet effective HKFRSs (continued)

HKFRS 9 issued in November 2009 is the first part of phase 1 of a comprehensive project to entirely replace HKAS 39 Financial Instruments: Recognition and Measurement. This phase focuses on the classification and measurement of financial assets. Instead of classifying financial assets into four categories, an entity shall classify financial assets as subsequently measured at either amortised cost or fair value, on the basis of both the entity's business model for managing the financial assets and the contractual cash flow characteristics of the financial assets. This aims to improve and simplify the approach for the classification and measurement of financial assets compared with the requirements of HKAS 39.

In November 2010, the HKICPA issued additions to HKFRS 9 to address financial liabilities (the "Additions") and incorporated in HKFRS 9 the current derecognition principles of financial instruments of HKAS 39. Most of the Additions were carried forward unchanged from HKAS 39, while changes were made to the measurement of financial liabilities designated at fair value through profit or loss using the fair value option ("FVO"). For these FVO liabilities, the amount of change in the fair value of a liability that is attributable to changes in credit risk must be presented in other comprehensive income ("OCI"). The remainder of the change in fair value is presented in profit or loss, unless presentation of the fair value change in respect of the liability's credit risk in OCI would create or enlarge an accounting mismatch in profit or loss. However, loan commitments and financial guarantee contracts which have been designated under the FVO are scoped out of the Additions. HKAS 39 is aimed to be replaced by HKFRS 9 in its entirety. Before this entire replacement, the guidance in HKAS 39 on hedge accounting and impairment of financial assets continues to apply.

On November 2012, the HKICPA issued HKFRS 9 Financial Instruments (Hedge Accounting and amendments to HKFRS 9, HKFRS 7 and HKAS 39) amending HKFRS 9 to include the new general hedge accounting model, allow adoption of the treatment of fair value changes due to own credit on liabilities designated at fair value through profit or loss, and remove the 1 January 2015 effective date. The new version of HKFRS 9 does not include an effective date but is available for adoption (subject to local endorsement requirements). An effective date will be added once the standard is complete with a new impairment model and finalisation of any limited amendments to classification and measurement. The Group expects to adopt HKFRS 9 upon the mandatory effective date. The Group is presently studying the implications of applying HKFRS 9 but it is impracticable to quantify its effect as at the date of publication of these consolidated financial statements. The Group will quantify the effect in conjunction with other phases, when the final standard including all phases is issued.

財務報表附註

Notes to the Financial Statements

2 主要會計政策概述(續)

2.3 已頒布但尚未生效的香港財務報告準則的影響(續)

於二零一二年十月發出對香港財務報告準則第10號、香港財務報告準則第12號及香港會計準則第27號「投資實體」之修訂引入所有附屬公司須予綜合之豁免原則。該等修訂要求本身為投資實體之母公司以公平價值經收益表計量於附屬公司之投資，而非於其綜合財務報表內綜合所有附屬公司。此等修訂由二零一四年一月一日或之後之年度期間起生效，並允許提早採納。本集團預期二零一四年一月一日起採納此等修訂。根據我們之初步評估，我們不預期該等修訂會對本集團之綜合財務報表有任何重大影響。

2.4 綜合基準

綜合財務報表包括本銀行及其附屬公司及應佔其聯營公司之業績及儲備(統稱「本集團」)截至二零一三年十二月三十一日止年度之財務報表。

(a) 附屬公司

附屬公司為本銀行直接或間接控制董事會之組成，超過半數投票權或持有過半數已發行股本，或本銀行有權對財務與經營政策實施主導性影響之公司。年內所收購或出售之附屬公司之業績已自收購生效日起或截至出售生效日為止(如適用)計入綜合收益表內。

集團成員公司間所有交易及結餘已在綜合財務報表內對銷。

業務合併乃以收購法入賬。轉讓之代價乃以收購日期的公平價值計算，該公平價值為本集團轉讓的資產於收購日期的公平價值、本集團自被收購方的前擁有人承擔的負債，以及本集團發行以換取被收購方控制權的股本權益的總和。於各業務合併中，收購方以公平價值或被收購方可識別資產淨值的應佔比例，計算於被收購方的非控股權益。收購相關成本於產生時扣除。

2 SUMMARY OF SIGNIFICANT ACCOUNTING POLICIES (continued)

2.3 Impact of issued but not yet effective HKFRSs (continued)

Amendments to HKFRS 10, HKFRS 12 and HKAS 27 “Investment Entities” issued in October 2012 introduced an exception to the principle that all subsidiaries shall be consolidated. The amendments require a parent that is an investment entity to measure its investments in particular subsidiaries at fair value through profit or loss instead of consolidating all subsidiaries in its consolidated financial statements. The amendments are effective from annual periods on or after 1 January 2014 with early adoption permitted. The Group expects to adopt the amendments from 1 January 2014. Based on our initial assessment, we do not expect the amendments to have a material impact on the Group’s consolidated financial statements.

2.4 Basis of consolidation

The consolidated financial statements include the financial statements of the Bank and its subsidiaries and attributable share of results and reserves of its associate (collectively referred to as the “Group”) for the year ended 31 December 2013.

(a) Subsidiaries

Subsidiaries are those entities in which the Bank, directly or indirectly, controls the composition of the Board of Directors, controls more than half of the voting power or holds more than half of the issued share capital; or over which the Bank has a contractual right to exercise a dominant influence with respect to that entity’s financial and operating policies. The results of subsidiaries acquired or disposed of during the year are included in the consolidated income statement from the effective date of acquisition or up to the effective date of disposal, as appropriate.

All intra-group transactions and balances are eliminated on consolidation.

Business combinations are accounted for using the acquisition method. The consideration transferred is measured at the acquisition date fair value which is the sum of the acquisition date fair values of assets transferred by the Group, liabilities assumed by the Group to the former owners of the acquiree and the equity interests issued by the Group in exchange for control of the acquiree. For each business combination, the acquirer measures the non-controlling interest in the acquiree either at fair value or at the proportionate share of the acquiree’s identifiable net assets. Acquisition related costs are expensed as incurred.

財務報表附註

Notes to the Financial Statements

2 主要會計政策概述(續)

2.4 綜合基準(續)

(a) 附屬公司(續)

當本集團收購一項業務時，會根據合約條款、於收購日期的經濟環境及相關條件，評估將承接的金融資產及負債，以作出適合的分類及指定，其中包括將被收購方主合約中的嵌入式衍生工具分開。

倘業務合併是分階段進行，先前持有的股權按收購日期的公平價值重新計量，任何由此產生的溢利或虧損於損益確認。

由收購方將予轉讓的任何或然代價將於收購日期按公平價值確認。分類為金融工具且在香港會計準則第39號範圍內一項資產或負債的或然代價按公平價值計量，相關公平價值的變動則於損益確認或作為其他全面收益的變動。倘或然代價並非在香港會計準則第39號的範圍內，則按合適的香港財務報告準則計量。分類為權益的或然代價不會重新計量，而其後結算於權益中入賬。

倘本集團失去附屬公司的控制權，則會取消確認(i)該附屬公司的資產(包括商譽)及負債；(ii)任何非控股權益的賬面值；及(iii)計入股東權益的累計匯兌差額；並且確認(i)已收代價的公平價值；(ii)任何獲保留投資的公平價值；及(iii)計入損益的任何盈餘或虧蝕。先前於其他全面收益已確認的本集團應佔成份，乃視乎情況重新分類至損益或保留溢利。

對附屬公司所有權權益的變動但並未失去其控制權時應以股權交易入賬。

附屬公司之業績以已收及應收股息計入本銀行之收益表。本銀行於附屬公司之投資按成本減任何減值損失列賬。

2 SUMMARY OF SIGNIFICANT ACCOUNTING POLICIES (continued)

2.4 Basis of consolidation (continued)

(a) Subsidiaries (continued)

When the Group acquires a business, it assesses the financial assets and liabilities assumed for appropriate classification and designation in accordance with the contractual terms, economic circumstances and pertinent conditions as at the acquisition date. This includes the separation of embedded derivatives in host contracts by the acquiree.

If the business combination is achieved in stages, previously held equity interest is remeasured at its acquisition date fair value and any resulting gain or loss is recognised in profit or loss.

Any contingent consideration to be transferred by the acquirer is recognised at fair value at the acquisition date. Contingent consideration classified as an asset or liability that is a financial instrument and within the scope of HKAS 39 is measured at fair value with changes in fair value either recognised in profit or loss or as change to other comprehensive income. If the contingent consideration is not within the scope of HKAS 39, it is measured in accordance with the appropriate HKFRS. Contingent consideration that is classified as equity is not remeasured and subsequent settlement is accounted for within equity.

If the Group loses control over a subsidiary, it derecognises (i) the assets (including goodwill) and liabilities of the subsidiary, (ii) the carrying amount of any non-controlling interest and (iii) the cumulative translation differences recorded in equity; and recognises (i) the fair value of the consideration received, (ii) the fair value of any investment retained and (iii) any resulting surplus or deficit in profit or loss. The Group's share of components previously recognised in other comprehensive income is reclassified to profit or loss or retained profits, as appropriate.

A change in the ownership interest of a subsidiary, without a loss of control, is accounted for as an equity transaction.

The results of subsidiaries are included in the Bank's income statement to the extent of dividends received and receivable. The Bank's investments in subsidiaries are stated at cost less any impairment losses.

財務報表附註

Notes to the Financial Statements

2 主要會計政策概述(續)

2.4 綜合基準(續)

(b) 聯營公司

聯營公司為附屬公司或共同控制實體以外，且本集團一般持有其股本投票權不少於20%權益作長期投資而對其管理有重大影響力之公司。

本集團於聯營公司之權益按本集團根據權益會計法分佔之資產淨值減任何減值損失，計入綜合財務狀況表。本集團分佔聯營公司之收購後業績及儲備分別計入綜合收益表及綜合儲備內。因本集團與其聯營公司進行之交易而產生之未變現收益及虧損以本集團於聯營公司之投資為限予以對銷，惟如未變現虧損有證據證明所轉讓資產出現減值則除外。因收購聯營公司產生之商譽計入為本集團於聯營公司之權益之一部分，且不會單獨進行減值測試。

聯營公司之業績以已收及應收股息計入本銀行之收益表。本銀行於聯營公司之投資視為非流動資產及按成本減任何減值損失列賬。

為符合監管匯報的要求，計算本集團綜合資本充足比率之綜合基準載於「附加財務資料」之附註1內。

2.5 利息收入及支出

所有附息金融工具之利息收入及支出乃採用實際利率法於收益表確認。

實際利率法是一種計算金融資產或金融負債攤銷成本，以及於相關期間分配利息收入及利息支出之方法。實際利率是可準確將金融工具在預計年內產生之未來現金支出或收入折算為現值，或(如適用)在較短期內折算為該金融資產或金融負債賬面值之利率。當計算實際利率時，本集團在估計現金流時須考慮金融工具(例如預付選擇權)之所有合約條款，但不包括未來信貸損失。實際利率組成部分之計算包括所有合約對手之間所支付或收取之收費及利率差價、交易成本及其他所有溢價或折扣。

2 SUMMARY OF SIGNIFICANT ACCOUNTING POLICIES (continued)

2.4 Basis of consolidation (continued)

(b) Associate

An associate is an entity, not being a subsidiary or a jointly-controlled entity, in which the Group has a long term interest of generally not less than 20% of the equity voting rights and over which it is in a position to exercise significant influence.

The Group's interests in associate are stated in the consolidated statement of financial position at the Group's share of net assets under the equity method of accounting, less any impairment losses. The Group's share of the post-acquisition results and reserves of associate is included in the consolidated income statement and consolidated reserves, respectively. Unrealised gains and losses resulting from transactions between the Group and its associate are eliminated to the extent of the Group's interest in the associate, except where unrealised losses provide evidence of an impairment of the asset transferred. Goodwill arising from the acquisition of associate is included as part of the Group's interests in associate and is not individually tested for impairment.

The results of associate are included in the Bank's income statement to the extent of dividends received and receivable. The Bank's investments in associate are treated as non-current assets and are stated at cost less any impairment losses.

For regulatory reporting, the basis of consolidation for calculation of consolidated capital adequacy ratio of the Group is set out in Note 1 of the "Supplementary Financial Information" section.

2.5 Interest income and expense

Interest income and expense are recognised in the income statement for all interest-bearing financial instruments using the effective interest method.

The effective interest method is a method of calculating the amortised cost of a financial asset or a financial liability and of allocating the interest income or interest expense over the relevant period. The effective interest rate is the rate that exactly discounts estimated future cash payments or receipts over the expected life of the financial instrument or, when appropriate, a shorter period to the net carrying amount of the financial asset or financial liability. When calculating the effective interest rate, the Group estimates cash flows considering all contractual terms of the financial instrument (for example, prepayment options) but does not consider future credit losses. The calculation includes all fees and points paid or received between parties to the contract that are an integral part of the effective interest rate, transaction costs and all other premiums or discounts.

財務報表附註

Notes to the Financial Statements

2 主要會計政策概述(續)

2.5 利息收入及支出(續)

若金融資產或一組相類之金融資產之價值因減值損失而被撇減，計算利息收入時則以計算減值損失時用以折現未來現金流量之利率確認。

2.6 非利息收入

費用及佣金收入及支出

費用及佣金一般當提供有關服務時按應計基準確認。有關很可能被提取之貸款之貸款承擔費用予以遞延(連同相關直接成本)，並確認為對該貸款實際利率之調整。銀團貸款費是在銀團貸款完成後，而本集團沒有為本身保留任何該貸款組合，或所保留之部分貸款與其他參與方之實際利率相同時，確認為收入。

組合及其他管理諮詢及服務費一般按時間比例基準，根據適用服務合約確認。

淨交易收入

淨交易收入包括所有分類為持作交易及備供銷售用途之金融資產及金融負債公平價值變動之損益。衍生工具公平價值變動產生之損益，以附註2.10所載之會計政策所述者為限列報為「淨交易收入」。

外匯買賣及其他交易之損益亦列報為「淨交易收入」，惟根據載於附註2.15之會計政策於匯兌儲備確認之外幣換算之損益除外。

股息收入

股息乃於本集團收取付款之權利確定時於收益表確認。

2 SUMMARY OF SIGNIFICANT ACCOUNTING POLICIES (continued)

2.5 Interest income and expense (continued)

Once a financial asset or a group of similar financial assets has been written down as a result of an impairment loss, an interest income is recognised using the rate of interest used to discount the future cash flows for the purpose of measuring the impairment loss.

2.6 Non-interest income

Fee and commission income and expense

Fees and commissions are generally recognised on an accrual basis when the service has been provided. Commitment fees for loans that are likely to be drawn down are deferred (together with related direct costs) and recognised as an adjustment to the effective interest rate on the loan. Loan syndication fees are recognised as revenue when the syndication has been completed and the Group retained no part of the loan package for itself or retained a part at the same effective interest rate as the other participants.

Portfolio and other management advisory and service fees are recognised based on the applicable service contracts, usually on a time- apportionate basis.

Net trading income

Net trading income comprises all gains and losses from changes in the fair value of financial assets and financial liabilities classified as held for trading and available for sale. Gains or losses arising from changes in fair value of derivatives to the extent as described in the accounting policy set out in Note 2.10 are reported as “Net trading income”.

Gains and losses on foreign exchange trading and other transactions are also reported as “Net trading income” except for those gains and losses on translation of foreign currencies recognised in the foreign exchange reserve in accordance with the accounting policy set out in Note 2.15.

Dividend income

Dividends are recognised in the income statement when the Group’s right to receive payment is established.

財務報表附註

Notes to the Financial Statements

2 主要會計政策概述(續)

2.7 金融資產

初步確認及計量

於香港會計準則第39號範疇之金融資產分類為以公平價值經收益表入賬之金融資產、貸款及應收款項、持有至到期投資及備供銷售金融投資或指定為作實際對沖工具的衍生工具(如適用)。

本集團於初步確認時釐定其金融資產之分類。當金融資產初步確認時按公平價值加交易成本計量，惟以公平價值經收益表入賬之金融資產除外。

金融資產之所有恆常性買賣按交易日期(即本集團買賣該項資產之日期)確認。金融資產之恆常性買賣指買賣須於有關市場規則或慣例設定之時限內交付之金融資產。

本集團之金融資產包括現金及銀行結存、應收賬款及其他應收款項、應收貸款、有報價及無報價金融工具，以及衍生金融工具。

其後計量

金融資產之其後計量視以下分類而定：

- (a) 以公平價值經收益表入賬之金融資產
以公平價值經收益表入賬之金融資產包括持作交易用途之金融資產及於初步確認時指定為以公平價值經收益表入賬之金融資產。倘購入之金融資產主要為短期持作交易用途，則歸類為持作交易用途之金融資產。

衍生工具，包括分開處理之內含衍生工具亦歸類為持作交易用途，除非已指定作為實際對沖工具(定義見香港會計準則第39號)。以公平價值經收益表入賬之金融資產於財務狀況表按公平價值列賬，而公平價值變動淨額於收益表確認。該等公平價值淨額變動並不包含就該等金融資產賺取之任何股息或利息。

指定為以公平價值經收益表入賬之金融資產乃於初步確認日期及只有能夠符合香港會計準則第39號之準則之情況作此指定。

2 SUMMARY OF SIGNIFICANT ACCOUNTING POLICIES (continued)

2.7 Financial assets

Initial recognition and measurement

Financial assets within the scope of HKAS 39 are classified as financial assets at fair value through profit or loss, loans and receivables, held-to-maturity investments and available-for-sale financial investments, or as derivatives designated as hedging instruments in an effective hedge, as appropriate.

The Group determines the classification of its financial assets at initial recognition. When financial assets are recognised initially, they are measured at fair value plus transaction costs, except in the case of financial asset recorded at fair value through profit or loss.

All regular way purchases and sales of financial assets are recognised on the trade date, that is, the date that the Group commits to purchase or sell the asset. Regular way purchases or sales are purchases or sales of financial assets that require delivery of assets within the period generally established by regulation or convention in the marketplace.

The Group's financial assets include cash and bank balances, trade and other receivables, loans receivable, quoted and unquoted financial instruments, and derivative financial instruments.

Subsequent measurement

The subsequent measurement of financial assets depends on their classification as follows:

- (a) *Financial assets at fair value through profit or loss*
Financial assets at fair value through profit or loss include financial assets held for trading and financial assets designated upon initial recognition as at fair value through profit or loss. Financial assets are classified as held for trading if they are acquired for the purpose of sale in the near term.

Derivatives, including separated embedded derivatives, are also classified as held for trading unless they are designated as effective hedging instruments as defined by HKAS 39. Financial assets at fair value through profit or loss are carried in the statement of financial position at fair value net with changes in fair value recognised in the income statement. These net fair value changes do not include any dividends or interest earned on these financial assets.

Financial assets designated at fair value through profit or loss are designated at the date of initial recognition and only if the criteria under HKAS 39 are satisfied.

財務報表附註

Notes to the Financial Statements

2 主要會計政策概述(續)

2.7 金融資產(續)

其後計量(續)

(a) 以公平價值經收益表入賬之金融資產(續)

本集團評估以公平價值經收益表入賬之金融資產(持作交易用途)以估計於短期內將其出售之意圖是否仍適合。當在罕見情況中,交易市場不活躍和管理層出售有關資產之意圖在可預見之將來會發生重大變動,致使此類金融資產無法進行交易,本集團或會謹慎地對其進行重新分類。以公平價值經收益表入賬之金融資產會根據資產性質而重新分類至貸款及應收款項、備供銷售金融投資或持有至到期投資。

就內含於主合約的衍生工具而言,倘若其經濟特徵及風險並不與該等主合約密切相關,且持有主合約並非用作交易或指定以公平價值經收益表入賬,則其列作獨立衍生工具並按公平價值記賬。該等內含式衍生工具按公平價值計量,而公平價值變動於收益表確認。只有當合約變動導致大幅修改將另行需要的現金流量時,方會對合約進行重估。

(b) 貸款及應收款項

貸款及應收款項(包括現金及短期資金、在銀行同業及其他金融機構之存款及貸款、商業票據以及客戶和銀行同業之貸款)為有固定或可確定付款之非衍生金融資產,此等資產並沒有在活躍市場報價。於初步計量後,該等資產其後按使用實際利率法之已攤銷成本減任何減值撥備計量。

已攤銷成本乃經計及任何收購折讓或溢價後計算,包括屬實際利率整體一部分的費用或成本。實際利率攤銷包括在收益表的淨利息收入內。減值損失於收益表內確認。

2 SUMMARY OF SIGNIFICANT ACCOUNTING POLICIES (continued)

2.7 Financial assets (continued)

Subsequent measurement (continued)

(a) *Financial assets at fair value through profit or loss (continued)*

The Group evaluates its financial assets at fair value through profit or loss (held for trading) to assess whether the intent to sell them in the near term is still appropriate. When, in rare circumstance, the Group is unable to trade these financial assets due to inactive markets and management's intent to sell them in the foreseeable future significantly changes, the Group may elect to reclassify these financial assets. The reclassification from financial assets at fair value through profit or loss to loans and receivables, available-for-sale financial investments or held-to-maturity investments depends on the nature of the assets.

Derivatives embedded in host contracts are accounted for as separate derivatives and recorded at fair value if their economic characteristics and risks are not closely related to those of the host contracts and the host contracts are not held for trading or designated at fair value through profit or loss. These embedded derivatives are measured at fair value with changes in fair value recognised in the income statement. Reassessment only occurs if there is a change in the terms of the contract that significantly modifies the cash flows that would otherwise be required.

(b) *Loans and receivables*

Loans and receivables, including cash and short-term funds, placements with and advances to banks and other financial institutions, trade bills and loans and advances to customers and banks, are non-derivative financial assets with fixed or determinable payments that are not quoted in an active market. After initial measurement, such assets are subsequently measured at amortised cost using the effective interest rate method less any allowance for impairment.

Amortised cost is calculated taking into account any discount or premium on acquisition and includes fees or costs that are an integral part of the effective interest rate. The effective interest rate amortisation is included in net interest income in the income statement. The loss arising from impairment is recognised in the income statement.

財務報表附註

Notes to the Financial Statements

2 主要會計政策概述(續)

2.7 金融資產(續)

其後計量(續)

(c) 持有至到期投資

付款金額固定或可以確定及有固定到期日且本集團管理層有明確意向及能力持有至到期非衍生金融資產乃分類為持有至到期投資。持有至到期投資其後按已攤銷成本減任何減值撥備計量。已攤銷成本乃經計及任何收購折讓或溢價以及屬實際利率整體一部分之費用或成本後而計算。實際利率攤銷包括在收益表之淨利息收入內。減值損失於收益表內確認。如本集團出售或重新分類(持有至到期投資金額可忽略不計則除外)，則整個類別將受影響並重新分類為備供銷售。

(d) 備供銷售金融投資

備供銷售金融投資為於上市及非上市股票投資及債券之非衍生金融資產。分類為備供銷售之股本投資指既未分類為持作交易用途亦未指定以公平價值經收益表入賬之投資。於此類別中之債券指擬持作不確定期限且可因應流動資金需要或市況變動予以出售之證券。

於初步確認後，備供銷售金融投資其後按公平價值計量，而未變現收益或虧損在投資取消確認(此時累計收益或虧損於收益表之其他收益內確認)或投資釐定為減值(此時累計收益或虧損由備供銷售投資重估儲備重新分類至收益表)前，作為其他全面收益於備供銷售金融投資重估儲備內列賬。持有備供銷售金融投資所賺取之利息及股息分別呈報為利息收入及股息收入，並於收益表確認為「淨利息收入」及「來自金融投資之股息收入」。

當非上市股票證券之公平價值因(i)合理公平價值估計之波幅對該項投資而言過闊或(ii)於此範圍內各項估計之可能性於估計公平價值時不能可靠地予以評估及使用，而不能可靠地計量時，該等證券按成本減任何減值損失列賬。

2 SUMMARY OF SIGNIFICANT ACCOUNTING POLICIES (continued)

2.7 Financial assets (continued)

Subsequent measurement (continued)

(c) Held-to-maturity investments

Non-derivative financial assets with fixed or determinable payments and fixed maturity are classified as held to maturity when the Group has the positive intention and ability to hold to maturity. Held-to-maturity investments are subsequently measured at amortised cost less any allowance for impairment. Amortised cost is calculated by taking into account any discount or premium on acquisition and fees or costs that are an integral part of the effective interest rate. The effective interest rate amortisation is included in net interest income in the income statement. The loss arising from impairment is recognised in the income statement. Where the Group to sell or reclassify other than an insignificant amount of held-to-maturity investments, the entire category would be tainted and reclassified as available-for-sale.

(d) Available-for-sale financial investments

Available-for-sale financial investments are non-derivative financial assets in listed and unlisted equity investments and debt securities. Equity investments classified as available-for-sale are those which are neither classified as held for trading nor designated at fair value through profit or loss. Debt securities in this category are those which are intended to be held for an indefinite period of time and which may be sold in response to needs for liquidity or in response to changes in the market conditions.

After initial recognition, available-for-sale financial investments are subsequently measured at fair value, with unrealised gains or losses recognised as other comprehensive income in the available-for-sale financial investment revaluation reserve until the investment is derecognised, at which time the cumulative gain or loss is recognised in the income statement in other income, or until the investment is determined to be impaired, when the cumulative gain or loss is reclassified from the available-for-sale investment revaluation reserve to the income statement. Interest and dividends earned whilst holding the available-for-sale financial investments are reported as interest income and dividend income, respectively and are recognised in the income statement as "net interest income" and "dividend income from financial investments".

When the fair value of unlisted equity investments cannot be reliably measured because (i) the variability in the range of reasonable fair value estimates is significant for that investment or (ii) the probabilities of the various estimates within the range cannot be reasonably assessed and used in estimating fair value, such investments are stated at cost less any impairment losses.

財務報表附註

Notes to the Financial Statements

2 主要會計政策概述(續)

2.7 金融資產(續)

其後計量(續)

(d) 備供銷售金融投資(續)

本集團根據在短期內將備供銷售金融投資出售之能力及意圖是否仍然適用而評估其有關資產。當在罕見情況中，交易市場不活躍及管理層出售有關資產之意圖在可預見之將來會發生重大變動，致使此類金融資產無法進行交易，本集團或會謹慎地對其進行重新分類。若金融資產符合貸款及應收款項之定義並且本集團在可預見之將來有能力將其持有或持有至到期，則允許將其重新分類為貸款及應收款項。只有在本集團有能力及意圖持有金融資產至到期日時，才能將其重新分類為持有至到期類別。

當某項金融資產在備供銷售類別中重新分出時，於重新分類日期之公平價值賬面值將成為其經攤銷之新成本，而與該資產相關之原計入儲備之收益或損失，在投資之剩餘年限按照實際利率攤銷至收益表。經攤銷之新成本與到期金額之間之差額亦應在該資產之剩餘年限按照實際利率攤銷。倘該資產其後釐定減值，原計入儲備之金額則重新分類至收益表。

(e) 取消確認金融資產

金融資產在以下情況下取消確認：

- 從該資產取得現金流量之權利已過期；或
- 本集團已轉讓從該資產收取現金流量之權利，或根據一項「通過」安排，在未有嚴重延緩第三方之情況下，已就有關權利悉數承擔支付收取現金流量之責任；且(a)本集團已轉讓資產之絕大部分風險及回報，或(b)本集團未轉讓或承擔資產之絕大部分風險及回報，但已轉讓資產之控制權。

2 SUMMARY OF SIGNIFICANT ACCOUNTING POLICIES (continued)

2.7 Financial assets (continued)

Subsequent measurement (continued)

(d) Available-for-sale financial investments (continued)

The Group evaluates whether the ability and intention to sell its available-for-sale financial investments in the near term are still appropriate. When, in rare circumstances, the Group is unable to trade these financial assets due to inactive markets and management's intent to do so significantly changes in the foreseeable future, the Group may elect to reclassify these financial assets. Reclassification to loans and receivables is permitted when the financial assets meet the definition of loans and receivables and the Group has the intent and ability to hold these assets for the foreseeable future or to maturity. Reclassification to the held-to-maturity category is permitted only when the group has the ability and intent to hold until the maturity date of the financial asset.

For a financial asset reclassified from the available-for-sale category, the fair value carrying amount on the date of reclassification becomes its new amortised cost and any previous gain or loss on that asset that has been recognised in reserve is amortised to the income statement over the remaining life of the investment using the effective interest rate. Any difference between the new amortised cost and the maturity amount is also amortised over the remaining life of the asset using the effective interest rate. If the asset is subsequently determined to be impaired, then the amount recorded in reserve is reclassified to the income statement.

(e) Derecognition of financial assets

A financial asset is derecognised when:

- the rights to receive cash flows from the asset have expired; or
- the Group has transferred its rights to receive cash flows from the asset, or has assumed an obligation to pay in full without material delay to a third party under a "pass through" arrangement; and either (a) the Group has transferred substantially all the risks and rewards of the asset, or (b) the Group has neither transferred nor retained substantially all the risks and rewards of the assets, but has transferred control of the asset.

財務報表附註

Notes to the Financial Statements

2 主要會計政策概述(續)

2.7 金融資產(續)

其後計量(續)

(e) 取消確認金融資產(續)

倘若本集團已轉讓其取得某項資產的現金流的權利，或已訂立一項通過安排，則會評估其是否保留資產擁有權之風險及回報以及保留之程度如何。當未轉讓該項資產之絕大部分風險及回報，亦未轉讓對該項資產之控制權，則該項資產以本集團於其中持續參與之部分為限予以確認。於此情況下，本集團亦確認相關負債。已轉讓資產及相關負債按反映本集團所保留權利及責任之基準計量。

以所轉讓的資產設立的擔保為表現形式的持續參與，按該項資產原有賬面值與本集團可被要求償付之最高代價金額兩者中較低者計量。

(f) 公平價值

於活躍市場買賣的金融工具公平價值乃參考市場報價或證券商報價(好倉的買入價及淡倉的賣出價)釐定，且未扣除任何交易成本。就無活躍市場的金融工具而言，使用合適的估值技術釐定公平價值。本集團會採用估值方法訂出公平價值。有關方法包括採用近期按公平原則進行之市場交易、參考另一項大致相同的工具的目前市場價值、現金流量折現分析及經改進以反映發行人特殊情況之期權定價模式釐定公平價值。

2.8 金融資產減值

本集團會於各報告期結束時評估是否存在客觀證據證明某項金融資產或金融資產組別出現減值。減值之客觀證據為因應一宗或多宗於初步確認資產後產生之事件(「虧損事件」)，而該宗(或該等)虧損事件對該項或該組金融資產之估計未來現金流量構成之影響可以可靠地作出估計。

2 SUMMARY OF SIGNIFICANT ACCOUNTING POLICIES (continued)

2.7 Financial assets (continued)

Subsequent measurement (continued)

(e) Derecognition of financial assets (continued)

When the Group has transferred its rights to receive cash flows from an asset or has entered into a passthrough arrangement, it evaluates it and to what extent it has retained the risk and rewards of ownership of the asset. When it has neither transferred nor retained substantially all the risks and rewards of the asset nor transferred control of the asset, the asset is recognised to the extent of the Group's continuing involvement in the asset. In that case, the Group also recognises an associated liability. The transferred asset and the associated liability are measured on a basis that reflects the rights and obligations that the Group has retained.

Continuing involvement that takes the form of a guarantee over the transferred asset is measured at the lower of the original carrying amount of the asset and the maximum amount of consideration that the Group could be required to repay.

(f) Fair value

The fair values of financial instruments that are traded in active markets is determined by reference to quoted market prices or dealer price quotations (bid price for long positions and ask price for short positions), without any deduction for transaction costs. For financial instruments where there is no active market, the fair value is determined using appropriate valuation techniques. The Group establishes the fair value by using valuation techniques. Such techniques include using recent arm's length market transactions, reference to the current market value of another instrument which is substantially the same, a discounted cash flow analysis, and option pricing models refined to reflect the issuer's specific circumstances.

2.8 Impairment of financial assets

The Group assesses at the end of each reporting period whether there is objective evidence that a financial asset or a group of financial assets is impaired. A financial asset or a group of financial assets is deemed to be impaired if, and only if, there is objective evidence of impairment as a result of one or more events that occurred after the initial recognition of the asset (an incurred "loss event") and that loss event has an impact on the estimated future cash flows of the financial asset or the group of financial assets that can be reliably estimated.

財務報表附註

Notes to the Financial Statements

2 主要會計政策概述(續)

2.8 金融資產減值(續)

證明某項或某組金融資產減值之客觀證據，包括本集團得悉有關以下虧損事件之可觀察資料：

- 發行人或義務人出現重大財政困難；
- 違反合約，例如逾期支付或拖欠利息或本金；
- 本集團為著與借入人之財政困難有關之經濟或法律理由，給予借入人一項借入人在其他情況下不會考慮之優惠；
- 借入人可能會破產或進行其他財務重組；
- 因為出現財政困難而導致該金融資產失去活躍市場；
- 抵押品價值縮減；
- 降低至投資級別水平以下；或
- 可察覺之資料顯示一組金融資產自首次確認入賬後，其估計未來現金流量出現可計量之下跌，儘管尚未能確認組合內導致有關下跌之個別金融資產，包括該組別之借入人付款狀況出現逆轉；或與該組別資產拖欠情況有關之國家或當地經濟狀況。

(a) *以攤銷成本列賬之金融資產*

對於按攤銷成本列賬的金融資產，本集團首先對單項金額重大的金融資產單獨進行評估是否有客觀減值證據，或對單項金額不重大的金融資產共同進行評估。倘若本集團認定單獨評估的金融資產並不存在客觀減值證據，無論其金額是否重大，其應當包括在具有類似信用風險特性的金融資產組合內進行減值測試。已單獨進行減值測試及已確認減值損失或繼續確認減值損失的金融資產，不應包括在金融資產組合中進行減值測試。

2 SUMMARY OF SIGNIFICANT ACCOUNTING POLICIES (continued)

2.8 Impairment of financial assets (continued)

Objective evidence that a financial asset or a group of financial assets is impaired includes observable data that comes to the attention of the Group about the following loss events:

- significant financial difficulty of the issuer or obligor;
- a breach of contract, such as a default or delinquency in interest or principal payments;
- the Group, for economic or legal reasons relating to the borrower's financial difficulty granting to the borrower, a concession that the lender would not otherwise consider;
- it is becoming probable that the borrower will enter into bankruptcy or other financial reorganisation;
- the disappearance of an active market for that financial asset because of financial difficulties;
- deterioration in the value of collateral;
- downgrading below investment grade level; or
- observable data indicating that there is a measurable decrease in the estimated future cash flows from a group of financial assets since the initial recognition of those assets, although the decrease cannot yet be identified with the individual financial assets in the group, including adverse changes in the payment status of borrowers in the group; or national or local economic conditions that correlate with the defaults on the assets in the group.

(a) *Financial assets carried at amortised cost*

For financial assets carried at amortised cost, the Group first assesses individually whether objective evidence of impairment exists for financial assets that are individually significant, or collectively for financial assets that are not individually significant. If the Group determines that no objective evidence of impairment exists for an individually assessed financial asset, whether significant or not, it includes the asset in a group of financial assets with similar credit risk characteristics and collectively assesses them for impairment. Assets that are individually assessed for impairment and for which an impairment loss is, or continues to be, recognised are not included in a collective assessment of impairment.

財務報表附註

Notes to the Financial Statements

2 主要會計政策概述(續)

2.8 金融資產減值(續)

- (a) 以攤銷成本列賬之金融資產(續)
若有客觀證據證明出現減值損失，則以資產之賬面值，與估計未來現金流量(不包括未產生之未來信貸虧損)之現值兩者之間之差額計算虧損之金額。估計未來現金流量之現值按金融資產原來之實際利率(即按初步確認時計算的實際利率)折現。倘貸款以浮動利率計息，則計量任何減值損失之折現率為現行實際利率。

資產之賬面值透過在準備賬內扣減，虧損金額則於收益表內確認。利息收入在削減的賬面值中持續產生，並採用計算減值損失時用以折現未來現金流量之利率計算。貸款及應收款項連同任何相關準備乃當預期日後實際上不可收回及所有抵押品已變賣或已轉移至本集團時予以撇銷。本集團可實際上以觀察所得市價按工具之公平價值計量減值。

已抵押金融資產之估計日後現金流量現值減去有關獲得及出售抵押品之成本，反映取消贖回權可能產生之現金流量，而不論是否可能取消贖回權。

按組合基準進行減值評估時，金融資產按類同信用風險特點(即本集團考慮資產類別、行業、地區、抵押類別、過往逾時情況及其他相關因素)分類。該等特點反映債務人根據受評估資產之合約條款於所有債務到期時還款之能力，因而與估計該等資產組別之日後現金流量有關。

一組按組合基準進行減值評估之金融資產之日後現金流量，乃按該組別資產之合約現金流量及與該組別資產具相若信用風險特質之資產過往虧損經驗作出估計。過往虧損經驗會根據現時可觀察之資料作調整，以反映並沒有對過往經驗所依據之該期間產生影響之現有狀況之影響，以及消除於過往期間出現但現時並不存在之條件之影響。

2 SUMMARY OF SIGNIFICANT ACCOUNTING POLICIES (continued)

2.8 Impairment of financial assets (continued)

- (a) *Financial assets carried at amortised cost (continued)*
If there is objective evidence that an impairment loss has been incurred, the amount of the loss is measured as the difference between the asset's carrying amount and the present value of estimated future cash flows (excluding future credit losses that have not been incurred). The present value of the estimated future cash flows is discounted at the financial asset's original effective interest rate (i.e., the effective interest rate computed at initial recognition). If a loan has a variable interest rate, the discount rate for measuring any impairment loss is the current effective interest rate.

The carrying amount of the asset is reduced through the use of an allowance account and the amount of the loss is recognised in the income statement. Interest income continues to be accrued on the reduced carrying amount and is accrued using the rate of interest used to discount the future cash flows for the purpose of measuring the impairment loss. Loans and receivables together with any associated allowances are written off when there is no realistic prospect of future recovery and all collateral has been realised or has been transferred to the Group. As a practical expedient, the Group may measure impairment on the basis of an instrument's fair value using an observable market price.

The present value of the estimated future cash flows of a collateralised financial asset less costs for obtaining and selling the collateral reflects the cash flows that may result from foreclosure whether or not the foreclosure is probable.

For the purpose of a collective evaluation of impairment, financial assets are grouped on the basis of similar credit risk characteristics (i.e., on the basis of the Group's grading process that considers asset type, industry, geographical location, collateral type, overdue status and other relevant factors). Those characteristics are relevant to the estimation of future cash flows from groups of such assets by being indicative of the debtors' ability to pay all amounts due according to the contractual terms of the assets being evaluated.

Future cash flows in a group of financial assets that are collectively evaluated for impairment are estimated on the basis of the contractual cash flows of the assets in the Group and the historical loss experience for assets with credit risk characteristics similar to those in the Group. Historical loss experience is adjusted on the basis of current observable data to reflect the effects of current conditions that did not affect the period on which the historical loss experience is based and to remove the effects of conditions in the historical period that do not exist currently.

財務報表附註

Notes to the Financial Statements

2 主要會計政策概述(續)

2.8 金融資產減值(續)

(a) 以攤銷成本列賬之金融資產(續)

財務報表內必須反映資產組別日後現金流量之預期改變，並須與不同期間相關之可觀察資料之變動(如失業率、物業價格、付款情況，或其他可顯示該組別損失之可能性及損失程度之改變)方向一致。本集團定期檢討用作預計日後現金流量之方法及假設，以減低虧損估計與實際虧損之間之差距。

未能收回之貸款將在貸款減值相關之準備中予以撇銷。該等貸款將於完成所有必須程序及確定虧損金額後予以撇銷。倘日後收回過往所撇銷之金額，將在收益表中扣除貸款減值準備。

倘於某一將來之期間，估計減值損失金額因確認減值後發生的事項(例如債務人信貸評級改善)而增加或減少，則透過調整準備賬增加或減少過往確認之減值損失。倘日後撇銷其後收回，則收回金額計入收益表。

(b) 備供銷售金融投資

就備供銷售金融投資而言，本集團於各報告期結束時評估是否有客觀跡象顯示一項投資或一組投資出現減值。

倘備供銷售資產減值，其成本(扣除任何本金付款及攤銷)與其目前公平價值之間的差額減去任何先前已於收益表確認的減值損失乃於其他全面收益中移除並於收益表確認。

2 SUMMARY OF SIGNIFICANT ACCOUNTING POLICIES (continued)

2.8 Impairment of financial assets (continued)

(a) *Financial assets carried at amortised cost* (continued)

Estimates of changes in future cash flows for groups of assets should reflect and be directionally consistent with changes in related observable data from period to period (for example, changes in unemployment rates, property prices, payment status, or other factors indicative of changes in the probability of losses in the group and their magnitude). The methodology and assumptions used for estimating future cash flows are reviewed regularly by the Group to reduce any differences between loss estimates and actual loss experience.

When a loan is uncollectible, it is written off against the related allowances for loan impairment. Such loan is written off after all the necessary procedures have been completed and the amount of the loss has been determined. Subsequent recoveries of amounts previously written off decrease the amount of the allowances for loan impairment in the income statement.

If, in a subsequent period, the amount of the estimated impairment loss increases or decreases because of an event occurring after the impairment was recognised (such as an improvement in the debtor's credit rating), the previously recognised impairment loss is increased or reduced by adjusting the allowance account. If a future write-off is later recovered, the recovery is credited to the income statement.

(b) *Available-for-sale financial investments*

For available-for-sale financial investments, the Group assesses at the end of each reporting period whether there is objective evidence that an investment or a group of investments is impaired.

If an available-for-sale asset is impaired, an amount comprising the difference between its cost (net of any principal payment and amortisation) and its current fair value, less any impairment loss previously recognised in the income statement, is removed from other comprehensive income and recognised in the income statement.

財務報表附註

Notes to the Financial Statements

2 主要會計政策概述(續)

2.8 金融資產減值(續)

(b) 備供銷售金融投資(續)

就列為備供銷售的股本投資而言，客觀跡象包括投資的公平價值大幅或長期跌至低於其成本以下。釐定「重大」或「長期」須行使判斷力。「重大」針對投資的原來成本而評估，而「長期」則針對公平價值低於其原來成本的期間而評估。倘出現減值跡象，則累計虧損(按收購成本與目前公平價值之間差額再減去該項投資先前已於收益表確認的任何減值損失而計量)於其他全面收益中移除及於收益表內確認。對於列為備供銷售的股本工具而言，減值損失不會透過收益表撥回。於減值後增加的公平價值，直接於其他全面收益中確認。

就列為備供銷售的債務工具而言，根據以攤銷成本列賬的金融資產的相同準則評估減值。然而，就減值入賬的數額為攤銷成本與目前公平價值之間差額減去該項投資先前已於收益表確認的任何減值損失而計量。未來利息收入繼續根據資產的經減少賬面值而累計，並且使用用作折現未來現金流量以計量減值損失的利率而累計。利息收入作為部分利息收入入賬。倘債務工具的公平價值增加與於收益表確認減值損失後發生的事件具有客觀關係，則透過收益表撥回有關工具的減值損失。

2.9 金融負債

(a) 以公平價值經收益表入賬之金融負債

此歸類細分為兩個類別：持作交易用途之金融負債，以及指定以公平價值經收益表入賬之金融負債。

於初步確認時指定為以公平價值經收益表入賬之金融負債乃於初步確認日期及只有能夠符合香港會計準則第39號之準則之情況作此指定。

以公平價值經收益表入賬之金融負債(包括本集團本身已發行債券)於訂立時指定為此類別。以公平價值經收益表入賬之金融負債按公平價值列賬，而公平價值變動產生之任何盈虧均於收益表確認。

2 SUMMARY OF SIGNIFICANT ACCOUNTING POLICIES (continued)

2.8 Impairment of financial assets (continued)

(b) Available-for-sale financial investments (continued)

In the case of equity investments classified as available-for-sale, objective evidence would include a significant or prolonged decline in the fair value of an investment below its cost. The determination of what is “significant” or “prolonged” requires judgement. “Significant” is evaluated against the original cost of the investment and “prolonged” against the period in which the fair value has been below its original cost. Where there is evidence of impairment, the cumulative loss – measured as the difference between the acquisition cost and the current fair value, less any impairment loss on that investment previously recognised in the income statement – is removed from other comprehensive income and recognised in the income statement. Impairment losses on equity instruments classified as available-for-sale are not reversed through the income statement. Increases in their fair value after impairment are recognised directly in other comprehensive income.

In the case of debt instruments classified as available-for-sale, impairment is assessed based on the same criteria as financial assets carried at amortised cost. However, the amount recorded for impairment is the cumulative loss measured as the difference between the amortised cost and the current fair value, less any impairment loss on that investment previously recognised in the income statement. Future interest income continues to be accrued based on the reduced carrying amount of the asset and is accrued using the rate of interest used to discount the future cash flows for the purpose of measuring the impairment loss. The interest income is recorded as part of interest income. Impairment losses on debt instruments are reversed through the income statement if the increase in fair value of the instruments can be objectively related to an event occurring after the impairment loss was recognised in the income statement.

2.9 Financial liabilities

(a) Financial liabilities at fair value through profit or loss

This category has two sub-categories: financial liabilities held for trading and those designated at fair value through profit or loss.

Financial liabilities designated upon initial recognition at fair value through profit or loss are designated at the date of initial recognition and only if the criteria of HKAS 39 are satisfied.

Financial liabilities designated as at fair value through profit or loss, including the Group’s own debt securities in issue are designated as such at inception. Financial liabilities designated at fair value through profit or loss are carried at fair value and any gains and losses from changes in fair value are recognised in the income statement.

財務報表附註

Notes to the Financial Statements

2 主要會計政策概述(續)

2.9 金融負債(續)

(a) 以公平價值經收益表入賬之金融負債(續)

倘購入金融負債主要為短期銷售用途，則歸類為持作交易用途。該類別包括本集團所訂立但未被指定為對沖關係之對沖工具(定義見香港會計準則第39號)的衍生金融工具。

就該等金融負債支付之任何利息計入收益表「利息支出」項下。此分類金融負債按公平價值列值，而任何因公平價值變動產生之盈虧均於收益表內確認。

(b) 其他金融負債

其他金融負債初步按公平價值扣除所產生之交易成本確認，及其後以攤銷成本列賬。扣除交易成本後所得款項與贖回價值兩者之差額，均按實際利率法於其他金融負債年期內於收益表確認，惟如折現之影響微不足道，則按成本列賬。相關利息支出在收益表「利息支出」內確認。

(c) 取消確認金融負債

金融負債於負債承擔被解除或取消或到期時即取消確認。

倘現有金融負債被來自同一貸款人條款基本不同之其他金融負債取代，或現有負債之條款被大幅修訂，則該等變動或修訂被當作不再確認原負債及確認新負債處理，原負債與新負債各自賬面值之差額於收益表內確認。

2.10 衍生金融工具及對沖會計處理

衍生工具最初於訂立衍生工具合約之日按公平價值確認，其後按公平價值重新計量。公平價值乃根據活躍市場所報之市價釐定，包括最近市場交易及估值方法(包括現金流量折現模式及期權定價模式)(如適用)。當衍生工具之公平價值為正數時，均作為資產入賬；當公平價值為負數時，則作為負債入賬。

2 SUMMARY OF SIGNIFICANT ACCOUNTING POLICIES (continued)

2.9 Financial liabilities (continued)

(a) *Financial liabilities at fair value through profit or loss (continued)*

Financial liabilities are classified as held for trading if they are acquired for the purpose of selling in the near term. This category includes derivative financial instruments entered into by the Group that are not designated as hedging instruments in hedge relationships as defined by HKAS 39.

Any interests charged on these financial liabilities are included in the income statement under "Interest expense". It is carried at fair value and any gains and losses from changes in fair value are recognised in the income statement.

(b) *Other financial liabilities*

Other financial liabilities are recognised initially at fair value net of transaction costs incurred and are subsequently stated at amortised cost. Any difference between proceeds net of transaction costs and the redemption value is recognised in the income statement over the period of the other financial liabilities using the effective interest method unless the effect of discounting would be immaterial, in which case they are stated at cost. The related interest expense is recognised within "Interest expense" in the income statement.

(c) *Derecognition of financial liabilities*

A financial liability is derecognised when the obligation under the liability is discharged or cancelled or expires.

When an existing financial liability is replaced by another from the same lender on substantially different terms, or the terms of an existing liability are substantially modified, such an exchange or modification is treated as a derecognition of the original liability and a recognition of a new liability, and the difference between the respective carrying amounts is recognised in the income statement.

2.10 Derivative financial instruments and hedge accounting

Derivatives are initially recognised at fair value on the date on which a derivative contract is entered into and are subsequently remeasured at fair value. Fair values are obtained from quoted market prices in active markets, including recent market transactions, and valuation techniques, including discounted cash flow models and option pricing models, as appropriate. All derivatives are carried as assets when fair value is positive and as liabilities when fair value is negative.

財務報表附註

Notes to the Financial Statements

2 主要會計政策概述(續)

2.10 衍生金融工具及對沖會計處理(續)

首次確認衍生工具之公平價值以交易價格(即所給或所收代價之公平價值)為最佳方法,除非該衍生工具之公平價值可按從現有市場上其他相同衍生工具之交易(即未經修訂或改動)比較更好證明或根據變數僅包括從可觀察市場中資料之估值方法計算。如有關證據存在,本集團將於首日確認溢利。

當其他金融工具內含之若干衍生工具之經濟性質及風險與主合約並無密切關係時,而主合約並非以公平價值經收益表入賬,則作為個別衍生工具處理。該等內含衍生工具以公平價值計量,而公平價值變動則於收益表另行確認,除非本集團選擇指定為以公平價值經收益表入賬之混合合約。

符合作對沖會計處理之衍生工具

公平價值收益或虧損結果之確認方法取決於衍生工具是否指定為對沖工具,如屬者則須取決對沖項目性質。本集團指定若干衍生工具為:(i)已確認資產或負債或未確認落實承擔之公平價值之對沖(公平價值對沖);或(ii)歸屬於已確認資產或負債極有可能之未來現金流或預期交易之對沖(現金流對沖)。以此方法指定之衍生工具採納對沖會計方式處理,惟須符合若干條件。

本集團於訂立交易時將訂立文據,訂明對沖工具與所對沖項目之關係,以及其風險管理目標及進行若干對沖交易之策略。

本集團亦於開始對沖時持續將其就用於對沖交易之衍生工具是否對抵銷公平價值變動或所對沖項目的現金流量有顯著成效所進行之評估作出記錄。

(a) 公平價值對沖

被指定及適合作公平價值對沖之衍生工具之公平價值變動,連同與對沖風險相關之對沖資產或負債之任何公平價值變動,於收益表中入賬。

倘對沖不再符合對沖會計處理之標準,則採用實際利率法釐定對沖項目賬面值之調整,於到期前期間在收益表攤銷。倘若取消確認被對沖之項目,則即時於收益表確認未攤銷公平價值調整。

2 SUMMARY OF SIGNIFICANT ACCOUNTING POLICIES (continued)

2.10 Derivative financial instruments and hedge accounting (continued)

The best evidence of the fair value of a derivative at initial recognition is the transaction price (i.e., the fair value of the consideration given or received) unless the fair value of that instrument is better evidenced by comparison with other observable current market transactions in the same instrument (i.e., without modification or repackaging) or based on a valuation technique whose variables include only data from observable markets. When such evidence exists, the Group recognises profits on day one.

Certain derivatives embedded in other financial instruments are treated as separate derivatives when their economic characteristics and risks are not closely related to those of the host contract and the host contract is not carried at fair value through profit or loss. These embedded derivatives are measured at fair value with changes in fair value separately recognised in the income statement unless the Group chooses to designate the hybrid contracts at fair value through profit or loss.

Derivatives that qualify for hedge accounting

The method of recognising the resulting fair value gain or loss depends on whether the derivative is designated as a hedging instrument, and if so, the nature of the item being hedged. The Group designates certain derivatives as either: (i) hedges of the fair value of recognised assets or liabilities or unrecognised firm commitments (fair value hedge); or (ii) hedges of highly probable future cash flows attributable to a recognised asset or liability, or a forecasted transaction (cash flow hedge). Hedge accounting is used for derivatives designated in this way provided certain criteria are met.

The Group documents, at the inception of the transaction, the relationship between hedging instruments and hedged items, as well as its risk management objective and strategy for undertaking various hedge transactions.

The Group also documents its assessment, both at hedge inception and on an ongoing basis, of whether the derivatives that are used in hedging transactions are highly effective in offsetting changes in fair values or cash flows of hedged items.

(a) Fair value hedge

Changes in the fair value of derivatives that are designated and qualify as fair value hedges are recorded in the income statement together with any changes in the fair value of the hedged asset or liability that are attributable to the hedged risk.

If the hedge no longer meets the criteria for hedge accounting, the adjustment to the carrying amount of a hedged item for which the effective interest method is used is amortised to the income statement over the period to maturity. If the hedged item is derecognised, the unamortised fair value adjustment is recognised immediately in the income statement.

財務報表附註

Notes to the Financial Statements

2 主要會計政策概述(續)

2.10 衍生金融工具及對沖會計處理(續)

(b) 現金流對沖

指定並合資格成為現金流量對沖之衍生工具之公平價值如有任何變動，其有效部分均在現金流量對沖儲備中確認為其他全面收益。涉及無效部分之損益即時在收益表中確認。

其他全面收益中確認之金額於對沖項目將會影響損益之期間(例如進行已對沖之預測銷售)在收益表中再次重新處理。

當某項對沖工具到期或出售時，或當對沖安排不再符合對沖會計之條件時，當時存在於其他全面收益中之任何累計損益依舊列作其他全面收益，並在預計交易影響損益時始予入賬。當預計某項預測交易不再進行時，在權益當中呈報之累計損益須即時轉撥至收益表。

不合作對沖會計處理之衍生工具

若干衍生工具並不合作對沖會計處理。任何不合作對沖會計處理之衍生工具之公平價值變動即時於收益表內確認。

2.11 抵銷金融工具

倘且僅倘有現行可予執行的權利抵銷確認金額及計劃以淨額結算，或同時變賣資產以清償負債，金融資產和金融負債互相抵銷，而在財務狀況表內以淨額列示。

2.12 買賣協議

倘承讓人有權根據合約或慣例出售或轉按抵押品時，根據購回協議(「購回協議」)售出之證券在財務報表內歸類為抵押資產；對手方之負債列入在銀行同業及其他金融機構之存款或客戶存款(視乎適合而定)。根據轉售協議(「轉售協議」)購入之證券列為客戶及銀行之貸款或銀行及其他金融機構之存款(視乎適合而定)。

售價與購回價之差額作為利息處理，並採用實際利率法於協議之年期內計算。借予對手方之證券亦保留在財務報表內。

2 SUMMARY OF SIGNIFICANT ACCOUNTING POLICIES (continued)

2.10 Derivative financial instruments and hedge accounting (continued)

(b) Cash flow hedge

The effective portion of changes in the fair value of derivatives that are designated and qualify as cash flow hedges is recognised in other comprehensive income in the cash flow hedge reserve. The gain or loss relating to the ineffective portion is recognised immediately in the income statement.

Amounts recognised in other comprehensive income are recycled to the income statement in the periods in which the hedged item will affect profit or loss (for example, when the forecast sale that is hedged takes place).

When a hedging instrument expires or is sold, or when a hedge no longer meets the criteria for hedge accounting, any cumulative gain or loss existing in other comprehensive income at that time remains in other comprehensive income and is recognised when the forecast transaction affects profit or loss. When a forecast transaction is no longer expected to occur, the cumulative gain or loss that was reported in equity is immediately transferred to the income statement.

Derivatives that do not qualify for hedge accounting

Certain derivative instruments do not qualify for hedge accounting. Changes in the fair value of any derivative instrument that does not qualify for hedge accounting are recognised immediately in the income statement.

2.11 Offsetting financial instruments

Financial assets and financial liabilities are offset and the net amount is reported in the statement of financial position if, and only if, there is currently enforceable right to offset the recognised amounts and there is an intention to settle on a net basis, or to realise the asset and settle the liability simultaneously.

2.12 Sale and repurchase agreements

Securities sold subject to repurchase agreements (“repos”) are reclassified in the financial statements as pledged assets when the transferee has the right by contract or custom to sell or repledge the collateral; the counterparty liability is included in deposits from banks and other financial institutions or deposits from customers, as appropriate. Securities purchased under agreements to resell (“reverse repos”) are recorded as loans and advances to customers and banks or placements with banks and other financial institutions, as appropriate.

The difference between sale and repurchase prices is treated as an interest and accrued over the life of the agreements using the effective interest method. Securities lent to counterparties are also retained in the financial statements.

財務報表附註

Notes to the Financial Statements

2 主要會計政策概述(續)

2.12 買賣協議(續)

借入之證券不在財務報表內確認，除非該等證券出售給第三方(在該情況下，買賣及盈虧包含於交易收益內)。歸還該等證券之責任作為交易負債按公平價值記錄。

2.13 收回資產

已收回抵押資產列作資產負債表外項目並按公平價值列值。在收回減值貸款及墊款時，本集團會通過法庭程序或借款人自願交出擁有權收回抵押品資產。根據本集團附註2.8(a)所載的會計政策，計算減值貸款及墊款之減值準備已計及抵押品資產之可變現淨值。於將收回資產出售後，所收取款額將首次用於沖銷貸款及墊款，直至貸款及墊款全數收回為止，而任何餘額將退還予借款人。

2.14 分部報告

經營分部是實體中符合以下條件的組成部分：
(a)其從事商業活動而可能藉此而賺取收入及錄得支出(包括與同一實體內的其他組成部分進行的交易有關的收入及支出)；(b)其經營業績由該實體的主要營運決策人定期審閱，以決定分配資源到該分類並評估其表現；及(c)可獲提供個別的財務資料。

2.15 外幣換算

(a) 功能及呈列貨幣

本集團旗下各機構之財務報表中所載項目乃採用該機構營運之主要經濟環境所使用之貨幣(「功能貨幣」)計量。綜合財務報表乃以港元呈列。港元乃本銀行之功能及呈列貨幣。

(b) 交易及結餘

外幣交易按交易日現行之匯率換算為功能貨幣。該等交易結算及以外幣結算之貨幣性資產或負債按年終日之匯率換算所產生之匯兌收益及虧損，將於收益表內確認，惟於其他全面收益中遞延為合資格現金流量對沖或合資格淨投資對沖除外。

2 SUMMARY OF SIGNIFICANT ACCOUNTING POLICIES (continued)

2.12 Sale and repurchase agreements (continued)

Securities borrowed are not recognised in the financial statements, unless these are sold to third parties, in which case the purchase and sale are recorded with the gain or loss included in the trading income. The obligation to return them is recorded at fair value as a trading liability.

2.13 Repossessed assets

Reposessed collateral assets are reported as off balance-sheet items and are stated at fair value. In the recovery of impaired loans and advances, the Group may take possession of the collateral assets through court proceedings or voluntary delivery of possession by the borrowers. In accordance with the Group's accounting policy set out in Note 2.8(a), impairment allowances for impaired loans and advances are maintained after taking into account the net realisable value of the collateral assets. On a sale transaction of reposessed assets, the amount received will be used to offset the loans and advances first until they are fully recovered, and any remaining amount will be released to the borrowers.

2.14 Segment reporting

An operating segment is a component of an entity: (a) that engages in business activities from which it may earn revenues and incur expenses (including revenues and expenses relating to transactions with other components of the same entity), (b) whose operating results are regularly reviewed by the entity's chief operating decision maker to make decisions about resources to be allocated to the segment and assess its performance, and (c) for which discrete financial information is available.

2.15 Foreign currency translation

(a) Functional and presentation currency

Items included in the financial statements of each of the Group's entities are measured using the currency of the primary economic environment in which the entity operates (the "functional currency"). The consolidated financial statements are presented in Hong Kong dollars, which is the Bank's functional and presentation currency.

(b) Transactions and balances

Foreign currency transactions are translated into the functional currency using the exchange rates prevailing at the dates of the transactions. Foreign exchange gains and losses resulting from the settlement of such transactions and from the translations at year-end exchange rates of monetary assets and liabilities denominated in foreign currencies are recognised in the income statement, except when deferred in other comprehensive income as qualifying cash flow hedges and qualifying net investment hedges.

財務報表附註

Notes to the Financial Statements

2 主要會計政策概述(續)

2.15 外幣換算(續)

(b) 交易及結餘(續)

按公平價值計量而公平價值變動於收益表確認的非貨幣性項目，如持有以公平價值列入收益表的股本工具之換算差額將作為公平價值收益或虧損之一部分呈報。按公平價值計量而公平價值變動於股東權益確認的非貨幣性項目(如歸類為備供銷售之金融資產之證券)之換算差額則記錄作其他全面收益並列入股東權益內之公平價值儲備。

(c) 集團旗下公司

本集團旗下所有功能與呈列貨幣不同的機構(均無擁有高通脹經濟之功能貨幣)之業績及財務狀況按以下方式換算為呈列貨幣：

- 該等機構之資產及負債按報告期結束時之收市匯率換算；
- 彼等之收益表按平均匯率換算(如果此平均值並非該等交易日期通行匯率的累積效果之合理約數，收入及支出將按交易日期之匯率進行換算)；及
- 所有兌換之差額確認為其他全面收益，並於權益內作為一個獨立項目累計。

於合併財務報表時，換算外國機構淨投資及指定作為對沖該等投資之貸款及其他貨幣工具所產生之兌換差額，分別單獨列入股東權益。倘外國業務被售出，該等兌換差額列作出售所得盈利或虧損之部分在收益表內確認。

因收購外國機構產生之商譽及公平價值調整，被當作該外國機構之資產及負債處理，並按於結算日之匯率換算。

(d) 綜合現金流量表

就綜合現金流量表而言，海外附屬公司之現金流乃按現金流產生當日之匯率換算為港元。海外附屬公司於整個年度之經常性循環現金流按年內之加權平均匯率換算為港元。

2 SUMMARY OF SIGNIFICANT ACCOUNTING POLICIES (continued)

2.15 Foreign currency translation (continued)

(b) Transactions and balances (continued)

Translation differences on non-monetary items that are measured at fair value whose fair value changes recognised in the income statement, such as equity held at fair value through profit or loss, are reported as part of the fair value gain or loss. Translation differences on non-monetary items that are measured at fair value whose fair value changes recognised in the equity, such as equities classified as available-for-sale financial assets, are recorded as other comprehensive income and included in the fair value reserve in equity.

(c) Group companies

The results and financial positions of all the group entities (none of which has a functional currency which is the currency of a hyperinflationary economy) that have a functional currency different from the presentation currency are translated into the presentation currency as follows:

- assets and liabilities of these entities are translated at the closing rate at the end of the reporting period;
- their income statements are translated at average exchange rates (unless this average is not a reasonable approximation of the cumulative effect of the rates prevailing on the transaction dates, in which case income and expenses are translated using the exchange rates prevailing at the dates of the transactions); and
- all resulting exchange differences are recognised in other comprehensive income and accumulated in a separate component of equity.

On consolidation, the exchange differences arising from the translation of the net investment in foreign entities, and of borrowings and other currency instruments designated as hedges of such investments, are included in a separate component of equity. When a foreign operation is sold, such exchange differences are recognised in the income statement as part of the gain or loss on sale.

Goodwill and fair value adjustments arising on the acquisition of a foreign entity are treated as assets and liabilities of the foreign entity and translated at the closing rate.

(d) Consolidated statement of cash flows

For the purpose of the consolidated statement of cash flows, the cash flows of overseas subsidiaries are translated into Hong Kong dollars at the exchange rates ruling at the dates of the cash flows. Frequently recurring cash flows of overseas subsidiaries which arise throughout the year are translated into Hong Kong dollars at the weighted average exchange rates for the year.

財務報表附註

Notes to the Financial Statements

2 主要會計政策概述(續)

2.16 物業及設備

銀行房產及物業主要包括分行及辦事處。銀行房產及物業按公平價值(公平價值乃根據外部獨立估值師至少每三年一次定期進行之估值減後續折舊後得出)列示。於重估日期,任何累積折舊以資產之賬面值總額變動按比例列賬,以使重估後之資產賬面值相等於重估金額。所有其他物業及設備按歷史成本減折舊及減值損失列賬。歷史成本包括收購該等項目直接應佔之支出。成本亦可包括來自因外幣購買物業及設備之合資格現金流量對沖而產生之任何盈利或虧損自權益轉出之部分。

在物業及設備投入運作後產生的開支(如修理及保養費用)通常於產生該等開支之期間自收益表扣除。倘若符合確認準則,則大型檢查的開支會於資產賬面值中資本化作為重置。倘須定期替換大部分的物業及設備,則本集團會將該等部分確認為有特定可使用年期個別資產及隨之計提折舊。

因重估銀行房產及物業產生之賬面值增加計入股東權益下其他儲備中。用作抵銷同一資產過往增加之減值,乃直接於權益中與銀行物業重估儲備抵銷;所有其他減值於收益表內扣除。每年,以收益表內扣除之資產之重估賬面值為基準之折舊金額與以該資產之原始成本為基準之折舊金額之差額由銀行物業重估儲備轉撥到保留溢利內。

物業及設備之折舊採用直線法計算,以按下文所示之年期內將成本或重估金額撥入其於估計使用年期之剩餘價值:

銀行房產及物業	於該等物業所在土地之剩餘租賃年期或五十年,以較短者為準
租賃物業裝修	於租賃房產之租賃年期或十年,以較短者為準
傢俬及設備	四至十年

於各財政年度結束時需檢討資產之剩餘價值、使用年期及折舊方法,並在合適之情況下作調整。

2 SUMMARY OF SIGNIFICANT ACCOUNTING POLICIES (continued)

2.16 Property, plant and equipment

Bank premises and properties comprise mainly branches and offices. Bank premises and properties are shown at fair value, based on periodic, but at least triennial, valuations by external independent valuers, less subsequent depreciation. Any accumulated depreciation at the date of revaluation is restated proportionately with the change in the gross carrying amount of the asset so that the carrying amount of the asset after revaluation equals its revalued amount. All other items of property, plant and equipment are stated at historical cost less depreciation and impairment losses. Historical cost includes expenditure that is directly attributable to the acquisition of the items. Cost may also include transfers from equity of any gains or losses on qualifying cash flow hedges of foreign currency purchases of property, plant and equipment.

Expenditure incurred after items of property, plant and equipment have been put into operation, such as repairs and maintenance, is normally charged to the income statement in the period in which it is incurred. In situations where the recognition criteria are satisfied, the expenditure for a major inspection is capitalised in the carrying amount of the asset as a replacement. Where significant parts of property, plant and equipment are required to be replaced at intervals, the Group recognises such parts as individual assets with specific useful lives and depreciates them accordingly.

Increases in the carrying amount arising on revaluation of bank premises and properties are credited to other reserves in shareholders' equity. Decreases that offset previous increases of the same asset are charged against bank premises revaluation reserve directly in equity; all other decreases are expensed in the income statement. Each year the difference between the depreciation amount based on the revalued carrying amount of the asset expensed in the income statement and the depreciation amount based on the asset's original cost is transferred from the bank premises revaluation reserve to retained earnings.

Depreciation of property, plant and equipment is calculated using the straight-line method to allocate cost or revalued amounts to their residual values over their estimated useful lives, as follows:

Bank premises and properties	Over the remaining lease period of the land on which the properties are situated or 50 years, whichever is shorter
Leasehold improvements	Over the lease term of the leased premises or 10 years whichever is shorter
Furniture and equipment	4 to 10 years

The residual values, useful lives and the depreciation method are reviewed, and adjusted if appropriate, at each financial year end.

財務報表附註

Notes to the Financial Statements

2 主要會計政策概述(續)

2.16 物業及設備(續)

倘資產之賬面值大於其估計可收回金額，則該資產之賬面值立即減值至其可收回金額，而減值金額直接計入收益表。

物業及設備及初步確認之任何重大部分於出售之後或預期其使用或出售將不會產生未來經濟利益時即取消確認。於資產取消確認年度之收益表內確認之出售或報廢之任何盈虧，乃銷售所得款項淨額與相關資產賬面值之差額。於出售重估資產時，就上次估值已變現之儲備相關部分轉撥至保留溢利，列為儲備變動。

2.17 投資物業

持作收取長期收益或資本增值或兩者並行而非由本集團公司佔用之物業分類為投資物業。

投資物業初步按成本(包括相關交易成本)確認。於初步確認後，投資物業以公平價值列賬。公平價值乃根據活躍市場價格計算，並按相關資產之性質、位置或狀況之任何差異作出必要調整。如此資料不可用，本集團使用替代估值方法，例如較不活躍之市場之近期交易價格或已折現現金流量預期。該等估值根據國際估值準則委員會頒布之指引進行，並由外界估值師每年予以檢討。再發展以持續作投資物業用途之投資物業，或市場活躍度降低之投資物業將繼續以公平價值計量。

投資物業之公平價值反映(其中包括)即期租賃之租金收入以及根據現時市況所作有關未來租賃租金收入之假設。

公平價值亦按相似基準反映物業預期可產生之任何現金流出。此等流出之若干部分確認為負債，包括與分類作投資物業之土地有關之融資租約負債；包括或然租金之其他現金流出則不會於財務報表中確認。

其後開支僅於當與項目有關之未來經濟利益很有可能流入本集團，而項目成本能夠可靠地計量，方會於資產之賬面值扣除。所有其他維修及保養成本於產生之財政期間自收益表扣除支銷。

2 SUMMARY OF SIGNIFICANT ACCOUNTING POLICIES (continued)

2.16 Property, plant and equipment (continued)

An asset's carrying amount is written down immediately to its recoverable amount if the asset's carrying amount is greater than its estimated recoverable amount, with the amount charged directly to the income statement.

An item of property, plant and equipment and any significant part initially recognised is derecognised upon disposal or when no future economic benefits are expected from its use or disposal. Any gain or loss on disposal or retirement recognised in the income statement in the year the asset is derecognised is the difference between the net sales proceeds and the carrying amount of the relevant asset. On disposal of a revalued asset, the relevant portion of the reserve realised in respect of previous valuations is transferred to retained earnings as a movement in reserves.

2.17 Investment properties

Property that is held for long-term yields or for capital appreciation or both and that is not occupied by the companies in the Group is classified as investment property.

Investment properties are measured initially at cost, including related transaction costs. After initial recognition, investment properties are carried at fair value. Fair value is based on active market prices, adjusted, if necessary, for any difference in the nature, location or condition of the specific asset. If this information is not available, the Group uses alternative valuation methods such as recent transaction prices on less active markets or discounted cash flow projections. These valuations are performed in accordance with the guidance issued by the International Valuation Standards Committee. These valuations are reviewed annually by external valuers. Investment properties that are being redeveloped for continuing use as investment properties, or for which the market has become less active, continue to be measured at fair value.

The fair value of investment properties reflects, among other things, rental income from current leases and assumptions about rental income from future leases in light of current market conditions.

The fair value also reflects, on a similar basis, any cash outflows that could be expected in respect of the properties. Some of those outflows are recognised as liabilities, including finance lease liabilities in respect of land classified as investment properties; other outflows including contingent rent payments, are not recognised in the financial statements.

Subsequent expenditure is charged to the asset's carrying amount only when it is probable that future economic benefits associated with the item will flow to the Group and the cost of the item can be measured reliably. All other repair and maintenance costs are expensed in the income statement during the financial period in which they are incurred.

財務報表附註

Notes to the Financial Statements

2 主要會計政策概述(續)

2.17 投資物業(續)

公平價值變動於收益表確認。

如投資物業由擁有人佔用，則重新列為物業及設備，而就會計處理而言，其於重新分類當日之公平價值將變為成本。建設中或發展中以供未來用作投資物業之物業列為物業及設備，並以成本列賬，直至建設或發展工作完成為止，此時重新分類為投資物業及其後按此入賬。

倘物業及設備項目因用途改變而成為投資物業，該等物業於轉變當日之賬面值與公平價值產生之差額，將根據香港會計準則第16號「物業及設備」於權益內確認為物業及設備重估。然而，如公平價值收益抵銷先前減值損失，則該項收益將於收益表內確認。

2.18 商譽

商譽指一項收購之成本超過本集團分佔所收購附屬公司於收購日期之可識別資產及負債淨額及所承擔之或然負債之公平價值之部分。收購附屬公司之商譽列入無形資產。收購聯營公司產生之商譽計入「於聯營公司之投資」。商譽的賬面值每年檢討減值，或如發生事件或情況改變顯示賬面值可能已減值，則更頻繁地進行減值檢討。商譽按成本減累計減值損失列賬。就商譽確認之減值損失於其後之期間不予撥回。出售實體之盈虧包括與所出售實體有關之商譽之賬面值。

商譽就減值測試目的被分配至各現金產生單位。每一該等現金產生單位由每一主要呈報分類代表。

2.19 無形資產(不包括商譽)

個別收購的無形資產於初步確認時按成本計量。於業務合併中收購無形資產的成本乃於收購日期的公平價值。無形資產之使用年期經評估分為有限期及無限期兩類。具有有限年期之無形資產其後於使用經濟年期內攤銷，並於有跡象顯示無形資產可能減值時進行減值評估。

2 SUMMARY OF SIGNIFICANT ACCOUNTING POLICIES (continued)

2.17 Investment properties (continued)

Changes in fair values are recognised in the income statement.

If an investment property becomes owner-occupied, it is reclassified as property, plant and equipment, and its fair value at the date of reclassification becomes its cost for accounting purposes. Properties that are being constructed or developed for future use as investment properties are classified as property, plant and equipment and stated at cost until construction or development is completed, at which time they are reclassified and subsequently accounted for as investment properties.

If an item of property, plant and equipment becomes an investment property because its use has changed, any difference resulting between the carrying amount and the fair value of this item at the date of transfer is recognised in equity as a revaluation of property, plant and equipment under HKAS 16. However, if a fair value gain reverses a previous impairment loss, the gain is recognised in the income statement.

2.18 Goodwill

Goodwill represents the excess of the cost of an acquisition over the fair value of the Group's share of the net identifiable assets and liabilities and contingent liabilities assumed of the acquired subsidiaries at the date of acquisition. Goodwill on acquisitions of subsidiaries is included in intangible assets. Goodwill on acquisition of an associate is included in "Investments in associate". The carrying amount of goodwill is reviewed for impairment annually or more frequently if events or changes in circumstances indicate that the carrying value may be impaired. Goodwill is carried at cost less accumulated impairment losses. An impairment loss recognised for goodwill is not reversed in a subsequent period. Gains and losses on the disposal of an entity include the carrying amount of goodwill relating to the entity sold.

Goodwill is allocated to cash-generating units for the purpose of impairment testing. Each of those cash-generating units is represented by each primary reporting segment.

2.19 Intangible assets (other than goodwill)

Intangible assets acquired separately are measured on initial recognition at cost. The cost of intangible assets acquired in a business combination is the fair value as at the date of acquisition. The useful lives of intangible assets are assessed to be either finite or indefinite. Intangible assets with finite lives are subsequently amortised over the useful economic life and assessed for impairment whenever there is an indication that the intangible asset may be impaired.

財務報表附註

Notes to the Financial Statements

2 主要會計政策概述(續)

2.19 無形資產(不包括商譽)(續)

具有有限使用年期之無形資產之攤銷期及攤銷方法至少於各財政年度結束時進行評估。

取消確認無形資產之盈虧乃按出售所得款項淨額與資產賬面值之差額計算，並於取消確認該項資產時於收益表內確認。

(a) 電腦軟件

所購入之電腦軟件可按收購所產生之成本及將軟件達致使用狀況為基準予以資本化。此等成本於估計可使用年年期內四年攤銷。

與開發或維護電腦軟件程式有關之成本，於產生時確認為開支。直接與製造可辨認及由本集團控制之獨有軟件產品有關，並且很可能於一年後產生超出其成本之經濟利益之成本，乃確認為無形資產。直接成本包括軟件開發人員成本及於有關雜項開支之應佔部分。

確認為無形資產之電腦軟件開發成本，乃於其估計可使用年年期內(不超過四年)攤銷。

(b) 交易權

交易權指符合資格在香港聯合交易所有限公司或透過其進行交易之權利，具有無限使用年期，並每年進行減值測試。該類無形資產不予攤銷。使用年期每年進行評估，以確定無限年期之判定是否繼續有理據支持，如否，則由無限期轉變為有限期之使用年期之評估按預先基準計算。

2 SUMMARY OF SIGNIFICANT ACCOUNTING POLICIES (continued)

2.19 Intangible assets (other than goodwill) (continued)

The amortisation period and the amortisation method for an intangible asset with a finite useful life are reviewed at least at each financial year end.

Gains or losses from derecognition of an intangible asset are measured as the difference between the net disposal proceeds and the carrying amount of the asset and are recognised in the income statement when the assets are derecognised.

(a) Computer software

Acquired computer software licences are capitalised on the basis of the costs incurred to acquire and bring to use the specific software. These costs are amortised over their estimated useful life of four years.

Costs associated with developing or maintaining computer software programmes are recognised as an expense as incurred. Costs that are directly associated with the production of identifiable and unique software products controlled by the Group, and that will probably generate economic benefits exceeding costs beyond one year, are recognised as intangible assets. Direct costs include the software development employee costs and an appropriate portion of relevant overheads.

Computer software development costs recognised as intangible assets are amortised over their estimated useful life (not exceeding four years).

(b) Trading rights

Trading rights represent eligibility rights with indefinite useful lives to trade on or through The Stock Exchange of Hong Kong Limited and are tested for impairment annually. Such intangible assets are not amortised. The useful life is reviewed annually to determine whether indefinite life assessment continues to be supportable, if not, the change in the useful life assessment from indefinite to infinite is accounted for on a prospective basis.

財務報表附註

Notes to the Financial Statements

2 主要會計政策概述(續)

2.20 非金融資產減值

具有無限使用年期之資產毋需攤銷，但須每年進行減值測試。須作出攤銷之資產於出現其賬面值可能不能收回之事件或環境變動時需進行減值評估。減值損失按資產之賬面金額超出其回收金額之部分確認。可收回金額為資產之公平價值減出售成本，以及使用價值兩者中之較高者。就評估減值而言，資產乃於現金流可分開辨識(現金產生單位)之最基本層分類。於評估使用價值時，估計未來現金流按可反映目前市場對貨幣時間值及資產特定風險之評估之稅前折現率折現至其現值。減值損失於其產生期間自收益表內扣除，惟資產以重估金額列賬時，其減值損失按該重估資產之有關會計原則入賬。只有在用以釐定資產之可收回金額之估計發生改變時，該資產除商譽外先已確認之減值損失方予以撥回，惟數額不得高於假設於過往年度並無就資產確認減值損失之情況下原應已釐定之賬面值(減任何折舊/攤銷)。被撥回之減值損失於撥回期間計入收益表。

2.21 所得稅

所得稅包括當期及遞延稅項。有關損益外確認項目的所得稅於損益外確認，不論是否於其他全面收益或直接於權益內確認。

當前及過往期間之當期稅項資產及負債，乃根據已頒布或於報告期結束時已大致頒布之稅率(及稅務法例)，並考慮本集團業務所在國家/司法權區之現有詮釋及慣例，按預期將自稅務部門收回或付予稅務部門之金額計量。

遞延稅項乃就綜合財務報表中資產及負債之稅基與彼等賬面值之間於報告期結束時產生之所有暫時差額，以負債法作出撥備。然而，倘遞延稅項乃來自初步確認交易(並非業務合併)之資產或負債，且交易時並不影響會計溢利及應課稅溢利或虧損，則不入賬列為遞延稅項。遞延稅項採用於報告期結束時已經或基本已經實施及預計於相關遞延稅項資產變現或遞延稅項負債清償時將適用之稅率(及稅法)釐定。

2 SUMMARY OF SIGNIFICANT ACCOUNTING POLICIES (continued)

2.20 Impairment of non-financial assets

Assets that have an indefinite useful life are not subject to amortisation, but are tested annually for impairment. Assets that are subject to amortisation are reviewed for impairment whenever events or changes in circumstances indicate that the carrying amount may not be recoverable. An impairment loss is recognised for the amount by which the asset's carrying amount exceeds its recoverable amount. The recoverable amount is the higher of an asset's fair value less costs to sell and value in use. For the purposes of assessing impairment, assets are grouped at the lowest levels for which there are separately identifiable cash flows (cash-generating units). In assessing value in use, the estimated future cash flows are discounted to their present value using a pre-tax discount rate that reflects current market assessments of the time value of money and the risks specific to the asset. An impairment loss is charged to the income statement in the period in which it arises, unless the asset is carried at a revalued amount, in which case the impairment loss is accounted for in accordance with the relevant accounting policy for that revalued asset. A previously recognised impairment loss of an asset other than goodwill is reversed only if there has been a change in the estimates used to determine the recoverable amount of that asset, but not to an amount higher than the carrying amount that would have been determined (net of any depreciation/amortisation), had no impairment loss been recognised for the asset in prior years. A reversal of such impairment loss is credited to the income statement in the period in which it arises.

2.21 Income tax

Income tax comprises current and deferred tax. Income tax relating to items recognised outside profit or loss is recognised outside profit or loss, either in other comprehensive income or directly in equity.

Current tax assets and liabilities for the current and prior periods are measured at the amount expected to be recovered from or paid to the taxation authorities, based on tax rates (and tax laws) that have been enacted or substantively enacted by the end of the reporting period, taking into consideration interpretations and practices prevailing in the countries in which the Group operates.

Deferred tax is provided, using the liability method, on all temporary differences at the end of the reporting period between the tax bases of assets and liabilities and their carrying amounts in the consolidated financial statements. However, if the deferred income tax arises from initial recognition of an asset or liability in a transaction other than a business combination that at the time of the transaction affects neither accounting nor taxable profit or loss, it is not accounted for as deferred income tax. Deferred income tax is determined using tax rates (and laws) that have been enacted or substantially enacted by the end of the reporting period and are expected to apply when the related deferred income tax asset is realised or the deferred income tax liability is settled.

財務報表附註

Notes to the Financial Statements

2 主要會計政策概述(續)

2.21 所得稅(續)

遞延稅項資產乃於未來將有可能產生應課稅溢利以動用暫時差額以作抵銷時方予確認。

遞延稅項須就投資於附屬公司及聯營公司而產生之暫時差異作出撥備，除非暫時差異之撥回由本集團控制及該暫時差異很可能不會在可見未來撥回。

與備供銷售投資及現金流量對沖之公平價值重新計量相關之遞延稅項，亦直接在權益中扣除或計入權益，其後連同遞延損益在收益表中確認。

遞延稅項資產之賬面值於各報告期結束時進行評估，並在不再可能產生足夠應課稅溢利以動用全部或部分遞延稅項資產作抵銷時予以削減。未確認之遞延稅項資產於報告期結束時重新進行評估，並於將有可能產生足夠應課稅溢利以收回全部或部分遞延稅項資產作抵銷時方予確認。

遞延稅項資產及負債於擁有合法權利以即期稅項資產抵銷即期稅項負債及遞延稅項與同一應課稅實體及同一稅務部門有關時予以互相抵銷。

2.22 僱員福利

(a) 僱員假期

僱員應享有之年假及長期服務假期會於確立時確認。根據僱員至報告期結束時已提供的服務而估算的未享用年假及長期服務假期已作撥備。

2 SUMMARY OF SIGNIFICANT ACCOUNTING POLICIES (continued)

2.21 Income tax (continued)

Deferred income tax assets are recognised to the extent that it is probable that future taxable profit will be available against which the temporary differences can be utilised.

Deferred income tax is provided on temporary differences arising on investments in subsidiaries and associate, except where the timing of the reversal of the temporary difference is controlled by the Group and it is probable that the temporary difference will not reverse in the foreseeable future.

Deferred tax related to fair value re-measurement of available-for-sale investments and cash flow hedges, which are charged or credited directly to equity, is also credited or charged directly to equity and is subsequently recognised in the income statement together with the deferred gain or loss.

The carrying amount of deferred tax assets is reviewed at the end of each reporting period and reduced to the extent that it is no longer probable that sufficient taxable profit will be available to allow all or part of the deferred tax asset to be utilised. Unrecognised deferred tax assets are reassessed at the end of the reporting period and are recognised to the extent that it has become probable that sufficient taxable profit will be available to allow all or part of the deferred tax asset to be recovered.

Deferred tax assets and deferred tax liabilities are offset if a legally enforceable right exists to set off current tax assets against current tax liabilities and the deferred taxes relate to the same taxable entity and the same taxation authority.

2.22 Employee benefits

(a) Employee leave entitlements

Employee entitlements to annual leave and long service leave are recognised when they accrue to employees. An accrual is made for the estimated liability for annual leave and long service leave as a result of services rendered by employees up to the end of the reporting period.

財務報表附註

Notes to the Financial Statements

2 主要會計政策概述(續)

2.22 僱員福利(續)

(b) 退休金責任

本集團分別根據職業退休計劃條例及強制性公積金計劃條例為合資格及選擇參與之集團員工提供定額供款退休金計劃(「職業退休計劃」)及強制性公積金計劃(「強積金計劃」)。本集團向職業退休計劃之供款乃根據合資格員工基本薪金之一個百分比計算，而於強積金計劃之供款則根據合資格員工有關收入(定義見強制性公積金計劃條例)計算。該等供款會於產生時列作支出。此等供款於產生時列作支出，並可按本集團僱員在全數取得僱主供款前離開計劃而被沒收之供款扣減。上述計劃之資產乃由獨立管理之基金持有，與本集團之資產分開管理。

2.23 撥備

倘(i)本集團因過往事件而產生現時法律或推定責任；(ii)可能須就解除責任而導致經濟資源流出之可能性高於不會導致經濟流出之可能性；及(iii)可就責任之款額作出可靠估計時，則需確認重組成本及法律索償之撥備。重組撥備包括租約終止罰款及僱員終止付款。未來經營虧損不會確認撥備。

倘有多項相似之責任時，解除該等責任所需導致資源流出之可能性按責任之類別從整體予以釐定。即使在同一類別責任內任何一項目導致資源流出之可能性可能細微，亦需就此確認撥備。

2.24 租賃

凡將資產擁有權(法定業權除外)之絕大部分回報與風險撥歸本集團之租賃，均列作融資租賃。於融資租賃開始時，租賃資產之成本按最低租金之現值資本化，並連同債項(不包括利息部份)列賬，以反映購買及融資事項。以資本化融資租賃持有之資產計入物業及設備內，並按租賃年期或資產估計使用年期(以較短者為準)計提折舊。租賃之融資成本從收益表扣除，以便反映租賃年期內之平均費用率。

2 SUMMARY OF SIGNIFICANT ACCOUNTING POLICIES (continued)

2.22 Employee benefits (continued)

(b) Pension obligations

The Group operates a defined contribution retirement scheme under the Occupational Retirement Schemes Ordinance (the "ORSO Scheme") and another defined contribution retirement scheme under the Mandatory Provident Fund Schemes Ordinance (the "MPF Scheme") for those employees of the Group who are eligible and have elected to participate in the schemes. The Group's contributions to the ORSO Scheme are made based on a percentage of the eligible employees' basic salaries and those made to the MPF Scheme are made based on a percentage of the eligible employees' relevant income as defined in the MPF Scheme. These contributions are expensed as incurred and are reduced by contributions forfeited by those employees of the Group who leave the schemes prior to the contributions vesting fully. The assets of the schemes are held separately from those of the Group in independently administered funds.

2.23 Provisions

Provisions for restructuring costs and legal claims are recognised when (i) the Group has a present legal or constructive obligation as a result of past events; (ii) it is more likely than not that an outflow of resources will be required to settle the obligation; and (iii) the amount can be reliably estimated. Restructuring provisions comprise lease termination penalties and employee termination payments. Provisions are not recognised for future operating losses.

Where there is a number of similar obligations, the likelihood that an outflow of resources will be required in settlement is determined by considering the class of obligations as a whole. A provision is recognised even if the likelihood of an outflow of resources with respect to any one item included in the same class of obligations may be small.

2.24 Leases

Leases that transfer substantially all the rewards and risks of ownership of assets to the Group, other than legal title, are accounted for as finance leases. At the inception of a finance lease, the cost of the leased asset is capitalised at the present value of the minimum lease payments and recorded together with the obligation, excluding the interest element, to reflect the purchase and financing. Assets held under capitalised finance leases, including prepaid land lease payments under finance leases, are included in property, plant and equipment, and depreciated over the shorter of the lease terms and the estimated useful lives of the assets. The finance costs of such leases are charged to the income statement so as to provide a constant periodic rate of charge over the lease terms.

財務報表附註

Notes to the Financial Statements

2 主要會計政策概述(續)

2.24 租賃(續)

擁有權的絕大部分風險及回報皆由出租公司承擔的租約歸類為經營租賃。經營租賃下的付款在扣除自出租公司收取之任何獎勵金後，於租約期內以直線法在收益表中支銷。本集團於租賃土地之權益及土地使用權亦計作經營租賃。

根據經營租賃，倘本集團為出租人時，訂約出租之資產在財務狀況表列為物業及設備。該等資產按相類之自有物業及設備之基準，於其預計使用年內折舊。租金收入(扣除任何給予承租人之獎勵)按租約年期以直線基準確認。

根據經營租賃預付之土地租賃款最初按成本列賬，其後以直線基準於租期內確認。

2.25 現金及等同現金項目

就綜合現金流量表而言，現金及等同現金項目包括於購入時起計三個月內到期的結餘，包括現金及在銀行同業與其他金融機構之結存、庫務票據、其他合資格票據及存款證。

2.26 或然負債及或然資產

或然資產指因為已發生之事件而可能產生之資產，此等資產只能就本集團不能完全控制之一宗或多宗未來不確定事件之出現與否才能確認。

或然負債是指由過去已發生的事件引起的可能需要履行的責任，其存在將由一宗或多宗本集團所不能完全控制的未來不確定事件出現與否來確認，或是由於過去已發生事件而引致的現有責任，但由於估計不會導致用作償還責任之經濟利益的流出或因不能足夠和可靠地估量責任金額，故未有被確認。

或然資產不會被確認，但如有可能收到經濟利益時，會在財務報表附註中披露。若將會收到之經濟利益可被實質確定時，將確認為資產。

或然負債不會被確認為準備，但會在財務報表附註中加以披露。如情況發生變化，使經濟利益的流出變得很有可能時，則會將其確認為準備。

2 SUMMARY OF SIGNIFICANT ACCOUNTING POLICIES (continued)

2.24 Leases (continued)

Leases in which a significant portion of the risks and rewards of ownership are retained by the lessor are classified as operating leases. Payments made under operating leases (net of any incentives received from the lessor) are expensed in the income statement on the straight-line basis over the period of the lease. The Group's interests in leasehold land and land use rights are also accounted as operating leases.

Where the Group is a lessor under operating leases, assets leased out are included in property, plant and equipment in the statement of financial position. They are depreciated over their expected useful lives on a basis consistent with similar owned property, plant and equipment. Rental income (net of any incentives given to lessees) is recognised on the straight-line basis over the lease term.

Prepaid land lease payments under operating leases are initially stated at cost and subsequently recognised on the straight-line basis over the lease terms.

2.25 Cash and cash equivalents

For the purposes of the consolidated statement of cash flows, cash and cash equivalents comprise balances with less than three months' maturity from the date of acquisition, including cash and balances with banks and other financial institutions, treasury bills, other eligible bills and certificates of deposit.

2.26 Contingent liabilities and contingent assets

A contingent asset is a possible asset that arises from past events and whose existence will be confirmed only by the occurrence or non-occurrence of one or more uncertain events not wholly within the Group's control.

A contingent liability is a possible obligation that arises from past events and whose existence will only be confirmed by the occurrence or non-occurrence of one or more uncertain future events not wholly within the Group's control, or a present obligation arising from past events that is not recognised either because an outflow of resources embodying economic benefits will be required to settle the obligation but is not probable or the amount of obligation cannot be measured with sufficient reliability.

A contingent asset is not recognised but is disclosed in the notes to the financial statements when an inflow of economic benefits is probable. When the inflow is virtually certain, it will be recognised as an asset.

A contingent liability is not recognised as a provision but is disclosed in the notes to the financial statements. When a change in the probability of an outflow occurs so that outflow is probable, it will then be recognised as a provision.

財務報表附註

Notes to the Financial Statements

2 主要會計政策概述(續)

2.27 關連人士

任何人士如屬以下情況，即視為本集團的關連人士：

- (a) 該人士為個人或其近親並：
- (i) 控制或共同控制本集團；
 - (ii) 對本集團行使重大影響力；或
 - (iii) 為本集團或本集團母公司主要管理層成員。主要管理層成員為該等擁有權力直接或間接並且負責計劃、指揮及控制本銀行及其控股公司業務之人士，包括任何董事（不論是執行董事或其他）、本集團執行委員會成員或高級管理層（定義見薪酬政策）；
- 或
- (b) 該人士為下列任何條件適用的實體：
- (i) 該實體與本集團為相同集團的成員公司；
 - (ii) 一個實體為另一實體（或另一實體的母公司、附屬公司或同系附屬公司）的聯營公司或合營企業；
 - (iii) 該實體與本集團為相同第三方的合營企業；
 - (iv) 一個實體為第三方實體的合營企業，而另一個實體為該第三方實體的聯營公司；
 - (v) 該實體為本集團或與本集團有關實體為僱員福利設立的退休福利計劃；
 - (vi) 該實體受(a)所指個人控制或共同控制；及
 - (vii) (a)(i)所指個人對該實體行使重大影響力或為該實體（或該實體母公司）主要管理人員中的其中一名成員。

2 SUMMARY OF SIGNIFICANT ACCOUNTING POLICIES (continued)

2.27 Related parties

A party is considered to be related to the Group if:

- (a) the party is a person or a close member of that person's family and that person
- (i) has control or joint control over the Group;
 - (ii) has significant influence over the Group; or
 - (iii) is a member of the key management personnel of the Group or of a parent of the Group. Key management personnel are those persons having authority and responsibility for planning, directing and controlling the activities of the Bank and its holding companies, directly or indirectly, including any directors (whether executive or otherwise), executive committee members and senior management (as defined under the remuneration policy) of the Group;
- or
- (b) the party is an entity where any of the following conditions applies:
- (i) the entity and the Group are members of the same group;
 - (ii) one entity is an associate or joint venture of the other entity (or of a parent, subsidiary or fellow subsidiary of the other entity);
 - (iii) the entity and the Group are joint ventures of the same third party;
 - (iv) one entity is a joint venture of a third entity and the other entity is an associate of the third entity;
 - (v) the entity is a post-employment benefit plan for the benefit of employees of either the Group or an entity related to the Group;
 - (vi) the entity is controlled or jointly controlled by a person identified in (a); and
 - (vii) a person identified in (a)(i) has significant influence over the entity or is a member of the key management personnel of the entity (or of a parent of the entity).

財務報表附註

Notes to the Financial Statements

2 主要會計政策概述(續)

2.28 股息

董事擬派付之末期股息歸類為財務狀況表權益部分中保留溢利之單獨分配，直至獲股東於股東大會上批准為止。該等股息於獲股東批准並獲宣派時確認為負債。

因本銀行組織章程大綱及章程細則授權董事宣派中期股息，中期股息於同一時間建議及宣派。因此，中期股息在建議及宣派時即時確認為負債。

2.29 受託人業務

本集團一般擔任受託人及其他受託人身份，導致代表個別人士、信託、退休福利計劃及其他機構持有或配售資產。由此產生之資產及收入因並非屬本集團所有而不計入該等財務報表。

3 關鍵會計估計及假設

本集團就影響下一財政年度所呈報之資產負債金額作出估計及假設。此等估計及判斷乃基於過往經驗及其他因素，包括對未來事項作出合理之預期。本集團將會對此等估計及判斷持續作出評估。

3.1 貸款減值準備

本集團每月審閱其貸款組合，以評估減值。對於應否於收益表內列入減值損失，本集團會判斷是否有明顯數據，反映貸款組合之預計現金流量是否有可量化之減值(在找出導致該等減值之個別貸款前)。此類證據包括有可觀察數據顯示某一組別之借款人之還款狀況出現逆轉，或出現與借款人組別之資產拖欠相關之國家或地區性經濟狀況。管理層就未來現金流量作出估計時，會基於資產的風險特點及客觀減值證據與有關組合內之資產相若之資產過往虧損經驗作出評估。用以預算未來現金流量之金額及時間的方法及假設將定期進行審查，以減少預計及實際虧損經驗之差別。

2 SUMMARY OF SIGNIFICANT ACCOUNTING POLICIES (continued)

2.28 Dividends

Final dividends proposed by the directors are classified as a separate allocation of retained earnings within the equity section of the statement of financial position, until they have been approved by the shareholders in a general meeting. When these dividends have been approved by the shareholders and declared, they are recognised as a liability.

Interim dividends are simultaneously proposed and declared, because the Bank's memorandum and articles of association grant the directors the authority to declare interim dividends. Consequently, interim dividends are recognised immediately as a liability when they are proposed and declared.

2.29 Fiduciary activities

The Group commonly acts as trustees and in other fiduciary capacities that result in the holding or placing of assets on behalf of individuals, trusts, retirement benefit plans and other institutions. These assets and income arising thereon are excluded from these financial statements, as they are not assets of the Group.

3 CRITICAL ACCOUNTING ESTIMATES AND ASSUMPTIONS

The Group makes estimates and assumptions that affect the reported amounts of assets and liabilities within the next financial year. Estimates and judgements are continually evaluated and are based on historical experience and other factors, including expectations of future events that are believed to be reasonable under the circumstances.

3.1 Impairment allowances on loans and advances

The Group reviews its loan portfolios to assess impairment on a monthly basis. In determining whether an impairment loss should be recorded in the income statement, the Group makes judgements as to whether there is any observable data indicating that there is a measurable decrease in the estimated future cash flows from a portfolio of loans before the decrease can be identified with an individual loan in that portfolio. This evidence may include observable data indicating that there has been an adverse change in the payment status of borrowers in a group, or in the national or local economic conditions that correlate with defaults on assets in the group of borrowers. Management uses estimates based on historical loss experience for assets with credit risk characteristics and objective evidence of impairment similar to those in the portfolio when scheduling its future cash flows. The methodology and assumptions used for estimating both the amount and timing of future cash flows are reviewed regularly to reduce any differences between loss estimates and actual loss experience.

財務報表附註

Notes to the Financial Statements

3 關鍵會計估計及假設(續)

3.2 衍生工具的公平價值

本集團根據金融工具之性質採用多種估值方法釐定非活躍市場的金融工具的公平價值的報價。該等方法包括第三方報價、折現現金流量法及期權定價模型。該等模式由知名系統供應商建立並廣泛獲市場應用。該等模式經獨立於建立此等模式之領域之合資格人士審閱及調整。此等系統使用相關現時市場參數得出估值結果，並於用作財務報告目的前經核實。

3.3 備供銷售投資減值

若備供銷售投資之公平價值明顯或持續地低於其成本，本集團即判定其價值已有所減值。釐定重大及持續之定義需要作出判斷。於作出該判斷時，本集團評估(包括其他因素)股價之日常波動。此外，倘被投資公司之財務穩健程度、行業及類別表現惡化、技術、營運及融資現金流量出現變動，可適當作出減值。

3.4 持有至到期投資

本集團遵循香港會計準則第39號之指引分類具有固定或可確定付款及固定到期日之非衍生金融資產為持有至到期。此一分類須作出重大判斷。在作出此判斷時，本集團評估其持有該等資產至到期之意向及能力。倘本集團未能持有此等投資至到期，不包括特別情況-例如在接近到期時出售少量部分該等投資-則其將須重新分類整個類別為備供銷售金融投資。該等投資將因而按其公平價值而非攤銷成本計量。

3.5 銀行房產及物業之公平價值

租賃樓宇之公平價值根據由獨立專業合資格估值師以公開市場基準作出之估值進行估計。

3.6 估計商譽減值

本集團按會計政策每年測試是否存在任何商譽減值。現金產生單位之可收回金額已按使用價值基準計算。此等計算需要對折現率及長遠增長率作出估計。

3 CRITICAL ACCOUNTING ESTIMATES AND ASSUMPTIONS (continued)

3.2 Fair value of derivatives

The fair values of financial instruments that are not quoted in active markets are determined by using various valuation techniques according to the nature of the financial instruments. These include third party price quotation, a discounted cash flow and option pricing models. These models are built by reputable system suppliers and are widely used in the market. They are reviewed and calibrated by qualified personnel independent of the area that created them. Valuation outputs are generated from these systems using relevant current observable market parameters and are verified before they are used for financial reporting purposes.

3.3 Impairment of available-for-sale investments

The Group determines that available-for-sale investments are impaired when there has been a significant or prolonged decline in the fair value below its cost. This determination of what is significant or prolonged requires judgement. In making this judgement, the Group evaluates among other factors, the normal volatility in share prices. In addition, impairment may be appropriate when there is evidence of a deterioration in the financial health of the investee, industry and sector performance, changes in technology, and operating and financing cash flows.

3.4 Held-to-maturity investments

The Group follows the guidance of HKAS 39 to classify non-derivative financial assets with fixed or determinable payments and fixed maturity as held-to-maturity. This classification requires significant judgement. In making this judgement, the Group evaluates its intention and ability to hold such investments to maturity. If the Group fails to keep these investments to maturity other than for the specific circumstances, for example, selling an insignificant amount close to maturity, it will be required to reclassify the entire class as available-for-sale financial investments. The investments would therefore be measured at fair value and not at amortised cost.

3.5 Fair value of bank premises and properties

The fair value of the leasehold building is estimated based on the valuation made by an independent professionally qualified valuer on an open market basis.

3.6 Estimated impairment of goodwill

The Group tests annually whether goodwill has suffered any impairment, in accordance with the accounting policy. The recoverable amounts of cash-generating units have been determined based on the value-in-use calculations. These calculations require the use of estimates of discount rate and long-term growth rate.

財務報表附註

Notes to the Financial Statements

3 關鍵會計估計及假設(續)

3.7 所得稅

本集團在多個司法權區均須繳納所得稅。釐定世界各地之所得稅撥備時需作出重大估計。於日常業務過程中進行之很多交易及計算之最終稅項無法確定。本集團按是否有應繳之額外稅項之估計，就預期之稅務審計事宜確認負債。如此等事宜之最終稅務結果有別於原先記錄之金額，該等差別將影響所得稅，並將在釐定之期間內就遞延稅項作出撥備。

4 財務風險管理

4.1 整體風險管理

由於新資本協定自二零零七年一月起施行，本集團自二零零九年起在與新協定之原則及規定一致方面實施風險管理。董事會加強對企業管治的關注，負責監管及在本集團之風險管理架構、流程、政策及內部監控採取由上而下的策略。特別是，於建立促進銀行流動性風險概況靈活性之巴塞爾資本協定三架框後，本集團已大大提升其流動性風險管理標準。至於其業務計劃及活動，本集團確定、評估、監察、控制、報告及審閱有關主要風險以確保資本充足及符合監管指引及董事會之風險偏好(包括壓力時期)。

風險管理架構及原則

本集團已制定關於識辨、衡量、控制及監察風險因素(包括信用、流動資金、市場、利率、業務操作、聲譽、策略、法律及合規風險)之政策及程序。本集團風險管理的核心為董事會監管，而董事會負責審批所有核心風險政策以及日後之修訂。兩個風險管理委員會(一個屬董事會層面，而另一個屬高級管理人員層面)幫助董事會及管理層加強監管風險管理架構、流程及政策。本集團管理層、風險管理部門及相關功能委員會定期檢討和修訂該等政策及程序。本集團之審計部亦會進行定期檢查是否符合該等政策及程序。

3 CRITICAL ACCOUNTING ESTIMATES AND ASSUMPTIONS (continued)

3.7 Income taxes

The Group is subject to income taxes in numerous jurisdictions. Significant estimates are required in determining the worldwide provision for income taxes. There are many transactions and calculations for which the ultimate tax determination is uncertain during the ordinary course of business. The Group recognises liabilities for anticipated tax audit issues based on estimates of whether additional taxes will be due. Where the final tax outcome of these matters is different from the amounts that were initially recorded, such differences will impact the income tax and deferred tax provisions in the period in which such determination is made.

4 FINANCIAL RISK MANAGEMENT

4.1 Overall risk management

Pursuant to the implementation of the New Capital Accord since January 2007, the Group has been practising risk management since 2009 in congruence with the principles and requirements of the New Accord. Increased attention to corporate governance, Board oversight and a top-down approach permeated through the Group's risk management structure, processes, policies and internal control. In particular, following the establishment of the Basel III framework which promotes the resilience of banks' liquidity risk profile, the Group has been sufficiently upgrading its liquidity risk management standards. For its business plan and activities, the Group identifies, assesses, monitors, controls, reports and reviews the major risks to ensure capital adequacy, compliance with regulatory guidelines, and adherence to the Board's risk expectation, including during times of stress.

Risk management structure and principles

The Group has established policies and procedures for the identification, measurement, control and monitoring of risk factors (including credit, liquidity, market, interest rate, operational, reputational, strategic, legal and compliance risks). Central to the Group's risk management is the Board's oversight, which ultimately endorses all core risk policies and their subsequent amendments. Two Risk Management Committees, one at Board level and the other at senior executive level, reinforce the Board and management's oversight in the risk management structure, process and policies. The management of the Group, the Risk Management Department and the relevant functional committees review and revise these policies and procedures on a regular basis. The Group's Internal Audit Department also performs regular checks on compliance with policies and procedures.

財務報表附註

Notes to the Financial Statements

4 財務風險管理(續)

4.1 整體風險管理(續)

推出新產品及服務

推出新銀行產品及服務須透過開發及批准程序等所需步驟進行，以確保其商業可行性、操守適用性及法定合規。產品開發部門或其他相關業務部門負責就任何新產品或服務向新產品及業務委員會(由本銀行一名副行政總裁擔任主席)提呈建議以供其批准。該流程之主要目的在於確認及評估與產品有關之風險；執行措施避免產生影響或使其影響最小化；及採取措施以消除或控制這些風險。

根據新資本協定，本集團就於計算其資本充足比率時面臨之信用、市場及業務操作風險採納以下計算法：

信用風險	— 標準計算法
市場風險	— 標準計算法
業務操作風險	— 基本指標計算法

4 FINANCIAL RISK MANAGEMENT (continued)

4.1 Overall risk management (continued)

Launch of new products and services

The launch of new banking products and services has to go through the essential steps of a development and approval process to ensure their commercial viability, ethical suitability and statutory compliance. The Product Development Department or other relevant business unit is responsible to prepare a proposal for any new product or service to the New Product & Business Committee (chaired by a Deputy Chief Executive of the Bank) for approval. The main objective of the process is to identify and assess the risks associated with the product, and to implement steps to eliminate or control these risks.

In accordance with New Basel Accord, the Group adopts the following approaches for its credit, market and operational risk exposure in the calculation of its capital adequacy ratio ("CAR"):

Credit risk	– Standardized approach
Market risk	– Standardized approach
Operational risk	– Basic indicator approach

財務報表附註 Notes to the Financial Statements

4 財務風險管理(續)

4.1 整體風險管理(續)

推出新產品及服務(續)

管理架構	任務	Management Structure	Role
1. 董事會	風險承受能力、風險政策確認、監督其完整性、可靠性及合理性之內部監控、企業管治、資本配置、巴塞爾協定監督、盈利預期規範	1. Board of Directors	Risk Appetite; Decision of Risk Policies, Oversight of Internal Control for its Integrity, Reliability and Reasonableness; Corporate Governance; Capital Allocation; Basel oversight; Earning Expectation Specification
2. 董事會附屬委員會	風險承受能力、風險政策決定和風險監察、資本規劃、資本充足性、推動符合巴塞爾協定有關之操作	2. Board Committees	Risk Appetite; Risk Policy Decision and Monitoring; Capital Planning; Capital Adequacy; Steering of Basel Compliance
3. 專責委員會	參與制定監察及設計風險管理政策及慣例之高水平前線、中間及後台部門；提交資本、風險、監管及巴塞爾資本協定有關的報告之風險管理部(RMD)、管理信息部(MID)及計劃財務部(FMD)	3. Specialised Committees	High Level Front, Middle, Back Office participation in the decision, monitoring and design of Risk Management Policy and Practice; Risk Management Department (RMD), Management Information Department (MID) and Financial Management Department (FMD) producing capital, risk, regulatory and Basel-related reports

4 FINANCIAL RISK MANAGEMENT (continued)

4.1 Overall risk management (continued)

Launch of new products and services (continued)

4. 支援	日常風險識別監察、監控及匯報(所有均向風險總監匯報, 不包括管理信息部、計劃財務部、資產負債管理部以及法律及合規部)、巴塞爾資本協定方案與遵例, 包括模式確認、反向測試及壓力測試; 資本配置; 風險政策策劃、設計和建議	4. Support Level	Daily Risk Identification, Monitoring, Control and Reporting (All reporting to Chief Risk Officer except MID, FMD, ALM Department and Legal and Compliance Department); Basel Initiatives and Compliance, including Model Validation, Backtesting and Stress Testing; Capital Allocation; Risk Policies Planning, Design and Proposal
5. 營運、內部監控及前線監管	風險確認、計量、監察、內部監控及申報、風險與資本限額規定、達致業務成本與收入目標和客戶服務	5. Operation, Internal Control and Front Line Monitoring	Risk Identification, Measurement, Monitoring; Internal Control and Reporting; Risk and Capital Limit Compliance; accomplishment of Business Cost and Revenue Targets and Customer Service in a compliant manner

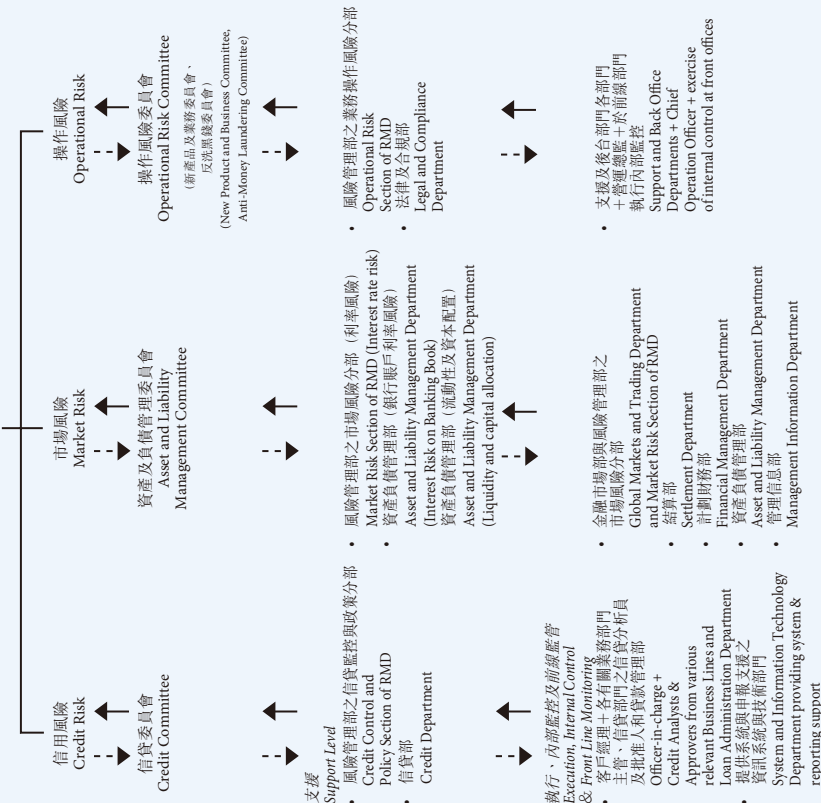
風險管理 Risk Management

風險管理框架及與現有一般管理架構之整合
Risk Management Framework and Integration with Existing General Management Structure

董事會(由審計部及審核委員會協助及支援)^{*}
Board of the Directors (assisted and supported by Internal Audit Department and Audit Committee)^{*}

董事會風險管理委員會
Risk Management Committee of Board of Directors

高級管理層風險管理委員會/行政委員會/企業管治委員會
Senior Executive Risk Management Committee/Executive Committee/Corporate Governance Committee



* 將監察所有類別風險, 包括流動性風險、法律及合規風險、聲譽風險及利率風險等
will be monitoring all types of risks, including liquidity risk, legal and compliance risk, reputation risk, interest rate risk, etc.

↑ 匯報 Reporting to
↓ 指引 Guidance to

財務報表附註

Notes to the Financial Statements

4 財務風險管理(續)

4.2 信用風險

信用風險乃指本集團之借款人或交易對手方未能或不願意履行其還款責任之風險。本集團已制訂多項標準、政策及程序，並設立指定職能部門控制及監察有關風險。

本集團投入大量資源以維持健全之信用風險管理。管理層編製各項信貸政策及系統以識辨、衡量及監控各項信貸業務所潛藏之風險。該過程確保本集團對信貸保持審慎態度，盡量降低信貸事項之業務操作疏漏，以及及早發現潛在問題，進而使業務損失降至最低。

本集團高層次之信貸政策方針，由相關功能部及委員會負責制定、檢討及定期更新，至於重大問題則由管理層甚至董事會權衡市場變化情況及監管規定，再配合日常慎重審批做法及最新業務部署等因素，加以制定、檢討及定期修訂。所有該等信貸政策、程序及慣例(隨著不斷改進、更新、審核及修訂)被列入信貸審批政策及補充借貸產品手冊以供內部控制及規管。鑑於新巴塞爾資本協定自二零零七年一月起實施，本集團已調整其信用風險管理慣例，以符合香港金融管理局發布的相關指引條例和提高信貸業務的內部監控，流程效率及產品競爭力。鑑於本銀行於二零一零年底私有化以及其後與中國工商銀行(「母行」)的政策和風險承受能力更為貼近，本銀行之信用風險管理已愈加考慮母行的信貸程序、政策和信息，期望最終將可有建設地融入母行的統一而整合的信用風險政策。

信貸授權乃授予個別批核人，以維持效率及生產力。除的士貸款、小企業貸款及消費貸款外，概無任何前台業務部門可單獨審批任何貸款。至於前台部門可以批核的貸款，該等貸款須受到信貸部或信貸委員會所預先制定的審批條件和標準所約束。否則，本集團將要求「雙重」審批程序，據此，貸款建議書須得到前台業務部門及信貸部門之共同審批。倘若其代表信貸批核人不同意，本銀行之信貸委員會(批准所有信貸政策及大額貸款)在母行批准的信貸授權內概不會通過任何信貸部門審批人員不同意之貸款建議書。只有已獲信貸委員會審批之貸款建議書，才會於有需要時呈交行政總裁批核。

4 FINANCIAL RISK MANAGEMENT (continued)

4.2 Credit risk

Credit risk is the risk that a borrower or counterparty of the Group will be unable or unwilling to honour a repayment obligation. The Group has standards, policies and procedures and designated functional departments in place to control and monitor these risks.

The Group devotes considerable resources to maintaining sound credit risk management. Management has set credit policies and systems to identify, measure, monitor and control risks inherent in various lending businesses. This process ensures prudence, minimises operational omissions in credit matters, and aims at early detection of potential problems, thereby minimising business loss.

High-level credit policies of the Group are set, reviewed and constantly updated by the relevant functional departments and committees, and for prominent issues, by the management or even the Board to take balanced account of dynamic market situations, regulatory requirements, the Group's usual prudent lending practices and its latest business strategies. All these credit policies, processes and practices, as they are developed, updated, reviewed and revised, are written from time to time into Credit Manuals and supplementary lending product manuals for internal control and compliance purposes. Given the New Basel Capital Accord implemented since January 2007, the Group has been adjusting its credit risk management practice in line with relevant guidelines released by the HKMA and for the sake of enhancing internal credit control, processing efficiency and product competitiveness. Given the Bank's privatisation in late 2010 and its subsequently more intimate alignment with the policies and risk appetite of ICBC (the "Parent Bank"), the Bank's credit risk management have been increasingly taking into account the Parent Bank's credit process, policies and information. This is with an ultimate goal to fit constructively into the Parent Bank's unified and consolidated credit risk policy.

Credit authorities are delegated to individual approvers for efficiency and productivity purposes. Except for taxi loans, small business loans and consumer loans, no business originating units can singly approve any loan. Loans approved by business originating units are subject to approval criteria per-set by the Credit Function or Credit Committee. Otherwise, the Group requires a "dual" approval whereby loan proposals shall require joint approval by the Business Line and Credit Function. The Bank's Credit Committee, which approves all credit policies and large loans, within its credit authority approved by the Parent Bank, shall not pass any credit-related proposal if its Credit Function approvers disagree. Only the loan proposals approved by the Credit Committee would be submitted to the Chief Executive Officer for signature if and where it is needed.

財務報表附註

Notes to the Financial Statements

4 財務風險管理(續)

4.2 信用風險(續)

信貸部及放款管理部乃集中本銀行授權執行信貸政策之部門。此外，該等部門亦提供獨立信貸評估、審批後信貸管理及其他信貸監控等，務求信貸過程符合管理層制訂之信貸政策及指引。除獨立信貸評估及分層審批過程外，風險管理部及信貸稽核亦就特定貸款組合或營運單位進行定期貸款考查。為了保持獨立性，本銀行之信貸部及放款管理部直接向非主管業務之副行政總裁作出匯報。相同的控制，並輔之以系統支援、定期按市值訂價及由風險管理部按逐項個案基準審批，亦適用於結構性衍生工具產品的交易對手的信用風險。

本集團採用RAROC技術以確保其貸款資產乃相當於根據新巴塞爾資本協定原則按信用風險調整基準所定價。

管理層竭盡所能，致力監控貸款組合之質量及變化。本集團之內部信用風險評級制度由十五級組成，乃基於新巴塞爾資本協定要求而制定，以區別信用風險。經過多年內部數據累積後，預期本集團將可更進一步利用信貸統計數據，捕捉並剖析信用風險流向，計算拖欠還款之機會率，及實施其他信用風險管理程序(而新信貸評級模式將成為其主要部分)。

本集團的信用風險承受能力乃於日常信貸決定中詳細闡明、載列及提述，旨在將信貸批准程序中所列之信貸建議範疇限制在本集團基於其以往經驗、董事會之優先評估及風險／回報評估而得出的與本集團之風險承受能力相稱的水平。

本銀行對風險集中非常警覺，因此，對個人客戶實行全額信用風險限制，並按本銀行權益比例，對行業及地區市場實行限制。

本集團多年來一直有實行季度信貸指引及季度貸款組合檢討。遇上經濟不景氣，該機制會啟動風險防控措施，以幫助穩定本集團貸款資產組合之質素。現在更加上母行的信用風險承受能力、行業及普遍的客戶信貸政策作輔補。母行的信貸資源對本集團的貸款業務有明顯助益，不論是客戶挑選、篩選、信貸審閱及決策亦然。

4 FINANCIAL RISK MANAGEMENT (continued)

4.2 Credit risk (continued)

The Credit Department (CRD) and the Loans Administration Department (LAD) are the centralised departments in the Bank mandated to carry out credit policies. They perform independent credit assessment, post-approval credit administration and other credit control functions to ensure that the credit process complies with credit policies and guidelines laid down by the management. Apart from the independent credit assessment and matrix approval process, regular post-approval inspection by the Risk Management Department and credit audits are conducted on specific loan portfolios or operating units in the credit process. To maintain their independence, the Credit Department and Loans Administration Department of the Bank have direct reporting lines to a Deputy Chief Executive who is independent of business. The same control, supplemented by system support, regular mark-to-market and case-by-case approval by the Risk Management Department, also applies to the counterparty credit risk of structured derivative products.

The Group employs RAROC techniques to help ensure that its loan assets are commensurately priced on a credit risk-adjusted basis according to New Basel Accord principles.

Management spares no efforts in monitoring the quality and behaviour of the loan portfolio. The Group's internal credit risk grading system consisting of 15 grades built on New Basel Accord-Compliant Attributes is adopted for credit risk differentiation purposes. With internal data to be constantly enriched through years of experience, it is expected that the Group can make further use of the credit statistics to profile and track down credit risk migration, to measure loan default probabilities and to practise other credit risk management processes, of which the new credit rating model is and will substantially be an integral part.

The Group's credit risk appetite is spelt out, disseminated and referred to in daily credit decisions. The purpose is to limit the range of credit proposals presented in the credit approval process to those that fit the Group's risk appetite developed out of the Group's past experience, the Board's preference and risk/reward evaluation.

The Bank is vigilant about risk concentration and has therefore been practising credit risk exposure limits to individual customers in absolute amount and as a percentage of the Bank's equity, to industry sectors and to geographical markets.

The Group's quarterly credit guidelines and quarterly loan portfolio review have been implemented for years. In economic bad times, it is basic to the mechanism for initiating pre-emptive measures to help stabilise the quality of the Group's loan asset portfolio. These have by now been supplemented by the Parent Bank's credit risk appetites, industry and common customer credit policies. The credit resources of the Parent Bank have been significantly useful to the Group in its loan business, in customer selection, screening, credit review and decision.

財務報表附註

Notes to the Financial Statements

4 財務風險管理(續)

4.2 信用風險(續)

本集團對貸後信貸管理愈加重視。風險管理部的信貸監控與政策組檢閱客戶，抽出潛在風險客戶，也對關注類客戶和處身高風險組別的客户作出排查。而前綫客戶經理和信貸部也根據指示，識別有早期警號的客戶，按時作出報告檢視。

(a) 於持有抵押品或其他信貸加強措施前之最大信用風險

4 FINANCIAL RISK MANAGEMENT (continued)

4.2 Credit risk (continued)

The Group attaches increasing importance to post-approval risk monitoring. This is performed by the Credit Control and Policy section of the Risk Management Department which reviews for potentially problematic borrowing accounts and performs group review of special mention accounts and customers in high risk portfolios. It is also performed by Business Line relationship managers and Credit Department who identify and review Early Warning List customers.

(a) Maximum exposure to credit risk before collateral held or other credit enhancements

		本集團		本銀行	
		2013	2012	2013	2012
		千港元	千港元	千港元	千港元
		HK\$'000	HK\$'000	HK\$'000	HK\$'000
有關資產負債表內之信用風險計有：	Credit risk exposures relating to on-balance sheet assets are as follows:				
現金及在銀行同業與其他金融機構之結存	Cash and balances with banks and other financial institutions	137,074,097	86,032,984	137,505,867	81,362,684
在銀行同業及其他金融機構之存款	Placements with banks and other financial institutions	28,546,241	17,338,642	21,110,180	8,715,649
持作交易用途金融資產	Financial assets held for trading	324,974	243,875	42,857	80,586
指定以公平價值經收益表入賬金融資產	Financial assets designated at fair value through profit or loss	412,783	525,646	412,783	525,646
衍生金融工具	Derivative financial instruments	5,430,669	3,108,266	5,430,669	3,108,266
貸款及其他賬項	Advances and other accounts	322,330,335	264,302,370	272,911,728	231,727,171
備供銷售金融投資	Available-for-sale financial investments	62,833,206	47,471,602	45,555,299	40,358,603
持有至到期金融投資	Held-to-maturity financial investments	4,896,854	1,164,350	3,407,844	1,164,350
有關資產負債表以外之信用風險計有：	Credit risk exposures relating to off-balance sheet items are as follows:				
貸款承諾及其他信貸相關承諾	Loan commitments and other credit related commitments	187,050,884	181,084,244	177,761,250	173,295,878
財務擔保及其他信貸相關或然負債	Financial guarantees and other credit related contingent liabilities	26,581,705	16,511,507	18,903,089	12,715,428
於報告期結束時	At the end of the reporting period	775,481,748	617,783,486	683,041,566	553,054,261

財務報表附註

Notes to the Financial Statements

4 財務風險管理(續)

4.2 信用風險(續)

(b) 信貸質素
貸款總額

- (i) 按信貸質素分類之貸款總額概述如下：

		本集團 Group		本銀行 Bank	
		2013 千港元 HK\$'000	(重列) 2012 千港元 HK\$'000	2013 千港元 HK\$'000	2012 千港元 HK\$'000
客戶及其他賬項之 貸款總額：	Gross loans and advances to customers and other accounts:				
– 既未逾期亦未減值	– neither past due nor impaired	314,866,953	250,706,854	265,189,828	205,434,857
– 已逾期但未減值	– past due but not impaired	1,503,905	2,241,252	1,503,905	2,239,961
– 已減值	– impaired	1,411,567	1,241,741	1,125,055	940,455
總計	Total	317,782,425	254,189,847	267,818,788	208,615,273

		本集團 Group		本銀行 Bank	
		2013 千港元 HK\$'000	(重列) 2012 千港元 HK\$'000	2013 千港元 HK\$'000	2012 千港元 HK\$'000
銀行同業之貸款總額：	Gross loans and advances to banks :				
– 既未逾期亦未減值	– neither past due nor impaired	5,898,696	11,003,028	5,898,696	23,552,863
– 已逾期但未減值	– past due but not impaired	-	-	-	-
– 已減值	– impaired	-	-	-	-
總計	Total	5,898,696	11,003,028	5,898,696	23,552,863

財務報表附註

Notes to the Financial Statements

4 財務風險管理(續)

4.2 信用風險(續)

(b) 信貸質素(續)
貸款總額(續)

(ii) 既未逾期亦未減值之貸款總額分類

於報告期結束時既未逾期亦未減值之貸款組合之信貸質素可參照本集團所採納之內部評級系統進行評估。

信貸評級 Credit rating	內部評級 Internal rating	本集團 Group		本銀行 Bank	
		2013 千港元 HK\$'000	2012 千港元 HK\$'000	2013 千港元 HK\$'000	2012 千港元 HK\$'000
正常級別	Pass Grade	102,800,577	75,058,744	78,236,230	73,851,282
		146,413,006	128,754,213	130,622,995	119,107,355
		68,275,423	53,942,205	59,083,972	32,395,860
關注級別	Special Mention Grade	3,276,643	3,954,720	3,145,327	3,633,223
總計	Total	320,765,649	261,709,882	271,088,524	228,987,720

信貸部門與信貸委員會決定個別借款人之信貸評級。信貸評級為定量及管理屬性之個別違約概率標回函數，包括經濟前景、往來記錄及行業風險。本集團就大型公司及中小企業設置不同評級基礎。標準普爾、穆迪及惠譽等外界評級將在可用情況下予以採納。

4 FINANCIAL RISK MANAGEMENT (continued)

4.2 Credit risk (continued)

(b) Credit quality (continued)
Gross loans and advances (continued)

(ii) Distribution of gross loans and advances that are neither past due nor impaired

The credit quality of the portfolio of loans and advances that were neither past due nor impaired at the end of the reporting periods can be assessed by reference to the internal rating system adopted by the Group.

The Credit Function and Credit Committee decide an individual borrower's credit rating. Credit rating is a function of quantitative and management attributes that include economic outlook, account conduct and industry risk. The Group has a different rating scale for large corporates and SMEs. The external ratings of S&P, Moody's and Fitch will be adopted, if available.

財務報表附註

Notes to the Financial Statements

4 財務風險管理(續)

4.2 信用風險(續)

(b) 信貸質素(續)
貸款總額(續)

(ii) 既未逾期亦未減值之貸款總額分類
(續)

下表乃本集團按信貸評級分類之貸款總額。本集團將其借款客戶分類為A至O級，並自二零零五年起一直計算彼等各自之加權平均違約概率(「PD」)及違約損失率(「LGD」)。

正常級別	A至J
關注級別	K至L
不履約貸款級別(NPL)	M至O

A–J級：借款人目前在應付承諾及悉數償還利息及本金方面沒有問題之貸款。執行類別分為A至J共10個級別。

K–L級：貸款逾期期間超過一個月之所有正常級別借款人須調低至關注級別或以下，除非有很強理據才可不按此要求。其餘符合香港金融管理局關注類或不良貸款類一個或超過一個元素的貸款客戶或只因為周邊市場環境變差的，儘管沒有逾期還款或違約紀錄，都有可能被調降至關注類。這是較嚴謹的評級做法，在於提高本集團的信用風險警覺。

母行訂有另一套信貸評級，而本集團將逐步採納該套評級以與母行的一致。本集團亦正實行一套環球信貸管理系統，以突顯出本集團可以倚重母行來實行本身的信用風險管理及常規。鑑於內地貸款組合對本集團日益重要，此變動將可讓本集團在本身建基於香港市場的信用風險管理能力外，亦可受惠於母行在內地市場久經考驗的信用風險管理框架。

4 FINANCIAL RISK MANAGEMENT (continued)

4.2 Credit risk (continued)

(b) Credit quality (continued)
Gross loans and advances (continued)

(ii) Distribution of gross loans and advances that are neither past due nor impaired (continued)

The following table gives a distribution of the Group's total loans and advances by credit rating. The Group has calibrated its borrowing customers into Grade A – Grade O and has been working out their respective weighted average probabilities of default (“PD”) and loss given default (“LGD”) since 2005.

Pass Grades	A	to	J
Special Mention Grades	K	to	L
Non-Performing			
Loan Grade (NPL)	M	to	O

Grades A – J: Loans where borrowers are currently meeting commitment and full repayment of interest and principal is not in doubt. There are 10 grades within the performing category from A to J.

Grades K – L: All pass grade borrowers which have overdue loans for a period exceeding one month are downgraded to special mention rating or below, unless with strong justification irrespective of the internal ratings. Borrowers exhibiting one or more of the characteristics per the HKMA's special mention or non-performing grades definition or as the general economic environment deteriorates, may also be graded K & L, notwithstanding the absence of overdue loan on default record. This is a stringent credit rating approach to raise the Group's credit risk alertness.

The Parent Bank has another set of credit ratings, which the Group will gradually adopt to match the Parent Bank's. The Group is also in the process of implementing a global Credit Management System to drive home the reliance which the Group can place on the Parent Bank in building its credit risk management and practice. Given the Group's increasingly important China loan portfolio, the change will enable the Group to enjoy the benefits of the Parent Bank's tested credit risk management framework for the China market, on top of its own Hong Kong based credit risk management capabilities.

財務報表附註

Notes to the Financial Statements

4 財務風險管理(續)

4.2 信用風險(續)

(b) 信貸質素(續)
貸款總額(續)

(iii) 已逾期但未減值之貸款總額

以下分析列示於報告期結束時已逾期但未減值之客戶及銀行同業之貸款總額：

		本集團		本銀行	
		2013	2012	2013	2012
		千港元	千港元	千港元	千港元
		HK\$'000	HK\$'000	HK\$'000	HK\$'000
逾期不超過30日	Past due up to 30 days	1,484,481	1,911,330	1,484,481	1,910,427
逾期31-60日	Past due 31-60 days	11,177	90,906	11,177	90,906
逾期61-90日	Past due 61-90 days	8,236	238,990	8,236	238,602
逾期90日以上	Past due over 90 days	11	26	11	26
總計	Total	1,503,905	2,241,252	1,503,905	2,239,961
抵押品之公平價值	Fair value of collateral	76,567	654,472	76,567	650,453

除貸款總額外，於二零一三年及二零一二年之報告期結束時，並無任何金融資產為已逾期但未減值。

倘抵押品價值高於貸款總額，則僅計入最多不超過貸款總額之抵押品金額。

4 FINANCIAL RISK MANAGEMENT (continued)

4.2 Credit risk (continued)

(b) Credit quality (continued)
Gross loans and advances (continued)

(iii) Gross loans and advances which were past due but not impaired

The analysis below shows the gross loans and advances to customers and banks that were past due but not impaired at the end of the reporting periods:

		本集團		本銀行	
		2013	2012	2013	2012
		千港元	千港元	千港元	千港元
		HK\$'000	HK\$'000	HK\$'000	HK\$'000
逾期不超過30日	Past due up to 30 days	1,484,481	1,911,330	1,484,481	1,910,427
逾期31-60日	Past due 31-60 days	11,177	90,906	11,177	90,906
逾期61-90日	Past due 61-90 days	8,236	238,990	8,236	238,602
逾期90日以上	Past due over 90 days	11	26	11	26
總計	Total	1,503,905	2,241,252	1,503,905	2,239,961
抵押品之公平價值	Fair value of collateral	76,567	654,472	76,567	650,453

Other than gross loans and advances, no financial assets were past due but not impaired at the end of the reporting periods of 2013 and 2012.

Where collateral values are greater than gross loans and advances, only the amount of collateral up to the gross loans and advances was included.

財務報表附註

Notes to the Financial Statements

4 財務風險管理(續)

4.2 信用風險(續)

(b) 信貸質素(續)
貸款總額(續)

(iv) 個別已減值之貸款

本集團已有制定政策，將貸款已逾期超過90日之客戶調低至NPL級別。貸款已逾期90日以上之借款人仍保留在正常級別，而不是在已減值當中的非常少。已減值借貸賬項一般轉至由特殊資產部門管理，以便回收之前景及方式能夠更加獨立地予以評估、決定及實施。倘認為有關之客戶能夠重振業務，而又或者該客戶之持續營運是需要這些抵押品輔助，本集團便不會即時採取行動，也有時會加入有一致立場之其他債權人銀行或尋求與彼等達成協議。否則，本集團將採取適當措施，以保護客戶之資產、盡量收回，並且及時快速透過私人出售或公開拍賣以接近外界估值之平均價之價格盡快變現抵押品。

本集團採納一項客觀個別減值政策以符合香港會計準則第39號之規定。減值規定(如有)可一直追溯至合理預期已折現償還現金流量及/或經評估之抵押品可變現淨值。

(v) 本來會變成逾期或減值之重組貸款

重組活動包括已延期之付款安排、經批准之外界管理計劃、修訂及延期付款。於重組後，先前逾期客戶賬項乃重新設定為沒有逾期並與其他類似賬項繼續由特殊資產部管理。重組政策及安排乃由管理層根據已定指標判斷，認為還款可以自此持續而作出。此等政策持續予以檢討。於二零一三年十二月三十一日，本來會變成逾期或減值之重組貸款共計60,533,000港元(二零一二年：1,616,000港元)。該等貸款將保留在不良貸款直至本銀行有充足理由相信債務人將可滿足重組貸款之償還條款。

4 FINANCIAL RISK MANAGEMENT (continued)

4.2 Credit risk (continued)

(b) *Credit quality* (continued)
Gross loans and advances (continued)

(iv) Loans and advances individually impaired

The Group has a policy of downgrading customers to the NPL grade when their loans are overdue over 90 days. Very seldom would a borrower with a loan outstanding for over 90 days be retained in pass grade instead of impaired. Impaired borrowing accounts are typically transferred to management by the Special Assets Department, so that the prospect and means of recovery can be more independently evaluated, decided and implemented. The Special Assets Department may not take any immediate recovery action. It may even help in circumstances where the customer in question is deemed to be able to be rehabilitated and the collateral is important to the customer's continued business operation. The Group may at times join or seek agreement with other creditor banks to stand still in concert. Otherwise, the Group will take appropriate measures to preserve the customer's assets, to maximise recovery and to quickly realise property collateral in a timely manner either by private sale or by public auction at prices that are in acceptable proximity to the average of several external valuations.

The Group adopts an objective individual impairment policy in compliance with the requirement of HKAS 39. Impairment requirement, if any, can always be traceable back to reasonably expected discounted repayment cash flows and/or the assessed net realisable value of the collateral.

(v) Renegotiated loans that would otherwise be past due or impaired

Restructuring activities include extended payment arrangements, approved external management plans, modification and deferral of payments. Following restructuring, a previously overdue customer account is reset to a normal status and managed together with other similar restructured debts by the Special Assets Department. Restructuring policies and practices are based on indicators or criteria which, in the judgement of management, indicate that payment will most likely continue. These policies are kept under continual review. Renegotiated loans that would otherwise be past due or impaired totalled HK\$60,533,000 as at 31 December 2013 (2012: HK\$1,616,000). They are retained in non-performing loans as long as there is no sufficiently good reason to believe that the obligor will be able to sustainably meet the re-scheduled loan repayment terms.

財務報表附註

Notes to the Financial Statements

4 財務風險管理(續)

4.2 信用風險(續)

(b) 信貸質素(續)
債券及股票證券

(i) 按評級代理指定劃分之金融投資

下表列示於十二月三十一日按評級機構指定劃分之金融投資分析，乃根據標準普爾之評級或彼等相當於各自之金融投資類別進行。在沒有該等發行評級之情況下，則採用有關發行人採納之評級等級。

本集團 二零一三年	Group 2013	指定以公平 價值經收 益表入賬 金融資產				總計 Total 千港元 HK\$' 000
		持作交易之 金融資產 Financial assets held for trading 千港元 HK\$' 000	Financial assets designated at fair value through profit or loss 千港元 HK\$' 000	備供銷售 金融投資 Available- for-sale financial investments 千港元 HK\$' 000	持有至到期 金融投資 Held-to- maturity financial investments 千港元 HK\$' 000	
AAA	AAA	-	116,511	415,043	-	531,554
AA-至AA+	AA- to AA+	-	-	13,705,705	636,340	14,342,045
A-至A+	A- to A+	258,230	78,257	21,034,710	1,891,550	23,262,747
低於A- 未評級	Lower than A- Unrated	-	218,015	4,579,526	1,387,154	6,184,695
		66,744	-	23,098,222	981,810	24,146,776
總計	Total	324,974	412,783	62,833,206	4,896,854	68,467,817

本集團 二零一二年	Group 2012	指定以公平 價值經收 益表入賬 金融資產				總計 Total 千港元 HK\$' 000
		持作交易之 金融資產 Financial assets held for trading 千港元 HK\$' 000	Financial assets designated at fair value through profit or loss 千港元 HK\$' 000	備供銷售 金融投資 Available- for-sale financial investments 千港元 HK\$' 000	持有至到期 金融投資 Held-to- maturity financial investments 千港元 HK\$' 000	
AAA	AAA	-	120,511	424,718	-	545,229
AA-至AA+	AA- to AA+	9,932	-	10,993,332	-	11,003,264
A-至A+	A- to A+	233,943	182,310	26,756,778	1,164,350	28,337,381
低於A- 未評級	Lower than A- Unrated	-	222,825	2,614,932	-	2,837,757
		-	-	6,681,842	-	6,681,842
總計	Total	243,875	525,646	47,471,602	1,164,350	49,405,473

4 FINANCIAL RISK MANAGEMENT (continued)

4.2 Credit risk (continued)

(b) Credit quality (continued)
Debt and equity securities

(i) Financial investments by rating agency designation

The table below presents an analysis of financial investments by rating agency designation at 31 December, based on S&P's ratings or their equivalent to the respective categories of financial investments. In the absence of such issue ratings, the rating scale adopted by the issuers is used.

財務報表附註

Notes to the Financial Statements

4 財務風險管理(續)

4.2 信用風險(續)

(b) 信貸質素(續)
債券及股票證券(續)

(i) 按評級代理指定劃分之金融投資
(續)

本銀行 二零一三年	Bank 2013	持作交易之 金融資產	指定以公平 價值經收 益表入賬 金融資產	備供銷售 金融投資	持有至到期 金融投資	總計 Total
		Financial assets held for trading 千港元 HK\$'000	Financial assets designated at fair value through profit or loss 千港元 HK\$'000	Available- for-sale financial investments 千港元 HK\$'000	Held-to- maturity financial investments 千港元 HK\$'000	
AAA	AAA	-	116,511	415,043	-	531,554
AA-至AA+	AA- to AA+	-	-	7,379,270	129,140	7,508,410
A-至A+	A- to A+	42,857	78,257	21,034,709	1,891,550	23,047,373
低於A- 未評級	Lower than A- Unrated	-	218,015	4,579,526	1,387,154	6,184,695
-	-	-	-	12,146,751	-	12,146,751
總計	Total	42,857	412,783	45,555,299	3,407,844	49,418,783

本銀行 二零一二年	Bank 2012	持作交易之 金融資產	指定以公平 價值經收 益表入賬 金融資產	備供銷售 金融投資	持有至到期 金融投資	總計 Total
		Financial assets held for trading 千港元 HK\$'000	Financial assets designated at fair value through profit or loss 千港元 HK\$'000	Available- for-sale financial investments 千港元 HK\$'000	Held-to- maturity financial investments 千港元 HK\$'000	
AAA	AAA	-	120,511	424,718	-	545,229
AA-至AA+	AA- to AA+	9,932	-	8,633,481	-	8,643,413
A-至A+	A- to A+	70,654	182,310	23,057,585	1,164,350	24,474,899
低於A- 未評級	Lower than A- Unrated	-	222,825	2,614,932	-	2,837,757
-	-	-	-	5,627,887	-	5,627,887
總計	Total	80,586	525,646	40,358,603	1,164,350	42,129,185

財務報表附註

Notes to the Financial Statements

4 財務風險管理(續)

4.2 信用風險(續)

(b) 信貸質素(續)
債券及股票證券(續)

(ii) 投資組合

於二零一三年十二月三十一日，本集團之債券組合為677億港元，較二零一二年十二月三十一日之482億港元增長40%，其中191億港元或組合之28%將於二零一四年到期。組合之大部分以美元、港元及人民幣計值，而其餘以澳元、歐元及日圓等其他貨幣計值。該組合總額之92%以備供銷售賬戶類別存置。該組合總額之58%屬於投資級別類別內。本集團之債券組合根據嚴格及審慎之風險管理框架經營，並符合所有預先釐定之內部投資指引，該等內部投資指引由董事會每年進行一次審批。

(c) 衍生工具

本集團對未平倉衍生合約金額嚴格控制。於任何時間，承受信用風險之金額以有利於本集團之工具(即公平價值為正數之該等資產)，以現行公平價值為上限，就衍生工具而言只佔合約之一個小部分，或不受未償還工具之名義價值限制。由衍生工具交易所生的信用風險是綜合於該交易對手按名義金額的整體放貸限額內一併管理。就信用風險所獲得之抵押品或其他抵押乃以保證金形式或按市價計值虧損超過預先釐定限額時獲得。

4 FINANCIAL RISK MANAGEMENT (continued)

4.2 Credit risk (continued)

(b) *Credit quality* (continued)
Debt and equity securities (continued)

(ii) Investment portfolio

As at 31 December 2013, the Group's debt securities portfolio amounted to HK\$67.7 billion, a 40% increase over the HK\$48.2 billion as at 31 December 2012. HK\$19.1 billion or 28% of the portfolio will mature in 2014. The majority of the portfolio is denominated in USD, HKD and CNY whereas the rest are in other currencies, such as AUD, EUR and JPY. 92% of the portfolio is kept in the available-for-sale book category, 58% of the portfolio falls within the investment grade category. The Group's debt securities portfolio operates under a strict and prudent risk management framework and is in compliance with all pre-determined internal investment guidelines, which are reviewed and approved annually by the Board.

(c) *Derivatives*

The Group maintains strict control limits on open derivative positions. At any one time, the amount subject to credit risk is limited to the current fair value of instruments that are favourable to the Group (i.e., assets where their fair values are positive), which is only a small fraction of the contracts in relation to derivatives, or is not limited to the notional values used to express the volume of instruments outstanding. This credit risk exposure is managed as part of the overall lending limits with counterparties on nominal amounts. Collateral or other security is obtained for credit risk exposures either in the form of margin deposits or when the accrued marked-to-market loss exceeds a pre-determined threshold.

財務報表附註

Notes to the Financial Statements

4 財務風險管理(續)

4.2 信用風險(續)

(d) 總淨額結算安排

本集團與進行大量交易的交易對方訂立淨額結算協議，藉此進一步減少信用風險。淨額結算協議不一定會導致財務狀況表上資產及債務的對銷，原因是交易通常還是按總額結算。然而，有關之信用風險會藉著淨額結算協議降低，於拖欠發生時，便可以停止交收或按淨額結算。

(e) 信貸相關承諾

該等工具之主要目的是確保客戶有足夠資金應付其債務時。擔保及備用信用證乃本集團所作出不能撤回的保證，確認本集團將會在客戶未能向第三方履行責任時作出償付，而該等工具帶有與貸款相同之信用風險。跟單及商業信用證為本集團書面承諾代表客戶授權第三方按訂明之條款及條件向本集團提取某一訂明金額之款項，這些付款承諾乃以相關之付運貨物作為抵押，因此較直接借貸之風險為低。

發出信貸之承諾代表以貸款、擔保書及信用證等形式確認已批核信貸之未動用部分。有關所發出信貸承擔之信用風險，本集團面對之潛在損失風險應相當於未動用承諾之總額。

然而，即使在最壞的情況下，因為客戶大多還是未能滿足一些特定信貸要求，實際需支付之金額往往少於未動用承諾的總金額。本集團會控制信貸承諾之時間長短，因較長年期之承諾一般較短期承諾存在較大程度的信用風險。

(f) 抵押品及其他改善信貸條件

本集團以物業按揭、其他以資產設立的已登記抵押、現金存款及擔保書之形式持有客戶貸款及墊款之抵押品。銀行同業貸款及墊款通常沒有抵押品，除非證券作為回購及證券買賣活動之一部分。至於因應貸款及墊款以外的金融資產而持有之抵押品則取決於該工具之性質。

4 FINANCIAL RISK MANAGEMENT (continued)

4.2 Credit risk (continued)

(d) Master netting arrangements

The Group further restricts its exposure to credit risk by entering into master netting arrangements with counterparties with which it undertakes a significant volume of transactions. Master netting arrangements do not generally result in an offset of assets and liabilities in the statement of financial position, as transactions are usually settled on a gross basis. However, the credit risk is reduced by a master netting arrangement to the extent that if an event of default occurs, all amounts with the counterparty are terminated and settled on a net basis.

(e) Credit-related commitments

The primary purpose of these instruments is to ensure that funds are available to a customer to settle his obligations as required. Guarantees and standby letters of credit which represent irrevocable assurances that the Group will make payments in the event that a customer cannot meet its obligations to third parties carry the same credit risk as loans. Documentary and commercial letters of credit which are written undertakings by the Group on behalf of a customer authorising a third party to draw drafts on the Group up to a stipulated amount under specific terms and conditions are collateralised by the underlying shipments of goods to which they relate and therefore carry less risk than direct lending.

Commitments to extend credit represent unused portions of authorisations to extend credit in the form of loans, guarantees or letters of credit. With respect to credit risk on commitments to extend credit, the Group is potentially exposed to loss in an amount equal to the total unused commitments.

However, even in the worst scenario, loss is likely to be less than the total unused commitments, as most commitments to extend credit are contingent upon customers maintaining specific credit standards. The Group monitors the term to maturity of credit commitments because longer-term commitments generally have a greater degree of credit risk than shorter-term commitments.

(f) Collateral and other credit enhancements

The Group holds collateral against loans and advances to customers in the forms of mortgages over property, other registered securities over assets, cash deposits and guarantees. Collateral generally is not held over loans and advances to banks, except when securities are held as part of reverse repurchase and securities borrowing activity. Collateral held as security for financial assets other than loans and advances is determined by the nature of the instrument.

財務報表附註

Notes to the Financial Statements

4 財務風險管理(續)

4.2 信用風險(續)

(g) 信用風險壓力測試

根據香港金融管理局監管政策指引，本集團定期在估計輕微、溫和及嚴重危機情況之可能信貸損失方面，進行信用風險壓力測試。本集團根據一九九八年至二零零四年之亞洲金融危機期間(包括二零零三年沙士疫症及二零零八年金融海嘯)內蒐集之經驗數據進行信用風險壓力測試。高級管理層風險管理委員會審閱壓力測試、其參數及其對本集團監管資本充足比率之影響。如認為有必要，將採取臨時措施以控制可能的不利情況。

下表概述本集團之最近期交易對手信用風險壓力測試之結果。

危機情況		Crisis scenario		二零一三年十二月三十一日 31 December 2013	二零一二年十二月三十一日 31 December 2012
輕微	不履約貸款級別(百萬港元)	Mild	NPL (HK\$' million)	4,855	3,507
	不履約貸款級別比率(%)		NPL ratio (%)	2.12%	1.85%
	預期信貸損失(百萬港元)		Expected credit loss (HK\$' million)	2,934	2,098
溫和	不履約貸款級別(百萬港元)	Moderate	NPL (HK\$' million)	6,523	4,490
	不履約貸款級別比率(%)		NPL ratio (%)	2.85%	2.37%
	預期信貸損失(百萬港元)		Expected credit loss (HK\$' million)	3,919	2,698
嚴重	不履約貸款級別(百萬港元)	Severe	NPL (HK\$' million)	8,091	5,400
	不履約貸款級別比率(%)		NPL ratio (%)	3.53%	2.84%
	預期信貸損失(百萬港元)		Expected credit loss (HK\$' million)	5,087	3,312

所有上述信用風險報告每月由信貸委員會進行審閱或每季度由高級管理層風險管理委員會進行審閱。警告信號或政策偏離(如有)將予以調查、討論、調整或處理，及如有必要會於適當時候向董事會匯報以獲取有關資料、指示或批准。

4 FINANCIAL RISK MANAGEMENT (continued)

4.2 Credit risk (continued)

(g) Credit risk stress test

In accordance with the HKMA's supervisory policy guidelines, the Group runs the counterparty credit risk stress test periodically in estimation of the probable credit loss in mild, moderate and severe crisis scenarios. The Group performs the credit risk stress test on the basis of the empirical data gathered during the Asian financial crisis spanning 1998 and 2004 – including the 2003 SARS epidemic – and the 2008 financial tsunami. The Senior Executive Risk Management Committee reviews the stress test, its parameters and their impact on the Group's regulatory capital adequacy ratio. Contingency measures will be devised to control possible adversities, if deemed necessary.

The following table summarises the result of the Group's latest credit risk stress tests for counterparties.

All the above credit risk reports are reviewed monthly by the Credit Committee or quarterly by the Senior Executive Risk Management Committee. Warning signals or policy deviations, if any, will be investigated, discussed, rectified or dealt with, and, if necessary, be reported to the Board in due course for information, instruction or approval.

財務報表附註

Notes to the Financial Statements

4 財務風險管理(續)

4.3 市場風險管理

市場風險為資產、負債與資產負債表外項目倉盤之市場利率及價格出現變化而引起溢利或虧損之風險。一般而言，本集團之市場風險與外匯、貨幣市場、債券及衍生工具及股票投資的持倉額相關。大部分資產負債表以外之衍生工具持倉額源自執行客戶相關指令及用作對沖之持倉額。基本上，向客戶提供結構性產品在大多數情況下乃按背對背方式提供，以因應本集團之風險承擔能力，並在維持本銀行之市場競爭力之同時，將市場風險盡量降低。董事會著重加強對市場風險之控制，包括對本銀行之自有及非銀行客戶交易運作之營運控制，為此董事會不時提出建議。

本集團市場風險管理之目標乃按照與本集團提供卓越金融產品及服務之地位以及符合本集團的風險特性之方式，優化回報及管控風險。

本集團將市場風險承擔分類為交易或非交易組合。交易組合包括市場莊家產生的該等倉盤及自營交易倉盤。非交易組合主要因對本集團的零售、企業及商業銀行資產及負債的有效外匯和利率管理而產生。

(a) 市場風險管理框架

各類交易之市場風險乃按照管理層、資產負債管理委員會(「資產負債管理委員會」)及董事會風險管理委員會制定之風險限額及指引進行管理，而重要事宜則由董事會風險管理委員會審議。交易限額會有所增加以捕捉市場機會，但有關風險按照倉盤、止蝕、DV01、對沖值、伽瑪、Vega系數等限額之基準衡量及監察。每日風險管理由風險管理部之獨立市場風險單位進行，確保所有交易活動以恰當模式在許可之限額內進行。本集團之市場風險乃由資產負債管理委員會、高級管理層風險管理委員會及董事會風險管理委員會進行審核，所有超出限額之例外情況均向資產負債管理委員會及董事會風險管理委員會匯報。重大偏差(如有)將向董事會風險管理委員會上報，以引起其注意。定期進行壓力測試，以估計極端市況下可能造成之損失。本集團之審計部亦定期對交易活動進行檢討及測試，以確保符合所有內部指引。

4 FINANCIAL RISK MANAGEMENT (continued)

4.3 Market risk management

Market risk is the risk that market rates and prices on assets, liabilities and off-balance sheet positions change, thus causing profits or losses. Generally, the Group's market risk is associated with its positions in foreign exchange, the money market, debt securities, derivatives and stocks. Most off-balance sheet derivative positions arise from the execution of customer-related orders and positions taken for hedging purposes. Structured products are basically offered to customers in most cases on a back-to-back basis to maintain the Bank's market competitiveness at minimal market risk, commensurate with the Group's risk appetite. The Board places material emphasis on market risk control, including the operational control of the Bank's proprietary and non-bank customer dealing operation, for which regular Board initiatives are made.

The objective of the Group's market risk management is to optimise return and control market risk in ways consistent with the Group's risk profile and its status as a premier provider of financial products and services.

The Group classifies exposures to market risk into either trading or non-trading portfolios. Trading portfolios include those positions arising from market-making and proprietary trading positions. Non-trading portfolios primarily arise from the effective foreign exchange and interest rate management of the Group's retail, corporate and commercial banking assets and liabilities.

(a) Market risk management framework

Market risk exposure for different types of transactions is managed within risk limits and guidelines approved by the management, the Asset and Liability Management Committee (the "ALCO") and the Board RMC, and for prominent issues, reviewed by the Board RMC. Trading limits are increased for opportunities in the market. Exposures are measured and monitored against limits on positions, stop-loss, DV01, delta, gamma, vega etc. Daily risk monitoring is carried out by an independent market risk unit of the Risk Management Department, which ensures all dealing activities are conducted in a proper mode and within approved limits. The Group's market risk exposures are periodically reviewed by the ALCO, the Senior Executive Risk Management Committee and the Board RMC. All exceptions to limits are reported to the ALCO and Board RMC. Important deviations, if any, will be escalated to the attention of the Risk Management Committee of the Board. Stress tests are performed regularly to estimate the possible losses under extreme circumstances. The Group's Internal Audit Department also performs regular review and testing on dealing activities to ensure compliance with all internal guidelines.

財務報表附註

Notes to the Financial Statements

4 財務風險管理(續)

4.3 市場風險管理(續)

(a) 市場風險管理框架(續)

此外，多項可靠的財資系統已獲採用，配合預定的止蝕政策以進一步加強控制及監管各個職能及限制提高交易限額所帶來的風險。目前已安裝一項強化系統以加強本集團之市場風險管理及結構性產品之對手信用風險控制。

(b) 市場風險計量

為量化因本銀行之交易及非交易活動而產生之市場風險所使用之計量技術包括敏感度分析、壓力測試及風險水平(VaR)。敏感度措施、集中及止損限額乃使用作為風險管理工具。限額乃就每個組合、產品及風險類型進行設定。壓力測試乃定期進行(最少每月一次)，以評估在極端情況下之潛在虧損。資產負債管理委員會、高級管理層風險管理委員會及董事會風險管理委員會定期審閱壓力測試結果。目前已採納VaR作為計量債券投資組合之市場風險之其中一種方法。

(c) 利率風險

利率風險乃本集團之持倉額可能受到市場利率變動不利影響之風險。利率風險主要因計息資產與負債之到期日錯配及收益率曲線變動而產生。利率風險亦根據資產負債管理委員會批准及監控之風險限額管理，風險管理部亦會參與。非交易組合之利率風險乃每月計量一次，並向資產負債管理委員會匯報有關結果。

本集團透過訂立資產負債表內或以外之利率風險對沖工具方式管理其利率風險。對沖活動之功效乃定期根據香港會計準則第39號進行評估。本集團之利率風險倉盤進一步定期報告予資產負債管理委員會、高級管理層風險管理委員會及董事會風險管理委員會並由其仔細審查。

用以融資港元資產之外幣資金，一般會採用貨幣掉期或遠期外匯合約對沖，以減低外匯風險。

本集團將採用及依賴止損限額、管理層設定限額、壓力測試及安裝軟件系統的方式以達到監管其利率風險的目的。

4 FINANCIAL RISK MANAGEMENT (continued)

4.3 Market risk management (continued)

(a) Market risk management framework (continued)

In addition, various reputable treasury systems are being used to further strengthen the functions of control and monitoring, supplemented as mentioned by, among others, predetermined stop-loss limits to keep the risk of increased trading limits at bay. An enhanced system has been installed to strengthen the Group's market risk management and counterparty credit risk control for structured products.

(b) Measurement of market risk

Measurement techniques used to quantify the market risk arising from the Bank's trading and non-trading activities include sensitivity analysis, stress testing and Value-at-Risk (VaR). Sensitivity measures, concentration and stop-loss limits are used as the risk management tools. Limits are set for each portfolio, product and risk type. Stress tests are performed regularly (at least monthly) to assess the potential losses under extreme circumstances. The ALCO, the Senior Executive Risk Management Committee and the Board RMC review stress test results on a regular basis. VaR is adopted as one of the market risk measures for the debt securities investment portfolio.

(c) Interest rate risk

Interest rate risk is the risk that the Group's position may be adversely affected by a change in market interest rates. Interest rate risk arises mainly from the maturity mismatch of interest-bearing assets and liabilities and yield curve movements. Interest rate risk exposures are managed within risk limits approved and monitored by the ALCO with the participation of the Risk Management Department. Interest rate risk exposures in the non-trading portfolio are measured once a month and the results are reported to the ALCO.

The Group manages its interest rate risk by way of entering into on- or off-balance sheet interest rate risk hedging instruments. The effectiveness of the hedging activities is assessed regularly in accordance with HKAS 39. The Group's interest rate risk position is further regularly reported to and scrutinised by the ALCO, the Senior Executive Risk Management Committee and the Board RMC.

Foreign currency funding used to fund Hong Kong dollar assets is normally hedged using currency swaps or forward exchange contracts to reduce the foreign exchange risk exposure.

The Group will use and counts on stop-loss limits, management trigger limits, stress testing and a software system in installation to manage its interest rate risk.

財務報表附註

Notes to the Financial Statements

4 財務風險管理(續)

4 FINANCIAL RISK MANAGEMENT (continued)

4.3 市場風險管理(續)

4.3 Market risk management (continued)

(c) 利率風險(續)

下表概述本集團所面臨之利率風險，並按賬面值列示本集團之資產及負債，而資產及負債則按重定息日或到期日(以較早者為準)分類。

(c) Interest rate risk (continued)

The table below summarises the Group's exposure to interest rate risks. Included in the table are the Group's assets and liabilities at carrying amounts, categorised by the earlier of contractual repricing or maturity dates

本集團	Group	一個月內 Up to 1 month 千港元 HK\$'000	一至三個月 1-3 months 千港元 HK\$'000	三至十二個月 3-12 months 千港元 HK\$'000	一至五年 1-5 years 千港元 HK\$'000	五年以上 Over 5 years 千港元 HK\$'000	不計息 Non-interest bearing 千港元 HK\$'000	總計 Total 千港元 HK\$'000
二零一三年十二月三十一日	At 31 December 2013							
資產	Assets							
現金及在銀行同業與其他金融機構之結存	Cash and balances with banks and other financial institutions	122,047,784	-	-	-	-	15,026,313	137,074,097
在銀行同業及其他金融機構之存款	Placements with banks and other financial institutions	-	16,875,496	11,670,745	-	-	-	28,546,241
持作交易用途金融資產	Financial assets held for trading	-	-	16,695	-	6,884	301,395	324,974
指定以公平價值經收益表入賬金融資產	Financial assets designated at fair value through profit or loss	116,511	-	78,257	218,015	-	-	412,783
衍生金融工具	Derivative financial instruments	-	-	-	-	-	5,430,669	5,430,669
貸款及其他賬項	Advances and other accounts	163,029,315	102,709,098	41,369,699	12,378,918	1,451,822	1,391,483	322,330,335
備供銷售金融投資	Available-for-sale financial investments	4,457,844	6,436,892	10,971,030	37,627,965	2,880,914	458,561	62,833,206
持有至到期金融投資	Held-to-maturity financial investments	652,417	737,934	1,263,051	1,228,121	1,015,331	-	4,896,854
其他資產	Other assets	444,387	-	-	-	-	7,463,374	7,907,761
總資產	Total assets	290,748,258	126,759,420	65,369,477	51,453,019	5,354,951	30,071,795	569,756,920
負債	Liabilities							
銀行同業及其他金融機構之存款	Deposits from banks and other financial institutions	68,355,277	14,850,557	11,886,410	-	-	5,849,489	100,941,733
衍生金融工具	Derivative financial instruments	-	-	-	-	-	5,454,630	5,454,630
客戶存款	Deposits from customers	197,647,649	64,668,893	62,301,093	13,919,176	941,610	1,984,553	341,462,974
已發行存款證	Certificates of deposit issued	3,178,018	12,126,180	23,583,482	1,679,043	-	-	40,566,723
已發行債券	Debt securities in issue designated at							
—以公平價值經收益表入賬	— fair value through profit or loss	310,192	233,104	155,795	-	-	-	699,091
—以攤銷成本入賬	— amortised cost	8,634,027	5,074,049	6,515,333	600,000	-	-	20,823,409
以攤銷成本入賬之後償債項	Subordinated debts measured at amortised cost	-	-	-	-	9,622,817	-	9,622,817
其他負債	Other liabilities	217,409	-	-	-	-	5,508,391	5,725,800
負債總額	Total liabilities	278,342,572	96,952,783	104,442,113	16,198,219	10,564,427	18,797,063	525,297,177
利率敏感度缺口總額	Total interest sensitivity gap	12,405,686	29,806,637	(39,072,636)	35,254,800	(5,209,476)	11,274,732	44,459,743

財務報表附註

Notes to the Financial Statements

4 財務風險管理(續)

4 FINANCIAL RISK MANAGEMENT (continued)

4.3 市場風險管理(續)

4.3 Market risk management (continued)

(c) 利率風險(續)

(c) Interest rate risk (continued)

		一個月內	一至三個月	三至十二個月	一至五年	五年以上	不計息	總計
		Up to	1-3	3-12	1-5	Over 5	Non-interest	Total
		1 month	months	months	years	years	bearing	Total
		千港元	千港元	千港元	千港元	千港元	千港元	千港元
本集團	Group	HK\$' 000	HK\$' 000	HK\$' 000	HK\$' 000	HK\$' 000	HK\$' 000	HK\$' 000
二零一二年十二月三十一日		At 31 December 2012						
資產	Assets							
現金及在銀行同業與其他金融機構之結存	Cash and balances with banks and other financial institutions	82,966,187	-	-	-	-	3,066,797	86,032,984
在銀行同業及其他金融機構之存款	Placements with banks and other financial institutions	-	8,980,698	8,357,944	-	-	-	17,338,642
持作交易用途金融資產	Financial assets held for trading	-	-	38,476	16,102	7,270	182,027	243,875
指定以公平價值經收益表入賬金融資產	Financial assets designated at fair value through profit or loss	-	-	101,463	424,183	-	-	525,646
衍生金融工具	Derivative financial instruments	-	-	-	-	-	3,108,266	3,108,266
貸款及其他賬項	Advances and other accounts	138,283,405	68,801,633	44,735,343	8,748,167	3,518,381	215,441	264,302,370
備供銷售金融投資	Available-for-sale financial investments	5,008,820	6,295,498	2,693,865	28,160,799	4,876,335	436,285	47,471,602
持有至到期金融投資	Held-to-maturity financial investments	-	699,780	464,570	-	-	-	1,164,350
其他資產	Other assets	358,381	-	-	-	-	5,135,070	5,493,451
總資產	Total assets	226,616,793	84,777,609	56,391,661	37,349,251	8,401,986	12,143,886	425,681,186
負債	Liabilities							
銀行同業及其他金融機構之存款	Deposits from banks and other financial institutions	29,380,088	16,925,016	15,240,893	-	-	11,316,917	72,862,914
衍生金融工具	Derivative financial instruments	-	-	-	-	-	2,764,240	2,764,240
客戶存款	Deposits from customers	155,504,054	49,740,947	36,822,478	3,617,728	2,220	12,460,644	258,148,071
已發行存款證	Certificates of deposit issued	1,533,911	9,705,489	19,458,333	1,374,630	-	-	32,072,363
以攤銷成本入賬之已發行債券	Debt securities in issue at amortised cost	-	1,862,592	6,477,728	972,613	-	82,930	9,395,863
以攤銷成本入賬之後償債項	Subordinated debts measured at amortised cost	-	-	-	1,855,349	3,850,659	-	5,706,008
其他負債	Other liabilities	112,394	-	-	-	-	4,718,294	4,830,688
負債總額	Total liabilities	186,530,447	78,234,044	77,999,432	7,820,320	3,852,879	31,343,025	385,780,147
利率敏感度缺口總額	Total interest sensitivity gap	40,086,346	6,543,565	(21,607,771)	29,528,931	4,549,107	(19,199,139)	39,901,039

財務報表附註

Notes to the Financial Statements

4 財務風險管理(續)

4 FINANCIAL RISK MANAGEMENT (continued)

4.3 市場風險管理(續)

4.3 Market risk management (continued)

(c) 利率風險(續)

(c) Interest rate risk (continued)

		一個月內 Up to 1 month 千港元 HK\$' 000	一至三個月 1-3 months 千港元 HK\$' 000	三至十二個月 3-12 months 千港元 HK\$' 000	一至五年 1-5 years 千港元 HK\$' 000	五年以上 Over 5 years 千港元 HK\$' 000	不計息 Non-interest bearing 千港元 HK\$' 000	總計 Total 千港元 HK\$' 000
本銀行	Bank							
二零一三年十二月三十一日	At 31 December 2013							
資產	Assets							
現金及在銀行同業與其他金融機構之結存	Cash and balances with banks and other financial institutions	130,335,514	-	-	-	-	7,170,353	137,505,867
在銀行同業及其他金融機構之存款	Placements with banks and other financial institutions	-	10,186,308	10,923,872	-	-	-	21,110,180
持作交易用途金融資產	Financial assets held for trading	-	-	16,695	-	6,884	19,278	42,857
指定以公平價值經收益表入賬金融資產	Financial assets designated at fair value through profit or loss	116,511	-	78,257	218,015	-	-	412,783
衍生金融工具	Derivative financial instruments	-	-	-	-	-	5,430,669	5,430,669
貸款及其他賬項	Advances and other accounts	125,367,368	92,886,542	39,719,670	12,986,819	843,921	1,107,408	272,911,728
備供銷售金融投資	Available-for-sale financial investments	4,396,117	6,436,892	10,455,587	21,167,082	2,641,374	458,247	45,555,299
持有至到期金融投資	Held-to-maturity financial investments	-	699,799	464,593	1,228,121	1,015,331	-	3,407,844
其他資產	Other assets	444,387	-	-	-	-	10,922,480	11,366,867
總資產	Total assets	260,659,897	110,209,541	61,658,674	35,600,037	4,507,510	25,108,435	497,744,094
負債	Liabilities							
銀行同業及其他金融機構之存款	Deposits from banks and other financial institutions	62,597,444	11,926,419	2,876,907	-	-	5,858,262	83,259,032
衍生金融工具	Derivative financial instruments	-	-	-	-	-	5,235,343	5,235,343
客戶存款	Deposits from customers	182,984,547	57,591,732	51,516,494	13,580	-	-	292,106,353
已發行存款證	Certificates of deposit issued	3,178,018	12,126,180	23,583,482	1,679,043	-	-	40,566,723
已發行債券	Debt securities in issue designated at							
- 以公平價值經收益表入賬	- fair value through profit or loss	310,192	233,104	155,795	-	-	-	699,091
- 以攤銷成本入賬	- amortised cost	8,634,027	5,074,049	6,515,333	600,000	-	-	20,823,409
以攤銷成本入賬之後償債項	Subordinated debts measured at amortised cost	-	-	-	-	9,622,817	-	9,622,817
其他負債	Other liabilities	217,409	-	-	-	-	4,859,245	5,076,654
負債總額	Total liabilities	257,921,637	86,951,484	84,648,011	2,292,623	9,622,817	15,952,850	457,389,422
利率敏感度缺口總額	Total interest sensitivity gap	2,738,260	23,258,057	(22,989,337)	33,307,414	(5,115,307)	9,155,585	40,354,672

財務報表附註

Notes to the Financial Statements

4 財務風險管理(續)

4 FINANCIAL RISK MANAGEMENT (continued)

4.3 市場風險管理(續)

4.3 Market risk management (continued)

(c) 利率風險(續)

(c) Interest rate risk (continued)

		一個月內	一至三個月	三至十二個月	一至五年	五年以上	不計息	總計
		Up to	1-3	3-12	1-5	Over 5	Non-interest	Total
		1 month	months	months	years	years	bearing	Total
		千港元	千港元	千港元	千港元	千港元	千港元	千港元
		HK\$' 000	HK\$' 000	HK\$' 000	HK\$' 000	HK\$' 000	HK\$' 000	HK\$' 000
本銀行	Bank							
二零一二年十二月三十一日	At 31 December 2012							
資產	Assets							
現金及在銀行同業與其他金融機構之結存	Cash and balances with banks and other financial institutions	78,341,745	-	-	-	-	3,020,939	81,362,684
在銀行同業及其他金融機構之存款	Placements with banks and other financial institutions	69,762	7,542,370	1,103,517	-	-	-	8,715,649
持作交易用途金融資產	Financial assets held for trading	-	-	38,476	16,102	7,270	18,738	80,586
指定以公平價值經收益表入賬金融資產	Financial assets designated at fair value through profit or loss	-	-	101,463	424,183	-	-	525,646
衍生金融工具	Derivative financial instruments	-	-	-	-	-	3,108,266	3,108,266
貸款及其他賬項	Advances and other accounts	131,245,835	64,271,156	32,538,457	2,239,885	1,216,397	215,441	231,727,171
備供銷售金融投資	Available-for-sale financial investments	2,789,359	4,815,767	2,484,494	25,199,164	4,633,847	435,972	40,358,603
持有至到期金融投資	Held-to-maturity financial investments	-	699,780	464,570	-	-	-	1,164,350
其他資產	Other assets	358,381	-	-	-	-	8,862,975	9,221,356
總資產	Total assets	212,805,082	77,329,073	36,730,977	27,879,334	5,857,514	15,662,331	376,264,311
負債	Liabilities							
銀行同業及其他金融機構之存款	Deposits from banks and other financial institutions	26,899,273	14,790,944	12,939,308	-	-	11,316,915	65,946,440
衍生金融工具	Derivative financial instruments	-	-	-	-	-	2,764,240	2,764,240
客戶存款	Deposits from customers	142,369,401	35,775,225	27,838,702	66,838	-	13,201,148	219,251,314
已發行存款證	Certificates of deposit issued	1,533,911	9,705,489	19,458,333	1,374,630	-	-	32,072,363
以攤銷成本入賬之已發行債券	Debt securities in issue at amortised cost	-	1,862,592	6,477,728	972,613	-	82,930	9,395,863
以攤銷成本入賬之後償債項	Subordinated debts measured at amortised cost	-	-	-	1,855,349	3,850,659	-	5,706,008
其他負債	Other liabilities	112,394	-	-	-	-	4,127,342	4,239,736
負債總額	Total liabilities	170,914,979	62,134,250	66,714,071	4,269,430	3,850,659	31,492,575	339,375,964
利率敏感度缺口總額	Total interest sensitivity gap	41,890,103	15,194,823	(29,983,094)	23,609,904	2,006,855	(15,830,244)	36,888,347

財務報表附註

Notes to the Financial Statements

4 財務風險管理(續)

4.3 市場風險管理(續)

(c) 利率風險(續)

交易組合

本集團對利率風險之監控乃根據有關屬於市場風險限額內交易之受限個別營運及一系列董事會風險管理委員會授權之可允許工具進行。尤其是，衍生產品之交易受到健全之監控系統支持，而更為複雜之衍生工具基本上是以背靠背基準進行交易。敏感度措施、集中及止損限額乃作為風險管理工具使用。風險限額乃每日進行獨立監察。

非交易組合

非交易組合(亦稱為「銀行賬戶」)之利率風險管理之主要目標是優化淨利息收入但不至於承受過多風險，這由金融市場部(「金融市場部」)每日進行，並在資產負債管理委員會監督下管理非庫務業務之利率風險。當產品之行為特徵與其合同特徵不同時，則對行為特徵進行評估以釐定彼等之實際相關利率風險。資產負債管理委員會監察所有該等行為為假設及利率風險狀況，以確保彼等符合董事會風險管理委員會所確定之利率風險限額。利率風險限額乃就規管因非交易組合產生之利率風險而設定。該等限額定期進行測量及獨立監察。

本集團就其銀行賬戶面對之利率風險主要包括以下四個形式：重新定價(或到期日錯配)風險、收益率曲線風險、基準風險及期權風險。利率風險乃就有關盈利/經濟價值之利率變動而計量，並假設所有其他因素維持不變，如金融市場部或其他業務部門中並無採取任何行動以減低此利率風險之影響而所有到期項目之利率按同一金額計算。預付款及提前償還客戶貸款或提取存款通常不予接受或錄得費用。

4 FINANCIAL RISK MANAGEMENT (continued)

4.3 Market risk management (continued)

(c) Interest rate risk (continued)

Trading portfolio

The Group's control of interest rate risk is based on restricting individual operations to trading within the market risk limits, and a list of permissible instruments authorised by the Board RMC. In particular, trading in the derivative products is supported by robust control systems whereas more complicated derivatives are basically undertaken on a back-to-back basis. Sensitivity measures, concentration and stop-loss limits are used as risk management tools. Risk limits are independently monitored on a daily basis.

Non-trading portfolio

The principal objective of interest rate risk management of non-trading portfolios (also known as "banking book") is to optimise net interest income but without exposure to excessive risk. This is done on a daily basis by the Global Markets and Trading Department ("GMT") taking over the interest rate risk in non-treasury business under the supervision of the ALCO. When the behavioural characteristics of a product differ from its contractual characteristics, the behavioural characteristics are assessed to determine their actual underlying interest rate risk. The ALCO monitors all such behavioural assumptions and interest rate risk positions to ensure they comply with interest rate risk limits established by the Board RMC. Interest rate risk limits are set for the purpose of governing the interest rate risk arising from the non-trading portfolio. The limits are measured and independently monitored on a regular basis.

There are four primary forms of interest rate risk faced by the Group with regard to its banking book: re-pricing (or maturity mismatch) risk, yield curve risk, basis risk and option risk. Interest rate risk is measured in relation to the impact of changes in interest rates on earnings or economic values assuming all other factors remain constant, e.g., no action taken by GMT or other business units to mitigate the impact of this interest rate risk and interest rates of all maturities move by the same amount. Prepayment and early withdrawal of customer loans or deposits are usually not entertained or will incur fees.

財務報表附註

Notes to the Financial Statements

4 財務風險管理(續)

4.3 市場風險管理(續)

(c) 利率風險(續)

銀行賬戶之利率風險

盈利或經濟價值對利率變動的敏感度概要如下：

		2013	2013	2013	2013	2013	2012	2012	2012	2012	2012
		港元	美元	澳元	人民幣	歐元	港元	美元	澳元	人民幣	歐元
		HK\$	US\$	AUS	RMB	EUR	HK\$	US\$	AUS	RMB	EUR
		百萬港元	百萬港元	百萬港元	百萬港元	百萬港元	百萬港元	百萬港元	百萬港元	百萬港元	百萬港元
		HK\$ million	HK\$ million	HK\$ million	HK\$ million	HK\$ million	HK\$ million	HK\$ million	HK\$ million	HK\$ million	HK\$ million
倘利率上調 200個基點對 未來12個月 的盈利影響	Impact on earnings over the next 12 months if interest rates rise by 200 basis points	(105)	(244)	(83)	172	8	324	112	(34)	(122)	1
倘利率上調 200個基點 對經濟價值 的影響	Impact on economic value if interest rates rise by 200 basis points	(322)	1,822	21	52	8	(40)	1,323	1	237	7

分析乃根據以下假設進行：

- 收益率曲線及利率出現平行移動；
- 組合並無其他變動；
- 沒有提早償還貸款；及
- 沒有固定到期日的存款於翌日再定息。

4 FINANCIAL RISK MANAGEMENT (continued)

4.3 Market risk management (continued)

(c) Interest rate risk (continued)

Interest rate exposures in banking book

Sensitivities of earnings or economic value to interest rate changes are summarised below:

The analysis is based on the following assumptions:

- there is a parallel shift in the yield curve and in interest rates;
- there are no other changes to the portfolio;
- there is no loan prepayment; and
- deposits without fixed maturity dates are repriced on the next day.

財務報表附註

Notes to the Financial Statements

4 財務風險管理(續)

4.3 市場風險管理(續)

(c) 利率風險(續)

敏感度分析

下表顯示有關本銀行分別於二零一三年及二零一二年十二月對交易賬項及投資組合進行最後一次之壓力測試。本年度壓力測試之測試情況分析(孳息曲線變動之基點)代表在所有其他變量維持不變的情況下,本銀行之收益表對利率之合理可能的敏感度:

二零一三年 利率交易之利率風險壓力測試

千港元
HK\$'000

		情況分析					
		輕微 Light		溫和 Moderate		嚴重 Extreme	
孳息曲線變動	Yield curve shift	-100個基點 -100 bps	+100個基點 +100 bps	-200個基點 -200 bps	+200個基點 +200 bps	-300個基點 -300 bps	+300個基點 +300 bps
二零一三年十二月	December 2013	(20,141)	(39,081)	(38,553)	(78,066)	(54,896)	(116,957)

投資賬項債券之利率風險 (HTM賬戶及EFN除外)

千港元
HK\$'000

		情況分析						
		輕微 Light	溫和 Moderate	嚴重 Extreme	孳息曲線上升 Yield curve steepen		孳息曲線變平 Yield curve flatten	
孳息曲線變動	Yield curve shift	+100個基點 +100 bps	+200個基點 +200 bps	+300個基點 +300 bps	100個基點 100 bps	300個基點 300 bps	100個基點 100 bps	300個基點 300 bps
二零一三年十二月	December 2013	(380,722)	(737,258)	(1,071,389)	(215,114)	(615,724)	(169,379)	(494,968)

4 FINANCIAL RISK MANAGEMENT (continued)

4.3 Market risk management (continued)

(c) Interest rate risk (continued)

Sensitivity analysis

The tables below show the last stress tests on the Bank's trading and investment portfolios conducted in December 2013 and 2012 respectively. The testing scenario (bps of yield curve shift) of the stress test represents the sensitivity to a reasonable possible change in interest rates, with all other variables held constant, of the Bank's income statement:

2013 Interest rate stress test for interest rate trading

財務報表附註

Notes to the Financial Statements

4 財務風險管理(續)

4.3 市場風險管理(續)

(c) 利率風險(續)

敏感度分析(續)

二零一二年
利率交易之利率風險壓力測試

千港元
HK\$'000

孳息曲線變動	Yield curve shift	情況分析					
		輕微 Light		溫和 Moderate		嚴重 Extreme	
		-100個基點 -100 bps	+100個基點 +100 bps	-200個基點 -200 bps	+200個基點 +200 bps	-300個基點 -300 bps	+300個基點 +300 bps
二零一二年十二月	December						
	2012	(2,920)	(11,998)	(5,862)	(23,774)	(6,249)	(35,336)

投資賬項債券之利率風險
(HTM賬戶及EFN除外)

Interest rate risk for investment book debt securities
(exclude HTM book and EFNs)

千港元
HK\$'000

孳息曲線變動	Yield curve shift	情況分析						
		輕微 Light	溫和 Moderate	嚴重 Extreme	孳息曲線上升 Yield curve steepen		孳息曲線變平 Yield curve flatten	
		+100個基點 +100 bps	+200個基點 +200 bps	+300個基點 +300 bps	100個基點 100 bps	300個基點 300 bps	100個基點 100 bps	300個基點 300 bps
二零一二年十二月	December							
	2012	(538,015)	(1,050,873)	(1,539,828)	(208,999)	(622,439)	(325,464)	(945,718)

(d) 貨幣風險

貨幣風險乃金融工具之價值因外匯變化而將出現波動之風險。

本集團之外匯風險主要包括金融市場部進行之外匯交易及源自於本集團銀行業務之貨幣風險。因非交易業務產生之貨幣風險乃轉至金融市場部，以按董事會風險管理委員會所批准之外匯倉盤限額進行集中化管理。管理層按貨幣對倉盤設定限額。風險管理部依據經批准限額對倉盤進行逐日獨立監察。

下表概述本集團及本銀行面對之外匯風險。該表包括本集團及本銀行按賬面值列賬之資產及負債，按貨幣進行分類。

4 FINANCIAL RISK MANAGEMENT (continued)

4.3 Market risk management (continued)

(c) Interest rate risk (continued)

Sensitivity analysis (continued)

2012
Interest rate stress test for interest rate trading

孳息曲線變動	Yield curve shift	情況分析					
		輕微 Light		溫和 Moderate		嚴重 Extreme	
		-100個基點 -100 bps	+100個基點 +100 bps	-200個基點 -200 bps	+200個基點 +200 bps	-300個基點 -300 bps	+300個基點 +300 bps
二零一二年十二月	December						
	2012	(2,920)	(11,998)	(5,862)	(23,774)	(6,249)	(35,336)

Interest rate risk for investment book debt securities
(exclude HTM book and EFNs)

孳息曲線變動	Yield curve shift	情況分析						
		輕微 Light	溫和 Moderate	嚴重 Extreme	孳息曲線上升 Yield curve steepen		孳息曲線變平 Yield curve flatten	
		+100個基點 +100 bps	+200個基點 +200 bps	+300個基點 +300 bps	100個基點 100 bps	300個基點 300 bps	100個基點 100 bps	300個基點 300 bps
二零一二年十二月	December							
	2012	(538,015)	(1,050,873)	(1,539,828)	(208,999)	(622,439)	(325,464)	(945,718)

(d) Currency risk

Currency risk is the risk that the value of a financial instrument will fluctuate due to changes in foreign exchange rates.

The Group's foreign exchange exposures mainly comprise foreign exchange dealing by GMT and currency exposures originated from the Group's banking business. Currency exposures arising from non-trading businesses are transferred to GMT for centralised management within foreign exchange position limits approved by the Board RMC. Management has set limits on positions by currency. Positions are independently monitored by Risk Management Department against the approved limits on a daily basis.

The tables below summarise the Group's and the Bank's exposure to foreign currency exchange risk. Included in the tables are the Group's and the Bank's assets and liabilities at carrying amounts, categorised by currency.

財務報表附註

Notes to the Financial Statements

4 財務風險管理(續)

4.3 市場風險管理(續)

(d) 貨幣風險(續)

本集團 二零一三年十二月三十一日	Group At 31 December 2013	港元	美元	其他	總計
		HK\$ 千港元 HK\$'000	US\$ 千港元 HK\$'000	Other 千港元 HK\$'000	Total 千港元 HK\$'000
資產	Assets				
現金及在銀行同業與其他金融機構之結存	Cash and balances with banks and other financial institutions	37,945,875	47,072,856	52,055,366	137,074,097
在銀行同業及其他金融機構之存款以及貸款予銀行同業及其他金融機構	Placement with and advances to banks and other financial institutions	3,000,000	7,064,980	18,481,261	28,546,241
持作交易用途金融資產	Financial assets held for trading	301,394	6,885	16,695	324,974
指定以公平價值經收益表入賬金融資產	Financial assets designated at fair value through profit or loss	-	412,783	-	412,783
貸款及其他賬項	Advances and other accounts	109,304,815	140,269,906	72,755,614	322,330,335
備供銷售金融投資	Available-for-sale financial investments	17,736,152	34,746,195	10,350,859	62,833,206
持有至到期金融投資	Held-to-maturity financial investments	2,653,401	2,004,599	238,854	4,896,854
於聯營公司之投資	Investments in associates	249,728	-	-	249,728
商譽及其他無形資產	Goodwill and other intangible assets	1,037,856	-	49,856	1,087,712
投資物業	Investment properties	41,000	-	17,524	58,524
物業及設備	Property, plant and equipment	702,919	-	142,247	845,166
其他資產，包括現行及遞延稅項資產	Other assets, including current and deferred tax assets	2,144,933	1,632,933	1,888,765	5,666,631
總資產	Total assets	175,118,073	233,211,137	155,997,041	564,326,251
負債	Liabilities				
銀行同業及其他金融機構之存款	Deposits from banks and other financial institutions	42,090,721	35,597,043	23,253,969	100,941,733
客戶存款	Deposits from customers	135,833,023	92,584,211	113,045,740	341,462,974
已發行存款證	Certificates of deposit issued	4,985,262	22,672,230	12,909,231	40,566,723
以攤銷成本入賬之已發行債券	Debt securities in issue at amortised cost	614,410	9,984,503	10,224,496	20,823,409
以公平價值經收益表入賬之已發行債券	Debt securities in issue at fair value through profit or loss	-	699,091	-	699,091
以攤銷成本入賬之後償債項	Subordinated debt measured at amortised cost	-	7,711,331	1,911,486	9,622,817
其他負債，包括現行及遞延稅項負債	Other liabilities, including current and deferred tax liabilities	2,805,838	2,040,748	879,214	5,725,800
負債總額	Total liabilities	186,329,254	171,289,157	162,224,136	519,842,547
資產負債表內倉盤淨額	Net on-balance sheet position	(11,211,181)	61,921,980	(6,227,095)	44,483,704
信貸承諾	Credit commitments	53,944,173	135,555,898	24,132,518	213,632,589

財務報表附註

Notes to the Financial Statements

4 財務風險管理(續)

4.3 市場風險管理(續)

(d) 貨幣風險(續)

本集團 二零一二年十二月三十一日	Group At 31 December 2012	港元	美元	其他	總計
		HK\$ 千港元 HK\$' 000	US\$ 千港元 HK\$' 000	Other 千港元 HK\$' 000	Total 千港元 HK\$' 000
資產	Assets				
現金及在銀行同業與其他金融機構之結存	Cash and balances with banks and other financial institutions	17,874,985	41,214,241	26,943,758	86,032,984
在銀行同業及其他金融機構之存款	Placements with banks and other financial institutions	-	3,929,921	13,408,721	17,338,642
持作交易用途金融資產	Financial assets held for trading	182,027	7,270	54,578	243,875
指定以公平價值經收益表入賬金融資產	Financial assets designated at fair value through profit or loss	101,463	424,183	-	525,646
貸款及其他賬項	Advances and other accounts	99,668,051	96,331,571	68,302,748	264,302,370
備供銷售金融投資	Available-for-sale financial investments	436,283	29,808,392	17,226,927	47,471,602
持有至到期金融投資	Held-to-maturity financial investments	1,164,350	-	-	1,164,350
於聯營公司之投資	Investment in an associate	228,205	-	-	228,205
商譽及其他無形資產	Goodwill and other intangible assets	1,026,176	-	44,015	1,070,191
投資物業	Investment properties	38,000	-	15,423	53,423
物業及設備	Property, plant and equipment	627,574	-	128,688	756,262
其他資產	Other assets	1,552,640	1,263,922	568,808	3,385,370
總額	Total	122,899,754	172,979,500	126,693,666	422,572,920
負債	Liabilities				
銀行同業及其他金融機構之存款	Deposits from banks and other financial institutions	5,201,359	46,115,923	21,545,632	72,862,914
客戶存款	Deposits from customers	100,308,151	70,931,303	86,908,617	258,148,071
已發行存款證	Certificates of deposit issued	3,784,333	20,162,197	8,125,833	32,072,363
以攤銷成本入賬之已發行債券	Debt securities in issue at amortised cost	682,930	6,740,491	1,972,442	9,395,863
以攤銷成本入賬之後償債項	Subordinated debts measured at amortised cost	-	3,850,659	1,855,349	5,706,008
其他負債，包括現行及遞延稅項負債	Other liabilities, including current and deferred tax liabilities	2,135,181	1,188,379	1,507,128	4,830,688
總額	Total	112,111,954	148,988,952	121,915,001	383,015,907
資產負債表內倉盤淨額	Net on-balance sheet position	10,787,800	23,990,548	4,778,665	39,557,013
信貸承諾	Credit commitments	57,968,668	124,302,744	15,324,339	197,595,751

4 FINANCIAL RISK MANAGEMENT (continued)

4.3 Market risk management (continued)

(d) Currency risk (continued)

	Group At 31 December 2012	港元	美元	其他	總計
		HK\$ 千港元 HK\$' 000	US\$ 千港元 HK\$' 000	Other 千港元 HK\$' 000	Total 千港元 HK\$' 000
資產	Assets				
現金及在銀行同業與其他金融機構之結存	Cash and balances with banks and other financial institutions	17,874,985	41,214,241	26,943,758	86,032,984
在銀行同業及其他金融機構之存款	Placements with banks and other financial institutions	-	3,929,921	13,408,721	17,338,642
持作交易用途金融資產	Financial assets held for trading	182,027	7,270	54,578	243,875
指定以公平價值經收益表入賬金融資產	Financial assets designated at fair value through profit or loss	101,463	424,183	-	525,646
貸款及其他賬項	Advances and other accounts	99,668,051	96,331,571	68,302,748	264,302,370
備供銷售金融投資	Available-for-sale financial investments	436,283	29,808,392	17,226,927	47,471,602
持有至到期金融投資	Held-to-maturity financial investments	1,164,350	-	-	1,164,350
於聯營公司之投資	Investment in an associate	228,205	-	-	228,205
商譽及其他無形資產	Goodwill and other intangible assets	1,026,176	-	44,015	1,070,191
投資物業	Investment properties	38,000	-	15,423	53,423
物業及設備	Property, plant and equipment	627,574	-	128,688	756,262
其他資產	Other assets	1,552,640	1,263,922	568,808	3,385,370
總額	Total	122,899,754	172,979,500	126,693,666	422,572,920
負債	Liabilities				
銀行同業及其他金融機構之存款	Deposits from banks and other financial institutions	5,201,359	46,115,923	21,545,632	72,862,914
客戶存款	Deposits from customers	100,308,151	70,931,303	86,908,617	258,148,071
已發行存款證	Certificates of deposit issued	3,784,333	20,162,197	8,125,833	32,072,363
以攤銷成本入賬之已發行債券	Debt securities in issue at amortised cost	682,930	6,740,491	1,972,442	9,395,863
以攤銷成本入賬之後償債項	Subordinated debts measured at amortised cost	-	3,850,659	1,855,349	5,706,008
其他負債，包括現行及遞延稅項負債	Other liabilities, including current and deferred tax liabilities	2,135,181	1,188,379	1,507,128	4,830,688
總額	Total	112,111,954	148,988,952	121,915,001	383,015,907
資產負債表內倉盤淨額	Net on-balance sheet position	10,787,800	23,990,548	4,778,665	39,557,013
信貸承諾	Credit commitments	57,968,668	124,302,744	15,324,339	197,595,751

財務報表附註

Notes to the Financial Statements

4 財務風險管理(續)

4.3 市場風險管理(續)

(d) 貨幣風險(續)

本銀行	Bank	港元 HK\$ 千港元 HK\$'000	美元 US\$ 千港元 HK\$'000	其他 Other 千港元 HK\$'000	總計 Total 千港元 HK\$'000
二零一三年十二月三十一日	At 31 December 2013				
資產	Assets				
現金及在銀行同業與其他金融機構之結存	Cash and balances with banks and other financial institutions	37,956,937	46,942,706	52,606,224	137,505,867
在銀行同業及其他金融機構之存款以及貸款予銀行同業及其他金融機構	Placement with and advances to banks and other financial institutions	3,000,000	7,064,980	11,045,200	21,110,180
持作交易用途金融資產	Financial assets held for trading	19,277	6,885	16,695	42,857
指定以公平價值經收益表入賬金融資產	Financial assets designated at fair value through profit or loss	-	412,783	-	412,783
貸款及其他賬項	Advances and other accounts	109,170,988	139,139,524	24,601,216	272,911,728
備供銷售金融投資	Available-for-sale financial investments	458,245	34,746,195	10,350,859	45,555,299
持有至到期金融投資	Held-to-maturity financial investments	1,164,391	2,004,599	238,854	3,407,844
於聯營公司之投資	Investments in associates	132,938	-	-	132,938
於附屬公司之投資	Investments in subsidiaries	400,403	-	3,567,704	3,968,107
商譽及其他無形資產	Goodwill and other intangible assets	1,015,400	-	-	1,015,400
投資物業	Investment properties	41,000	-	-	41,000
物業及設備	Property, plant and equipment	702,578	-	-	702,578
其他資產，包括現行及遞延稅項資產	Other assets, including current and deferred tax assets	2,046,991	1,632,933	1,826,920	5,506,844
總資產	Total assets	156,109,148	231,950,605	104,253,672	492,313,425
負債	Liabilities				
銀行同業及其他金融機構之存款	Deposits from banks and other financial institutions	24,408,020	35,597,043	23,253,969	83,259,032
客戶存款	Deposits from customers	136,491,741	91,501,209	64,113,403	292,106,353
已發行存款證	Certificates of deposit issued	4,985,262	22,672,230	12,909,231	40,566,723
以攤銷成本入賬之已發行債券	Debt securities in issue at amortised cost	614,410	9,984,503	10,224,496	20,823,409
以公平價值經收益表入賬之已發行債券	Debt securities in issue at fair value through profit or loss	-	699,091	-	699,091
以攤銷成本入賬之後償債項	Subordinated debt measured at amortised cost	-	7,711,330	1,911,487	9,622,817
其他負債，包括現行及遞延稅項負債	Other liabilities, including current and deferred income tax liabilities	2,156,600	2,040,748	879,306	5,076,654
負債總額	Total liabilities	168,656,033	170,206,154	113,291,892	452,154,079
資產負債表內倉盤淨額	Net on-balance sheet position	(12,546,885)	61,744,451	(9,038,220)	40,159,346
信貸承諾	Credit commitments	53,944,173	135,555,898	7,164,268	196,664,339

財務報表附註

Notes to the Financial Statements

4 財務風險管理(續)

4.3 市場風險管理(續)

(d) 貨幣風險(續)

		港元 HK\$ 千港元 HK\$'000	美元 US\$ 千港元 HK\$'000	其他 Other 千港元 HK\$'000	總計 Total 千港元 HK\$'000
本銀行 二零一二年十二月三十一日	Bank At 31 December 2012				
資產	Assets				
現金及在銀行同業與其他金融機構之結存	Cash and balances with banks and other financial institutions	17,866,796	39,257,557	24,238,331	81,362,684
在銀行同業及其他金融機構之存款	Placements with banks and other financial institutions	32,000	6,049,889	2,633,760	8,715,649
持作交易用途金融資產	Financial assets held for trading	18,738	7,270	54,578	80,586
指定以公平價值經收益表入賬金融資產	Financial assets designated at fair value through profit or loss	101,463	424,183	–	525,646
貸款及其他賬項	Advances and other accounts	99,483,093	94,548,677	37,695,401	231,727,171
備供銷售金融投資	Available-for-sale financial investments	435,971	29,808,392	10,114,240	40,358,603
持有至到期金融投資	Held-to-maturity financial investments	1,164,350	–	–	1,164,350
於聯營公司之投資	Investment in an associate	132,938	–	–	132,938
於附屬公司之投資	Investments in subsidiaries	400,403	–	3,567,704	3,968,107
商譽及其他無形資產	Goodwill and other intangible assets	1,003,721	–	–	1,003,721
投資物業	Investment properties	38,000	–	–	38,000
物業及設備	Property, plant and equipment	627,135	–	–	627,135
其他資產	Other assets	1,858,501	1,251,489	341,465	3,451,455
總額	Total	123,163,109	171,347,457	78,645,479	373,156,045
負債	Liabilities				
銀行同業及其他金融機構之存款	Deposits from banks and other financial institutions	5,203,715	45,576,220	15,166,505	65,946,440
客戶存款	Deposits from customers	100,944,732	70,132,456	48,174,126	219,251,314
已發行存款證	Certificates of deposit issued	3,784,333	20,162,197	8,125,833	32,072,363
以攤銷成本入賬之已發行債券	Debt securities in issue at amortised cost	682,930	6,740,491	1,972,442	9,395,863
以攤銷成本入賬之後償債項	Subordinated debts measured at amortised cost	–	3,850,659	1,855,349	5,706,008
其他負債，包括現行及遞延稅項負債	Other liabilities, including current and deferred income tax liabilities	2,432,882	1,184,671	622,183	4,239,736
總額	Total	113,048,592	147,646,694	75,916,438	336,611,724
資產負債表內倉盤淨額	Net on-balance sheet position	10,114,517	23,700,763	2,729,041	36,544,321
信貸承諾	Credit commitments	57,968,668	121,631,960	6,410,678	186,011,306

4 FINANCIAL RISK MANAGEMENT (continued)

4.3 Market risk management (continued)

(d) Currency risk (continued)

		港元 HK\$ 千港元 HK\$'000	美元 US\$ 千港元 HK\$'000	其他 Other 千港元 HK\$'000	總計 Total 千港元 HK\$'000
本銀行 二零一二年十二月三十一日	Bank At 31 December 2012				
資產	Assets				
現金及在銀行同業與其他金融機構之結存	Cash and balances with banks and other financial institutions	17,866,796	39,257,557	24,238,331	81,362,684
在銀行同業及其他金融機構之存款	Placements with banks and other financial institutions	32,000	6,049,889	2,633,760	8,715,649
持作交易用途金融資產	Financial assets held for trading	18,738	7,270	54,578	80,586
指定以公平價值經收益表入賬金融資產	Financial assets designated at fair value through profit or loss	101,463	424,183	–	525,646
貸款及其他賬項	Advances and other accounts	99,483,093	94,548,677	37,695,401	231,727,171
備供銷售金融投資	Available-for-sale financial investments	435,971	29,808,392	10,114,240	40,358,603
持有至到期金融投資	Held-to-maturity financial investments	1,164,350	–	–	1,164,350
於聯營公司之投資	Investment in an associate	132,938	–	–	132,938
於附屬公司之投資	Investments in subsidiaries	400,403	–	3,567,704	3,968,107
商譽及其他無形資產	Goodwill and other intangible assets	1,003,721	–	–	1,003,721
投資物業	Investment properties	38,000	–	–	38,000
物業及設備	Property, plant and equipment	627,135	–	–	627,135
其他資產	Other assets	1,858,501	1,251,489	341,465	3,451,455
總額	Total	123,163,109	171,347,457	78,645,479	373,156,045
負債	Liabilities				
銀行同業及其他金融機構之存款	Deposits from banks and other financial institutions	5,203,715	45,576,220	15,166,505	65,946,440
客戶存款	Deposits from customers	100,944,732	70,132,456	48,174,126	219,251,314
已發行存款證	Certificates of deposit issued	3,784,333	20,162,197	8,125,833	32,072,363
以攤銷成本入賬之已發行債券	Debt securities in issue at amortised cost	682,930	6,740,491	1,972,442	9,395,863
以攤銷成本入賬之後償債項	Subordinated debts measured at amortised cost	–	3,850,659	1,855,349	5,706,008
其他負債，包括現行及遞延稅項負債	Other liabilities, including current and deferred income tax liabilities	2,432,882	1,184,671	622,183	4,239,736
總額	Total	113,048,592	147,646,694	75,916,438	336,611,724
資產負債表內倉盤淨額	Net on-balance sheet position	10,114,517	23,700,763	2,729,041	36,544,321
信貸承諾	Credit commitments	57,968,668	121,631,960	6,410,678	186,011,306

財務報表附註

Notes to the Financial Statements

4 財務風險管理(續)

4.3 市場風險管理(續)

(d) 貨幣風險(續)

壓力測試

下表為十二月進行最後一次之壓力測試計算在所有其他變量維持不變的情況下，即期匯率及外匯波動於二零一三年及二零一二年之合理可能變動所產生之按元計量之變化。

二零一三年

外匯倉盤風險壓力測試

千港元
HK\$'000

最低即期及波幅變動 (人民幣除外)	Worst of spot and volatility change (excluding CNY)	情況分析 Scenario		
		輕微 Light 即期(9%) Spot (9%) 波幅(3%) Volatility (3%)	溫和 Moderate 即期(12%) Spot (12%) 波幅(4%) Volatility (4%)	嚴重 Extreme 即期(15%) Spot (15%) 波幅(5%) Volatility (5%)
		(16,171)	(21,528)	(26,883)

千港元
HK\$'000

最低即期及波幅變動 (人民幣)	Worst of spot and volatility change (CNY)	情況分析 Scenario		
		輕微 Light 即期(1%) Spot (1%) 波幅(5%) Volatility (5%)	溫和 Moderate 即期(3%) Spot (3%) 波幅(5%) Volatility (5%)	嚴重 Extreme 即期(5%) Spot (5%) 波幅(5%) Volatility (5%)
		(5,067)	(15,058)	(25,259)

4 FINANCIAL RISK MANAGEMENT (continued)

4.3 Market risk management (continued)

(d) Currency risk (continued)

Stress test

The tables below show the last stress tests conducted in December which calculated the change in dollar term of a reasonably possible movement of spot rates and foreign exchange volatility for 2013 and 2012, with all other variables held constant.

2013

Risk stress testing for foreign exchange position

	情況分析 Scenario		
	輕微 Light 即期(9%) Spot (9%) 波幅(3%) Volatility (3%)	溫和 Moderate 即期(12%) Spot (12%) 波幅(4%) Volatility (4%)	嚴重 Extreme 即期(15%) Spot (15%) 波幅(5%) Volatility (5%)
最低即期及波幅變動 (人民幣除外)	(16,171)	(21,528)	(26,883)

	情況分析 Scenario		
	輕微 Light 即期(1%) Spot (1%) 波幅(5%) Volatility (5%)	溫和 Moderate 即期(3%) Spot (3%) 波幅(5%) Volatility (5%)	嚴重 Extreme 即期(5%) Spot (5%) 波幅(5%) Volatility (5%)
最低即期及波幅變動 (人民幣)	(5,067)	(15,058)	(25,259)

財務報表附註

Notes to the Financial Statements

4 財務風險管理(續)

4.3 市場風險管理(續)

(d) 貨幣風險(續)

壓力測試(續)
二零一二年
外匯倉盤風險壓力測試

千港元
HK\$'000

	Worst of spot and volatility change (excluding CNY)	情況分析 Scenario		
		輕微 Light 即期(9%) Spot (9%) 波幅(3%) Volatility (3%)	溫和 Moderate 即期(12%) Spot (12%) 波幅(4%) Volatility (4%)	嚴重 Extreme 即期(15%) Spot (15%) 波幅(5%) Volatility (5%)
最低即期及波幅變動 (人民幣除外)		(7,403)	(11,270)	(15,122)

千港元
HK\$'000

	Worst of spot and volatility change (CNY)	情況分析 Scenario		
		輕微 Light 即期(1%) Spot (1%) 波幅(5%) Volatility (5%)	溫和 Moderate 即期(3%) Spot (3%) 波幅(5%) Volatility (5%)	嚴重 Extreme 即期(5%) Spot (5%) 波幅(5%) Volatility (5%)
最低即期及波幅變動 (人民幣)		(4,647)	(13,943)	(23,240)

根據最近的市場數據，七大工業國的貨幣匯率波幅正在上升，市場風險亦因而增加。因此，於二零一三年的市場風險壓力測試計劃檢討中，外匯風險的輕微和溫和假設情況已因應市況而修訂。

According to recent market data, the volatility of G7 currencies' exchange rates was rising, and hence market risk was also increasing. Therefore, in the 2013 market risk stress test programme review, the light and moderate hypothetical scenarios of FX risk had been revised in accordance with the market situations.

4 FINANCIAL RISK MANAGEMENT (continued)

4.3 Market risk management (continued)

(d) Currency risk (continued)

Stress test (continued)
2012
Risk stress testing for foreign exchange position

財務報表附註

Notes to the Financial Statements

4 財務風險管理(續)

4.3 市場風險管理(續)

(e) 股票價格風險

股票價格風險乃股票組合之公平價值因股市指數水平及個別股票價值變化而下降之風險。自二零零六年起，本集團已開始因透過參予首次公開招股過程所投資的股份而涉及市場風險。風險集中程度限額及止蝕限額乃就個別股份進行設定。持倉股票之市場風險於目前階段相對並不大。

本集團於二零一三年及二零一二年的股票風險主要為長期策略性股票投資，並以附註27所載之「備供銷售金融投資」列報。附註23所載之「持作交易用途金融資產」內為持作交易用途股票，並受風險管理監控措施所規管。

為計算資本充足比率，本集團已考慮其股票風險作為風險加權資產的一部分。

有關股票投資所應用之估值及方法均於財務報表附註2定義。

4 FINANCIAL RISK MANAGEMENT (continued)

4.3 Market risk management (continued)

(e) Equity price risk

Equity price risk is the risk that the fair values of the equity portfolio decrease as the result of changes in the levels of equity indices and the value of individual stocks. Since 2006, the Group has begun to take market risk positions in shares at the time of their respective IPO process. Concentration limits and stop-loss limits are set for individual shares. Market risk positions on equity are relatively not sizeable at this stage.

The Group's equity exposures in 2013 and 2012 are mainly long-term strategic equity investments which are reported as "available-for-sale financial investments" set out in Note 27. Equities held for trading purposes are included under "Financial assets held for trading" set out in Note 23. These are subject to risk management control procedures.

The Group takes into account its equity exposure as part of risk-weighted assets for the purpose of calculating the capital adequacy ratios.

Valuation and technique methodologies applied on equity investments are detailed in Note 2 of the financial statements.

		2013 千港元 HK\$'000	2012 千港元 HK\$'000
來自出售和兌現持有股權的累積實現收益	Cumulative realised gains arising from sales and liquidations of equity exposure		
在本銀行的儲備內確認，但沒有經銀行賬目內之收益表入賬的未實現收益的總計	Total unrealised gains recognised in the Bank's reserve but not through the income statement from banking book	-	420,132
為計算資本充足比率而包括在本銀行的附加資本內的任何未實現收益的數額	Unrealised gains included in the Bank's supplementary capital for capital adequacy ratio purpose	321,834	320,759
		321,834	144,342

財務報表附註

Notes to the Financial Statements

4 財務風險管理(續)

4.4 流動資金風險

流動資金風險乃指本集團於財務責任到期時未能償債之風險。因此，流動資金風險管理乃為確保本集團具備充足之現金流，務求以具成本效益之方法應付一般及突發情況下之任何財務責任，並同時遵守一切監管規定的關鍵。風險管理政策必須確保本集團能夠在即時或合約期滿時滿足客戶的提款要求，能夠在借款期滿時還款，能夠符合監管規定的流動資金比率，以及能夠把握機會批出新貸款和作出投資。為了確保達到上述目標，本集團維持一個以零售及企業客戶存款構成的穩定而多元化的資金基礎以及一個以高流動性資產組成的強大組合。

為管理流動資金風險，本集團已制定流動資金風險管理政策，並經由相關功能委員會審閱，其中主要事宜得到董事會／董事會風險管理委員會批核。本集團每日均緊密管理及預測流動資金流向，以讓資產負債管理委員會、金融市場部及相關部門按照不斷變化之市況迅速行動，並及時實行應變計劃。此外，本集團會編製，並每月向資產負債管理委員會以及每季向高級管理層風險管理委員會及董事會／董事會風險管理委員會呈交流動資金風險管理報告，以促進有效之流動資金風險管理。本集團定期履行壓力測試，以評估是否有任何緊急之資金需要及本集團是否有足夠資本應付該等需要。如發現任何資金不足之情況，本集團將採取適當之補救措施。本銀行設立多項資訊管理系統以管理流動資金風險。

本銀行維持分散之流動資金緩衝組合，當中大部分為無產權負擔、主要為流動性高及可隨時變現之可銷資產（即一級資本流動資產），此等資產可隨時以低折讓或甚至無折讓之價格予以變現。本銀行亦透過持有其他高流動性及可銷之二級資本資產（包括優質公司債券以及由主權、中央銀行、公眾實體或具相若質素之多邊發展銀行發行或擔保之其他有價證券），增加該等緩衝組合之組成成分，此等緩衝組合可用以應對壓力期間年期較長之部分，而不會導致過多之虧損或折讓。本銀行每月計算所需之流動資金緩衝、本銀行所持之流動資金緩衝以及流動資金緩衝之敞口，並於資產負債管理委員會會議上進行討論，以釐定是否需要採取任何補救行動。本銀行維持258億港元之流動資金緩衝，當中253億港元為一級資本流動資產，5億5千4百萬港元為二級資本流動資產。

4 FINANCIAL RISK MANAGEMENT (continued)

4.4 Liquidity risk

Liquidity risk is the risk that the Group cannot meet its financial obligations as and when they fall due. Liquidity risk management is therefore essential to ensure adequate cash flows to meet all financial obligations under both normal and contingency circumstances in a cost-effective manner and within regulatory requirements. Risk management policies must ensure that the Group can meet deposit withdrawals either on demand or at their contractual maturity, can repay borrowings as they mature, is able to comply with the statutory liquidity ratio, and is able to seize the opportunity to make new loans and investments as circumstances permit. To ensure this, the Group maintains both a stable and diversified funding base of core retail and corporate customer deposits and a strong portfolio of highly liquid assets.

To manage liquidity risk, the Group has established liquidity risk management policies that are reviewed by the relevant functional committees, with major issues approved by the Board/Board RMC. Liquidity is managed and forecasted on a daily basis. To enable ALCO, GMT and relevant departments to act proactively according to changing market conditions and to implement contingency plans on a timely basis. Also, liquidity risk management report is prepared and reported to ALCO on a monthly basis; to SERMC and Board/Board RMC on a quarterly basis for effective liquidity risk management stress tests are regularly performed to assess contingent funding needs and the adequacy of the Group's funds to meet them. When any shortage is identified, appropriate remedial measures will be executed. The Bank maintains various management information systems to manage liquidity risks.

The Bank maintains a diversified portfolio of liquidity cushion that is largely made up of unencumbered, the most liquid and readily marketable assets (i.e. tier 1 liquid assets) that can be easily or immediately liquidated with little or no loss or discount at all times. The Bank also widens the composition of the cushion by holding other highly liquid and marketable assets of a second tier (including high quality corporate bonds and other marketable securities issued or guaranteed by sovereigns, central banks, public sector entities or multilateral development banks of comparable quality) which can be used to cater for the longer end of the stress period without resulting in excessive losses or discounts. The Bank calculates the required liquidity cushion, liquidity cushion held by the Bank and gap of liquidity cushion on a monthly basis and discusses at the ALCO meeting to determine if any remedial action is necessary. The Bank maintains HK\$25.8 billion of liquidity cushion which is composed of HK\$25.3 billion tier 1 liquid assets and HK\$554 million tier 2 liquid assets.

財務報表附註

Notes to the Financial Statements

4 財務風險管理(續)

4.4 流動資金風險(續)

資產負債管理委員會向行政委員會匯報，獲指派負責根據董事會批准之此項流動資金風險管理政策，監督日常及長遠流動資金風險管理工作。當中包括但不限於：

- 制定及執行流動資金風險管理策略、政策及程序；
- 密切監控可能需要對流動資金風險管理策略及時作出修訂或更新以應對任何重大挑戰之當前趨勢和潛在之市場發展；
- 確保已制定內部框架，以就流動資金之成本、利益及風險履行妥善之分配和定價工作；
- 確保壓力測試及緊急資金計劃之有效性以及是否已維持合適之流動資金緩衝；
- 最少每年或在高級管理層因應市場變動和本銀行之特定需要而提出要求時，執行逆向壓力測試；
- 檢討、修訂及決定補充行動(如有需要)、流動資金標準及計量工具，包括流動資金風險指標和假設；
- 將任何新出現或新發現之流動資金關注事宜及時通知行政委員會；

為確保有效之流動資金風險管理，前線業務部門須：

- 透過內部現金流呈報系統及時匯報客戶資金流入和流出情況，同時監察提取存款之趨勢；
- 吸引相對穩定之存款，以及積極達致管理層所設定之存款增長目標；
- 在發展需要大量流動資金之資產業務的同時，積極達致存款增長目標；
- 於流動資金相對緊絀之時，執行資產負債管理委員會或行政委員會同意之流動資金管理計劃；
- 考慮本銀行之資金成本和供應等因素，妥善為借貸定價；及
- 於本銀行欠缺流動資金供應之期間，放慢或停止承造新貸款及／或延遲或規管貸款之提取及／或商討出售貸款事宜。

4 FINANCIAL RISK MANAGEMENT (continued)

4.4 Liquidity risk (continued)

The ALCO, reporting to Executive Committee, is delegated with the responsibility for overseeing the day-to-day and long-term management of liquidity risk in line with this Liquidity Risk Management Policy endorsed by the Board of Directors. This includes but not limited to:

- developing and implementing the liquidity risk management strategy, policies and procedures;
- monitoring closely the current trends and potential market developments that may require timely changes or updates to the liquidity risk management strategy to address any significant challenges;
- ensuring that there is an internal framework for proper allocation or pricing of liquidity cost, benefits and risks;
- ensuring the effectiveness of stress tests and contingency funding plans as well as the appropriateness of the liquidity cushion maintained;
- conducting reverse stress tests at least annually or subject to the request by the senior management in view of changing market conditions and the Bank's specific needs;
- reviewing, revising and deciding on remedial action, if necessary, the liquidity metrics and measurement tools, including the liquidity risk indicators and assumptions;
- informing EC of any new and emerging liquidity concerns in a timely manner;

To ensure an effective liquidity risk management, front line business units:

- report the customer fund in-out flow in time through internal cashflow reporting system and monitor the trend of deposits withdrawal;
- attract relatively stable deposits and fulfill the deposit growth targets set by management;
- simultaneously comply with the deposit growth target when developing assets business which consuming liquidity;
- implement liquidity management plans as agreed in ALCO or EC when the liquidity is relatively tight;
- price lending properly, taking into account the Bank's liquidity cost and availability, and
- slow down or cease committing to new loans, and/or to defer or regulate loan drawdown and/or to work together on loan sale during times of the Bank's inadequate liquidity availability.

財務報表附註

Notes to the Financial Statements

4 財務風險管理(續)

4.4 流動資金風險(續)

本集團於二零一三年全年之流動資金狀況依然充裕，平均流動資金比率為39.7%（二零一二年平均：43.7%），遠高於25%之法定要求。

巴塞爾銀行監管委員會於二零一零年十二月就資本及流動資金管理公佈兩份文件「建設更穩健的銀行及銀行體系的全球監管框架」及「流動資金風險計量、標準及監察的國際框架」，以及於二零一三年一月發出題為「巴塞爾資本協議三：流動性覆蓋率和流動性風險監測工具」之文件，載列一般統稱為「巴塞爾資本協定三」之規則。其後，香港金融管理局亦分別於二零一二年一月和二零一三年七月，發出有關在香港實施「巴塞爾資本協定三」流動資金標準的諮詢文件。諮詢文件建議發展新的流動資金最低標準（流動資金覆蓋比率），以提升銀行在面對潛在短期流動資金波動情況下的復元力。為提升長期復元力，亦為銀行引入穩定資金淨額比率。此等措施將會於各自之觀察期結束後在二零一五年及二零一八年生效。

本集團繼續發掘及擴展多個融資渠道，以充分把握業務擴充機會。母行中國工商銀行在加強集團流動資金能力上提供之資金支持，足證本銀行有效增強資金實力。

資產及負債的相配和受控之錯配對本集團流動性管理而言至關重要。由於交易經常期限不定，且類型也經常不同，因此銀行做到完全相配的情況並不普遍。不相配的情況既可能提高實體溢利能力，也會增加利率風險和流動性風險。

本集團的資產大多來自客戶存款。於所有客戶存款中，7%為活期存款及往來戶口，17%為儲蓄存款，76%為定期及通知存款（二零一二年：9%為活期存款及往來戶口，18%為儲蓄存款，73%為定期及通知存款）。上述客戶存款的種類及到期日分佈甚為廣泛，屬於穩定的資金來源。本集團極為重視維持此等存款之穩定性，並透過旗下零售銀行業務及維持存戶對本集團雄厚資本之信心以維持此情況。雖然很多客戶賬項已訂約須即時或在給予短期通知後償還，但事實上，由於流入及流出額大致相符，故短期存款結餘穩定。平均經調整存貸比率為58.77%。

由於持作交易及備供銷售組合可於到期前出售或客戶存款可能在未被取用之情況下到期，合約到期日並不完全反映未來現金流量的時間和金額。

4 FINANCIAL RISK MANAGEMENT (continued)

4.4 Liquidity risk (continued)

The Group's liquidity position remained affluent throughout 2013 with an average liquidity ratio of 39.7% (average for 2012: 43.7%), well above the statutory requirement of 25%.

The Basel Committee on Banking Supervision has issued two documents – “A global regulatory framework for more resilient banks and banking systems” and “International framework for liquidity risk measurement, standards and monitoring” in December 2010 and “Basel III: The Liquidity Coverage Ratio and liquidity risk monitoring tools” in January 2013, setting out rules – widely referred to as Basel III rules – on the management of capital and liquidity. The Hong Kong Monetary Authority subsequently issued a consultation paper in January 2012 and July 2013 on the implementation of Basel III Liquidity Standards in Hong Kong. The consultation paper proposes that a new minimum standard, the Liquidity Coverage Ratio, be developed to promote the resilience of banks to potential short-term liquidity disruptions. To promote longer-term resilience, a Net Stable Funding Ratio for banks will also be introduced. These measures will take effect in 2015 and 2018 respectively after an observation period for each.

The Group continues to explore and diversify funding channels to capitalise on opportunities for business expansion. Concrete funding from the Parent Bank, ICBC, has proven to be efficient in strengthening the Group's liquidity capability.

The matching and controlled mismatching of assets and liabilities are fundamental to the liquidity management of the Group. It is unusual for banks to be completely matched, as transactions often entail uncertain terms and are frequently of different types. While an unmatched position potentially enhances profitability, it increases the interest rate risk and the liquidity risk of an entity.

A substantial portion of our assets is funded by customer deposits. Of total customer deposits, 7% consist of demand and current account deposits, 17% of savings deposits, and 76% of time, call and notice deposits (2012: demand and current account 9%, savings 18%, time, call and notice 73%). These customer deposits, which are widely diversified by type and maturity, represent a stable source of funds. The Group places great emphasis on the stability of these deposits, which is sustained through the Group's retail banking activities and by maintaining depositor confidence in the Group's capital strength. Although many customer accounts are contractually due for repayment on demand or at short notice, in practice inflows and outflows are broadly matched, keeping short-term deposit balances stable. The average adjusted loan-to-deposit ratio is 58.77%.

As the trading and available-for-sale portfolios may be sold before maturity, or deposits from customers may mature without being withdrawn, the contractual maturity dates do not totally represent the expected timing and availability of future cash flows.

財務報表附註

Notes to the Financial Statements

4 財務風險管理(續)

4.4 流動資金風險(續)

應付擔保和備用信用證項下所需款項的流動資金需求遠少於承諾的金額，因為本集團一般不預期第三方會根據協議要求兌現。由於很多信貸承諾毋須動用資金即告屆滿或終止，因此提供信貸承擔的尚未償付合同總金額未必等同日後的現金需求。

本銀行的資產負債管理部支持資產負債管理委員會監察及控制流動資金風險。本集團時刻保持非常嚴謹之流動資金風險管理，並更加倚重客戶存款而非銀行間資金，尤其是在動盪時期。本集團將繼續採取必要措施按其營運規模和複雜性加強其流動資金實力，包括符合各種壓力情景和任何新的流動性風險要求。

應變資金計劃由資產負債管理委員會及董事會／董事會風險管理委員會最少每年批核及檢討，其目的為確保本集團有實際及可行的計劃以應付危機。應變資金計劃是一個能夠於危機事件中管理流動資金的實用工具。其載列本集團為取得流動性及資金來源的可行方案及當不可預測的危機來臨時協定採取的行動。應變資金計劃包括仔細的行動步驟及分配責任。作為危機處理小組及其支援小組用以評估流動資金危機以於任何危機發生時執行步驟之實際指引，應變資金計劃包括一個完善的資產負債表到期日分析及列明所有已考慮其可信性、優先次序及需時的潛在資金來源。此外，計劃亦會根據本銀行於針對機構的具體情況、市場及合併的壓力情況所進行的壓力測試而估計資金缺口及流動資產流入。

本集團為內部以及監管目的而進行一系列的流動資金相關的壓力分析。本銀行定期對現金流量進行壓力測試，以各種「假設」情況測試流動資金狀況，以找出可能產生流動資金緊張情況的來源，並且分析未來流動資金壓力對本集團現金流量、流動資金狀況及償債能力的任何潛在影響。這些透過使用統計數據系統和內部系統進行的壓力測試既會對所有貨幣整體而言進行，亦會對港元倉盤以及本銀行有顯著倉盤的個別外幣個別進行。

銀行構建各種不利情況，包括特定銀行的危機情況；一般的市場危機的情況；以及兩者的結合。資產負債管理委員會審視和討論流動資金的壓力測試結果，考慮是否需要採取補救或減輕行動，以限制本銀行的風險，建立流動性資金緩衝，並調整其流動資金風險組合，以配合本銀行的風險承受能力。

4 FINANCIAL RISK MANAGEMENT (continued)

4.4 Liquidity risk (continued)

Liquidity requirements to support calls under guarantees and standby letters of credit are considerably less than the amount of the commitments because the Group does not generally expect its third parties to draw funds under the agreements. The total outstanding contractual amount of commitments to extend credit does not necessarily represent future cash requirements, as many of these commitments will expire or be terminated without being funded.

The Bank's Asset and Liability Management Department supports ALCO's implementation of liquidity risk monitoring and control. The Group has always maintained high vigilance with regard to liquidity risk management, relying much more significantly on customer deposits than on inter-bank funding, particularly in volatile times. The Group will continue to take the necessary measures commensurate with its scale and complexity of operation to strengthen its liquidity capability, including meeting various stress scenarios and any new liquidity risk requirements.

At least annually, the contingency funding plan ("CFP") is reviewed and approved by ALCO and the Board/Board RMC with the objective of ensuring that the Group has practical and operational plans in place to enable it to cope with a crisis. The CFP is a practical tool for managing liquidity during a crisis event. It sets out the options available to the Group for garnering liquidity and funding, and an agreed course of action in the event of an unexpected crisis. The CFP includes detailed action steps and assigns responsibilities. As a practical set of guidelines for the crisis management team and its support team to evaluate the liquidity crisis situation and execute action steps during any crisis, the CFP consists of a sound balance sheet maturity analysis, and spells out all potential funding sources giving due consideration to their reliability, priority and the lead time during a crisis. In addition, it estimates liquidity shortfalls and liquid assets inflow based on stress tests performed by the Bank under institution-specific, market-wide and combined stress scenarios.

The Group conducts a range of liquidity-related stress analyses, both for internal and regulatory purposes. The Bank conducts regular stress tests on cash flows by applying various "what if" scenarios on the liquidity positions to identify sources of potential liquidity strain and to analyse any possible impact of future liquidity stresses on the Group's cash flows, liquidity position and solvency. These stress tests are conducted for all currencies in aggregate and separately for positions in HKD and individual foreign currencies in which the Bank has significant positions by using statistical system and internal system.

The Bank constructs various adverse scenarios, including a bank-specific crisis scenario; a general market crisis scenario; and a combination of both. ALCO examines and discusses the liquidity stress-testing results to consider the need for remedial or mitigating actions to limit the Bank's exposures, build up a liquidity cushion, and adjust its liquidity profile to fit the Bank's risk tolerance.

財務報表附註

Notes to the Financial Statements

4 財務風險管理(續)

4.4 流動資金風險(續)

下表基於報告期結束時至合約到期日之剩餘期間分析本集團及本銀行於十二月三十一日之資產及負債到期分組情況。

4 FINANCIAL RISK MANAGEMENT (continued)

4.4 Liquidity risk (continued)

The tables below analyse assets and liabilities of the Group and the Bank as at 31 December into relevant maturing groupings based on the remaining period at the end of reporting period to the contractual maturity date.

本集團 二零一三年十二月三十一日	Group At 31 December 2013	須要求時	一個月內	一至三個月	三至十二個月	一至五年	五年以上	無限期	總計
		即時償還	Up to 1 month	1-3 months	3-12 months	1-5 years	Over 5 years	Indefinite	Total
		千港元	千港元	千港元	千港元	千港元	千港元	千港元	千港元
		HKS' 000	HKS' 000	HKS' 000	HKS' 000	HKS' 000	HKS' 000	HKS' 000	HKS' 000
資產	Assets								
現金及在銀行同業與其他金融機構之結存	Cash and balances with banks and other financial institutions	67,846,915	69,227,182	-	-	-	-	-	137,074,097
在銀行同業及其他金融機構之存款及向銀行同業及其他金融機構貸款	Placements with and advances to banks and other financial institutions	-	-	16,875,496	11,670,745	-	-	-	28,546,241
持作交易用途金融資產	Financial assets held for trading								
— 股票證券	— equity securities	-	-	-	-	-	-	301,395	301,395
— 其他債券	— other debt securities	-	-	-	16,695	-	6,884	-	23,579
指定以公平價值經收益表入賬金融資產	Financial assets designated at fair value through profit or loss								
— 其他債券	— other debt securities	-	116,511	-	78,257	218,015	-	-	412,783
衍生金融工具	Derivative financial instruments	165,628	542,845	845,290	2,624,507	945,663	306,736	-	5,430,669
貸款及其他賬項	Advances and other accounts	34,547,879	21,544,581	47,276,157	77,119,532	106,033,886	35,808,300	-	322,330,335
備供銷售金融投資	Available-for-sale investments								
— 庫務票據	— treasury bills	-	-	-	-	-	-	-	-
— 股票證券	— equity securities	-	-	-	-	-	-	450,408	450,408
— 所持有之存款證	— certificates of deposit held	-	1,544,403	1,771,859	1,543,046	1,744,622	-	-	6,603,930
— 其他債券	— other debt securities	-	568,367	966,289	9,850,813	41,504,332	2,880,914	8,153	55,778,868
持有至到期金融投資	Held-to-maturity financial investments								
— 庫務票據	— treasury bills	-	-	699,799	464,593	-	-	-	1,164,392
— 股票證券	— equity securities	-	-	-	-	-	-	-	-
— 所持有之存款證	— certificates of deposit held	-	-	-	-	-	-	-	-
— 其他債券	— other debt securities	-	652,417	38,135	798,458	1,228,121	1,015,331	-	3,732,462
於聯營公司之投資	Investments in associates	-	-	-	-	-	-	249,728	249,728
於附屬公司之投資	Investments in subsidiaries	-	-	-	-	-	-	-	-
商譽及其他無形資產	Goodwill and other intangible assets	-	-	-	-	-	-	1,087,712	1,087,712
投資物業	Investment properties	-	-	-	-	-	-	58,524	58,524
物業及設備	Property, plant and equipment	-	-	-	-	-	-	845,166	845,166
其他資產，包括現行及遞延所得稅資產	Other assets, including current and deferred income tax assets	75,780	2,532,864	363,090	1,341,980	393,362	10,545	949,010	5,666,631
總資產	Total assets	102,636,202	96,729,170	68,836,115	105,508,626	152,068,001	40,028,710	3,950,096	569,756,920
負債	Liabilities								
銀行同業及其他金融機構之存款	Deposits from banks and other financial institutions	31,776,199	42,428,567	14,385,260	12,351,707	-	-	-	100,941,733
衍生金融工具	Derivative financial instruments	22,637	583,997	749,493	2,946,703	938,438	213,362	-	5,454,630
客戶存款	Deposits from customers	94,746,492	102,607,039	65,327,126	63,442,530	14,376,403	963,384	-	341,462,974
已發行存款證	Certificates of deposit issued	-	2,202,632	11,541,087	25,024,049	1,798,955	-	-	40,566,723
已發行債券	Debt securities in issue	-	-	-	-	-	-	-	-
— 以公平價值經收益表入賬	— Designated at fair value through profit or loss	-	310,192	233,104	155,795	-	-	-	699,091
— 以攤銷成本入賬	— At amortised cost	-	8,634,027	5,074,049	6,515,333	600,000	-	-	20,823,409
以攤銷成本入賬之後償債項	Subordinated debt measured at amortised cost	-	-	-	-	-	9,622,817	-	9,622,817
其他負債，包括現行及遞延稅項負債	Other liabilities, including current and deferred income tax liabilities	679,192	941,528	1,197,428	2,402,386	244,234	23	261,009	5,725,800
負債總額	Total liabilities	127,224,520	157,707,982	98,507,547	112,838,503	17,958,030	10,799,586	261,009	525,297,177
流動資金缺口淨額	Net liquidity gap	(24,588,318)	(60,978,812)	(29,671,432)	(7,329,877)	134,109,971	29,229,124	3,689,087	44,459,743

財務報表附註

Notes to the Financial Statements

4 財務風險管理(續)

4 FINANCIAL RISK MANAGEMENT (continued)

4.4 流動資金風險(續)

4.4 Liquidity risk (continued)

本集團	Group	須要求時	一個月內	一至	三至	一至五年	五年以上	無限期	總計
		即時償還	Repayable	on demand	1 month				
二零一二年十二月三十一日	At 31 December 2012	千港元	千港元	千港元	千港元	千港元	千港元	千港元	千港元
		HK\$' 000	HK\$' 000	HK\$' 000	HK\$' 000	HK\$' 000	HK\$' 000	HK\$' 000	HK\$' 000
資產	Assets								
現金及在銀行同業與其他金融機構之結存	Cash and balances with banks and other financial institutions	19,496,980	60,559,349	-	-	-	-	5,976,655	86,032,984
在銀行同業及其他金融機構之存款	Placements with banks and other financial institutions	-	-	8,980,698	8,357,944	-	-	-	17,338,642
持作交易用途金融資產	Financial assets held for trading								
— 股票證券	— Equity securities	-	-	-	-	-	-	182,027	182,027
— 其他債券	— other debt securities	-	-	-	38,476	16,102	7,270	-	61,848
指定以公平價值經收益表入賬金融資產	Financial assets designated at fair value through profit or loss								
— 其他債券	— other debt securities	-	-	-	101,463	424,183	-	-	525,646
衍生金融工具	Derivative financial instruments	130,942	174,632	237,179	758,440	1,012,694	794,379	-	3,108,266
貸款及其他賬項	Advances and other accounts	26,251,157	18,412,974	37,158,645	75,924,234	74,550,811	32,004,549	-	264,302,370
備供銷售金融投資	Available-for-sale financial investments								
— 庫務票據	— treasury bills	-	-	-	147,800	-	-	-	147,800
— 股票證券	— equity securities	-	-	-	-	-	-	428,332	428,332
— 所持有之存款證	— certificates of deposit held	-	-	-	-	1,473,086	-	-	1,473,086
— 其他債券	— other debt securities	-	2,995,324	2,926,288	3,149,512	31,398,379	4,944,929	7,952	45,422,384
— 庫務票據	— treasury bills	-	-	699,780	464,570	-	-	-	1,164,350
於聯營公司之投資	Investment in an associate	-	-	-	-	-	-	228,205	228,205
商譽及其他無形資產	Goodwill and other intangible assets	-	-	-	-	-	-	1,070,191	1,070,191
投資物業	Investment properties	-	-	-	-	-	-	53,423	53,423
物業及設備	Property, plant and equipment	-	-	-	-	-	-	756,262	756,262
其他資產，包括現行及遞延所得稅資產	Other assets, including current and deferred income tax assets	9,082	874,225	305,905	1,198,606	174,903	-	822,649	3,385,370
總資產	Total assets	45,888,161	83,016,504	50,308,495	90,141,045	109,050,158	37,751,127	9,525,696	425,681,186
負債	Liabilities								
銀行同業及其他金融機構之存款	Deposits from banks and other financial institutions	15,943,438	24,753,567	16,459,911	15,240,893	465,105	-	-	72,862,914
衍生金融工具	Derivative financial instruments	13,386	149,278	228,829	657,665	1,227,306	487,776	-	2,764,240
客戶存款	Deposits from customers	68,984,556	98,980,142	49,740,947	36,822,478	3,617,728	2,220	-	258,148,071
已發行存款證	Certificates of deposit issued	-	1,533,911	6,885,106	22,123,711	1,529,635	-	-	32,072,363
以攤銷成本入賬之已發行債券	Debt securities in issue at amortised cost	-	39,888	1,871,622	6,477,728	1,006,625	-	-	9,395,863
以攤銷成本入賬之後償債項	Subordinated debts measured at amortised cost	-	-	-	-	-	5,706,008	-	5,706,008
其他負債，包括現行及遞延所得稅負債	Other liabilities, including current and deferred tax liabilities	40,321	562,450	1,229,939	1,951,037	189,436	55	857,450	4,830,688
負債總額	Total liabilities	84,981,701	126,019,236	76,416,354	83,273,512	8,035,835	6,196,059	857,450	385,780,147
流動資金缺口淨額	Net liquidity gap	(39,093,540)	(43,002,732)	(26,107,859)	6,867,533	101,014,323	31,555,068	8,668,246	39,901,039

財務報表附註

Notes to the Financial Statements

4 財務風險管理(續)

4 FINANCIAL RISK MANAGEMENT (continued)

4.4 流動資金風險(續)

4.4 Liquidity risk (continued)

本銀行 二零一三年十二月三十一日	Bank At 31 December 2013	須要求時	一個月內	一至	三至	一至五年	五年以上	無限期	總計
		即時償還	Up to	三個月	十二個月	1-5	Over 5		
		Repayable	1 month	1-3	3-12	years	years	Indefinite	Total
		on demand	months	months	months	years	years	Indefinite	Total
		千港元	千港元	千港元	千港元	千港元	千港元	千港元	千港元
		HK\$' 000	HK\$' 000	HK\$' 000	HK\$' 000	HK\$' 000	HK\$' 000	HK\$' 000	HK\$' 000
資產	Assets								
現金及在銀行同業與其他 金融機構之結存	Cash and balances with banks and other financial institutions	56,310,890	81,194,977	-	-	-	-	-	137,505,867
在銀行同業及其他金融機構之存款 及向銀行同業及其他金融機構貸款	Placements with and advances to banks and other financial institutions	-	-	10,186,308	10,923,872	-	-	-	21,110,180
持作交易用途金融資產	Financial assets held for trading								
- 股票證券	- equity securities	-	-	-	-	-	-	19,278	19,278
- 其他債券	- other debt securities	-	-	-	16,695	-	6,884	-	23,579
指定以公平價值經收益表入賬 金融資產	Financial assets designated at fair value through profit or loss								
- 其他債券	- other debt securities	-	116,511	-	78,257	218,015	-	-	412,783
衍生金融工具	Derivative financial instruments	165,628	542,845	845,290	2,624,507	945,663	306,736	-	5,430,669
貸款及其他賬項	Advances and other accountss	34,384,338	16,676,380	40,892,187	62,992,599	86,860,978	31,105,246	-	272,911,728
備供銷售金融投資	Available-for-sale investments								
- 股票證券	- equity securities	-	-	-	-	-	-	450,408	450,408
- 所持有之存款證	- certificates of deposit held	-	1,544,403	1,771,859	1,543,046	1,744,622	-	-	6,603,930
- 其他債券	- other debt securities	-	568,367	966,289	9,569,364	24,747,728	2,641,374	7,839	38,500,961
持有至到期金融投資	Held-to-maturity financial investments								
- 庫務票據	- treasury bills	-	-	699,799	464,593	-	-	-	1,164,392
- 其他債券	- other debt securities	-	-	-	-	1,228,121	1,015,331	-	2,243,452
於聯營公司之投資	Investments in associates	-	-	-	-	-	-	132,938	132,938
於附屬公司之投資	Investments in subsidiaries	-	-	-	-	-	-	3,968,107	3,968,107
商譽及其他無形資產	Goodwill and other intangible assets	-	-	-	-	-	-	1,015,400	1,015,400
投資物業	Investment properties	-	-	-	-	-	-	41,000	41,000
物業及設備	Property, plant and equipment	-	-	-	-	-	-	702,578	702,578
其他資產，包括現行 及遞延所得稅資產	Other assets, including current and deferred income tax assets	75,780	2,659,509	309,235	1,342,012	180,545	-	939,763	5,506,844
總資產	Total assets	90,936,636	103,302,992	55,670,967	89,554,945	115,925,672	35,075,571	7,277,311	497,744,094
負債	Liabilities								
銀行同業及其他金融機構之存款	Deposits from banks and other financial institutions	31,522,410	36,933,296	11,926,419	2,876,907	-	-	-	83,259,032
衍生金融工具	Derivative financial instruments	22,636	583,997	749,493	2,727,417	938,438	213,362	-	5,235,343
客戶存款	Deposits from customers	84,342,464	98,642,083	57,591,732	51,516,494	13,580	-	-	292,106,353
已發行存款證	Certificates of deposit issued	-	2,202,632	11,541,087	25,024,049	1,798,955	-	-	40,566,723
已發行債券	Debt securities in issue	-	-	-	-	-	-	-	-
- 以公平價值經收益表入賬	- Designated at fair value through profit or loss	-	310,192	233,104	155,795	-	-	-	699,091
- 以攤銷成本入賬	- At amortised cost	-	8,634,027	5,074,049	6,515,333	600,000	-	-	20,823,409
以攤銷成本入賬之後償債項	Subordinated debt measured at amortised cost	-	-	-	-	-	9,622,817	-	9,622,817
其他負債，包括現行 及遞延稅項負債	Other liabilities, including current and deferred income tax liabilities	677,613	1,228,150	1,083,226	2,004,866	16,608	-	66,191	5,076,654
負債總額	Total liabilities	116,565,123	148,534,377	88,199,110	90,820,861	3,367,581	9,836,179	66,191	457,389,422
流動資金缺口淨額	Net liquidity gap	(25,628,487)	(45,231,385)	(32,528,143)	(1,265,916)	112,558,091	25,239,392	7,211,120	40,354,672

財務報表附註

Notes to the Financial Statements

4 財務風險管理(續)

4 FINANCIAL RISK MANAGEMENT (continued)

4.4 流動資金風險(續)

4.4 Liquidity risk (continued)

		須要求時 即時償還	一個月內	一至 三個月	三至 十二個月	一至五年	五年以上	無限期	總計
		Repayable on demand	Up to 1 month	1-3 months	3-12 months	1-5 years	Over 5 years	Indefinite	Total
		千港元	千港元	千港元	千港元	千港元	千港元	千港元	千港元
		HK\$' 000	HK\$' 000	HK\$' 000	HK\$' 000	HK\$' 000	HK\$' 000	HK\$' 000	HK\$' 000
本銀行	Bank								
二零一二年十二月三十一日	At 31 December 2012								
資產	Assets								
現金及在銀行同業與其他 金融機構之結存	Cash and balances with banks and other financial institutions	18,500,950	62,861,734	-	-	-	-	-	81,362,684
在銀行同業及其他金融機構 之存款	Placements with banks and other financial institutions	-	-	6,235,282	2,480,367	-	-	-	8,715,649
持作交易用途金融資產	Financial assets held for trading								
— 股票證券	— equity securities	-	-	-	-	-	-	18,738	18,738
— 其他債券	— other debt securities	-	-	-	38,476	16,102	7,270	-	61,848
指定以公平價值經收益表入賬 金融資產	Financial assets designated at fair value through profit or loss								
— 其他債券	— other debt securities	-	-	-	101,463	424,183	-	-	525,646
衍生金融工具	Derivative financial instruments	130,942	174,632	237,179	758,440	1,012,694	794,379	-	3,108,266
貸款及其他賬項	Advances and other accounts	26,081,328	15,805,017	33,021,272	63,750,770	64,637,376	28,431,408	-	231,727,171
備供銷售金融投資	Available-for-sale financial investments								
— 股票證券	— equity securities	-	-	-	-	-	-	428,332	428,332
— 所持有之存款證	— certificates of deposit held	-	-	-	-	1,473,086	-	-	1,473,086
— 其他債券	— other debt securities	-	775,863	1,446,557	3,087,942	28,436,744	4,702,439	7,640	38,457,185
持有至到期金融投資	Held-to-maturity financial investments								
— 庫務票據	— treasury bills	-	-	699,780	464,570	-	-	-	1,164,350
— 其他債券	— other debt securities	-	-	-	-	-	-	-	-
於聯營公司之投資	Investment in an associate	-	-	-	-	-	-	132,938	132,938
於附屬公司之投資	Investments in subsidiaries	-	-	-	-	-	-	3,968,107	3,968,107
商譽及其他無形資產	Goodwill and other intangible assets	-	-	-	-	-	-	1,003,721	1,003,721
投資物業	Investment properties	-	-	-	-	-	-	38,000	38,000
物業及設備	Property, plant and equipment	-	-	-	-	-	-	627,135	627,135
其他資產，包括現行 及遞延所得稅資產	Other assets, including current and deferred income tax assets	10,241	1,032,654	198,461	1,145,631	174,903	-	889,565	3,451,455
總資產	Total assets	44,723,461	80,649,900	41,838,531	71,827,659	96,175,088	33,935,496	7,114,176	376,264,311
負債	Liabilities								
銀行同業及其他金融機構 之存款	Deposits from banks and other financial institutions	15,682,515	22,533,674	14,790,943	12,939,308	-	-	-	65,946,440
衍生金融工具	Derivative financial instruments	13,386	149,278	228,829	657,665	1,227,306	487,776	-	2,764,240
客戶存款	Deposits from customers	61,002,489	94,568,059	35,775,225	27,838,703	66,838	-	-	219,251,314
已發行存款證	Certificates of deposit issued	-	1,533,911	6,885,106	22,123,711	1,529,635	-	-	32,072,363
以攤銷成本入賬之已發行債券	Debt securities in issue at amortised cost	-	39,888	1,871,622	6,477,728	1,006,625	-	-	9,395,863
以攤銷成本入賬之後償債項	Subordinated debts measured at amortised cost	-	-	-	-	-	5,706,008	-	5,706,008
其他負債，包括現行 及遞延稅項負債	Other liabilities, including current and deferred income tax liabilities	41,479	1,154,002	939,500	1,800,376	48,558	-	255,821	4,239,736
負債總額	Total liabilities	76,739,869	119,978,812	60,491,225	71,837,491	3,878,962	6,193,784	255,821	339,375,964
流動資金缺口淨額	Net liquidity gap	(32,016,408)	(39,328,912)	(18,652,694)	(9,832)	92,296,126	27,741,712	6,858,355	36,888,347

財務報表附註

Notes to the Financial Statements

4 財務風險管理(續)

4.4 流動資金風險(續)

下表呈列於結算日至到期日非衍生金融負債、將以淨額基準結算的衍生金融負債及將以總額基準結算的衍生金融工具項下本集團應付現金流。鑑於本集團乃根據預測的未經折現現金流來管理內在流動資金風險，在表內所披露之數據為合約未經折現的現金流。

將以淨額結算的本集團衍生工具包括：

- 外匯衍生工具：場外交易貨幣期權；及
- 利率衍生工具：利率掉期、遠期利率協議及場外交易利率期權。

將以總額結算的本集團衍生工具包括：

- 外匯衍生工具：貨幣遠期買賣、貨幣掉期；及
- 利率衍生工具：交叉貨幣利率掉期。

4 FINANCIAL RISK MANAGEMENT (continued)

4.4 Liquidity risk (continued)

The table below presents the cash flows payable by the Group under non-derivative financial liabilities, derivative financial liabilities that will be settled on a net basis and derivative financial instruments that will be settled on gross basis by remaining contractual maturities at the balance sheet date. The amounts disclosed in the table are the contractual undiscounted cash flows, whereas the Group manages the inherent liquidity risk based on expected undiscounted cash inflows.

The Group's derivatives that will be settled on a net basis include:

- Foreign exchange derivatives: over-the-counter currency options; and
- Interest rate derivatives: interest rate swaps, forward rate agreements and OTC interest rate options

The Group's derivatives that will be settled on a gross basis include:

- Foreign exchange derivatives: currency forward, currency swaps; and
- Interest rate derivatives: cross currency interest rate swaps.

財務報表附註

Notes to the Financial Statements

4 財務風險管理(續)

4 FINANCIAL RISK MANAGEMENT (continued)

4.4 流動資金風險(續)

4.4 Liquidity risk (continued)

本集團 二零一三年十二月三十一日	Group As at 31 December 2013	須要求時	三個月或以下	三至十二個月	一至五年	五年以上	無限期	總計
		即時償還	3 months	3-12	1-5	Over 5		
		Repayable	3 months	3-12	1-5	Over 5	Indefinite	Total
		on demand	or less	months	years	years	Indefinite	Total
		千港元	千港元	千港元	千港元	千港元	千港元	千港元
		HK\$' 000	HK\$' 000	HK\$' 000	HK\$' 000	HK\$' 000	HK\$' 000	HK\$' 000
金融負債	Financial liabilities							
銀行同業及其他金融機構之存款	Deposits from banks and other financial institutions	31,873,352	57,749,389	12,622,647	-	-	-	102,245,388
客戶存款	Deposits from customers	95,208,248	168,098,763	64,488,912	17,098,849	4,403,774	-	349,298,546
已發行存款證	Certificates of deposit issued	-	13,827,499	25,383,030	1,883,740	-	-	41,094,269
以公平價值經收益表入賬之已發行債券	Debt securities in issue at fair value through profit or loss	-	543,296	155,795	-	-	-	699,091
以攤銷成本入賬之已發行債券	Debt securities in issue at amortised cost	-	13,708,076	7,011,110	2,581,617	1,637,674	-	24,938,477
以攤銷成本入賬之後償債項	Subordinated debt measured at amortised cost	-	-	495,777	1,981,617	11,260,491	-	13,737,885
其他金融負債	Other financial liabilities	656,236	1,055,519	1,310,812	16,565	-	194,844	3,233,976
金融負債總額	Total financial liabilities	127,737,836	254,982,542	111,468,083	23,562,388	17,301,939	194,844	535,247,632
衍生現金流	Derivative cash flow							
以淨額結算的衍生金融工具	Derivative financial instruments settled on net basis	-	(7,597)	(13,805)	2,685	724,698	-	705,981
流入總額	Total inflow	-	5,420,583	19,903,735	37,370,126	20,960,995	-	83,655,439
流出總額	Total outflow	-	(5,428,180)	(19,917,540)	(37,367,441)	(20,236,297)	-	(82,949,458)
以總額結算的衍生金融工具	Derivative financial instruments settled on gross basis							
流入總額	Total inflow	26,851,366	206,421,650	188,493,505	31,582,311	814,944	-	454,163,776
流出總額	Total outflow	(26,710,442)	(206,452,080)	(188,899,968)	(31,505,221)	(960,816)	-	(454,528,527)
資產負債表外項目	Off-balance sheet items							
				一年或以下	一至五年	五年以上		總計
				No later than 1 year	1-5 years	Over 5 years		Total
				千港元	千港元	千港元		千港元
				HK\$' 000	HK\$' 000	HK\$' 000		HK\$' 000
貸款承諾	Loan commitments			168,175,912	11,812,957	3,555,098		183,543,967
擔保書、授信證及其他財務融通	Guarantees, acceptances and other financial facilities			26,581,705	-	-		26,581,705
已存遠期有期存款	Forward forward deposits placed			3,506,917	-	-		3,506,917
合計	Total			198,264,534	11,812,957	3,555,098		213,632,589

財務報表附註

Notes to the Financial Statements

4 財務風險管理(續)

4 FINANCIAL RISK MANAGEMENT (continued)

4.4 流動資金風險(續)

4.4 Liquidity risk (continued)

本集團 二零一二年十二月三十一日	Group As at 31 December 2012	須要求時	三個月或以下	三至十二個月	一至五年	五年以上	無限期	總計
		即時償還	Repayable	3 months	3-12	1-5		
		on demand	or less	months	years	years	Indefinite	Total
		千港元	千港元	千港元	千港元	千港元	千港元	千港元
		HK\$' 000	HK\$' 000	HK\$' 000	HK\$' 000	HK\$' 000	HK\$' 000	HK\$' 000
金融負債	Financial liabilities							
銀行同業及其他金融機構之存款	Deposits from banks and other financial institutions	15,943,438	41,336,424	15,319,412	468,132	-	-	73,067,406
客戶存款	Deposits from customers	68,991,333	149,512,969	37,458,226	3,758,883	2,275	-	259,723,686
已發行存款證	Certificates of deposit issued	-	8,526,709	22,223,647	1,620,645	-	-	32,371,001
以公平價值經收益表入賬之已發行債券	Debt securities in issue at fair value through profit or loss	-	-	-	-	-	-	-
以攤銷成本入賬之已發行債券	Debt securities in issue at amortised cost	-	1,959,217	6,596,299	1,069,866	-	-	9,625,382
以攤銷成本入賬之後償債項	Subordinated debt measured at amortised cost	-	-	315,531	3,115,300	4,908,601	-	8,339,432
其他金融負債	Other financial liabilities	30,590	752,968	1,383,896	48,281	857,450	-	3,073,185
金融負債總額	Total financial liabilities	84,965,361	202,088,287	83,297,011	10,081,107	5,768,326	-	386,200,092
衍生現金流	Derivative cash flow							
以淨額結算的衍生金融工具	Derivative financial instruments settled on net basis	(962)	(44,183)	(33,709)	169,500	197,924	-	705,981
流入總額	Total inflow	1,412	6,830,234	28,377,583	26,446,388	16,922,199	-	78,577,816
流出總額	Total outflow	(2,374)	(6,874,417)	(28,411,292)	(26,276,888)	(16,724,275)	-	(78,289,246)
以總額結算的衍生金融工具	Derivative financial instruments settled on gross basis							
流入總額	Total inflow	12,444,637	148,149,197	83,820,251	48,153,494	-	-	292,567,579
流出總額	Total outflow	(12,502,024)	(148,110,717)	(83,735,660)	(48,171,800)	-	-	(292,520,201)
資產負債表外項目	Off-balance sheet items							
			一年或以下	一至五年	五年以上			
			No later than 1 year	1-5 years	Over 5 years			
			千港元	千港元	千港元			
			HK\$' 000	HK\$' 000	HK\$' 000			
本集團 二零一二年十二月三十一日	Group At 31 December 2012							
貸款承諾	Loan commitments		138,757,674	23,510,369	4,351,978			166,620,021
擔保書、授信證及其他財務融通	Guarantees, acceptances and other financial facilities		16,511,507	-	-			16,511,507
已存遠期有期存款	Forward forward deposits placed		14,464,223	-	-			14,464,223
合計	Total		169,733,404	23,510,369	4,351,978			197,595,751

財務報表附註

Notes to the Financial Statements

4 財務風險管理(續)

4 FINANCIAL RISK MANAGEMENT (continued)

4.4 流動資金風險(續)

4.4 Liquidity risk (continued)

本銀行 二零一三年十二月三十一日	Bank As at 31 December 2013	須要求時	三個月或以下	三至十二個月	一至五年	五年以上	無限期	總計
		即時償還	3 months or less	3-12 months	1-5 years	Over 5 years		
		千港元	千港元	千港元	千港元	千港元	千港元	千港元
		HKS' 000	HKS' 000	HKS' 000	HKS' 000	HKS' 000	HKS' 000	HKS' 000
金融負債	Financial liabilities							
銀行同業及其他金融機構之存款	Deposits from banks and other financial institutions	31,522,410	48,901,509	2,879,788	-	-	-	83,303,707
客戶存款	Deposits from customers	84,342,464	156,913,697	52,354,063	13,620	-	-	293,623,844
已發行存款證	Certificates of deposit issued	-	13,827,499	25,383,030	1,883,740	-	-	41,094,269
以公平價值經收益表入賬之已發行債券	Debt securities in issue at fair value through profit or loss	-	543,296	155,795	-	-	-	699,091
以攤銷成本入賬之已發行債券	Debt securities in issue at amortised cost	-	13,708,076	7,011,110	2,581,617	1,637,674	-	24,938,477
以攤銷成本入賬之後償債項	Subordinated debt measured at amortised cost	-	-	495,777	1,981,617	11,260,491	-	13,737,885
其他金融負債	Other financial liabilities	656,322	1,516,894	1,353,536	16,565	-	26	3,543,343
金融負債總額	Total financial liabilities	116,521,196	235,410,971	89,633,099	6,477,159	12,898,165	26	460,940,616
衍生現金流	Derivative cash flow							
以淨額結算的衍生金融工具	Derivative financial instruments settled on net basis	-	(7,597)	(13,805)	2,685	724,698	-	705,981
流入總額	Total inflow	-	5,420,583	19,903,735	37,370,126	20,960,995	-	83,655,439
流出總額	Total outflow	-	(5,428,180)	(19,917,540)	(37,367,441)	(20,236,297)	-	(82,949,458)
以總額結算的衍生金融工具	Derivative financial instruments settled on gross basis							
流入總額	Total inflow	26,851,366	206,421,650	181,009,985	31,582,311	814,944	-	446,680,256
流出總額	Total outflow	(26,710,442)	(206,452,080)	(181,512,197)	(31,505,221)	(960,816)	-	(447,140,756)
資產負債表外項目	Off-balance sheet items							
				一年或以下	一至五年	五年以上		總計
				No later than 1 year	1-5 years	Over 5 years		Total
				千港元	千港元	千港元		千港元
				HKS' 000	HKS' 000	HKS' 000		HKS' 000
貸款承諾	Loan commitments			158,886,278	11,812,957	3,555,098		174,254,333
擔保書、授信證及其他財務融通	Guarantees, acceptances and other financial facilities			18,903,089	-	-		18,903,089
已存遠期有期存款	Forward forward deposits placed			3,506,917	-	-		3,506,917
合計	Total			181,296,284	11,812,957	3,555,098		196,664,339

財務報表附註

Notes to the Financial Statements

4 財務風險管理(續)

4 FINANCIAL RISK MANAGEMENT (continued)

4.4 流動資金風險(續)

4.4 Liquidity risk (continued)

		須要求時 即時償還	三個月或以下	三至十二個月	一至五年	五年以上	無限期	總計
		Repayable on demand	3 months or less	3-12 months	1-5 years	Over 5 years	Indefinite	Total
		千港元	千港元	千港元	千港元	千港元	千港元	千港元
本銀行	Bank	HK\$' 000	HK\$' 000	HK\$' 000	HK\$' 000	HK\$' 000	HK\$' 000	HK\$' 000
二零一二年十二月三十一日		As at 31 December 2012						
金融負債	Financial liabilities							
銀行同業及其他金融機構之存款	Deposits from banks and other financial institutions	15,682,515	37,408,486	12,979,298	-	-	-	66,070,299
客戶存款	Deposits from customers	61,009,266	130,756,215	28,338,254	66,841	-	-	220,170,576
已發行存款證	Certificates of deposit issued	-	8,526,709	22,223,647	1,620,645	-	-	32,371,001
以公平價值經收益表入賬之已發行債券	Debt securities in issue at fair value through profit or loss	-	-	-	-	-	-	-
以攤銷成本入賬之已發行債券	Debt securities in issue at amortised cost	-	1,959,217	6,596,299	1,069,866	-	-	9,625,382
以攤銷成本入賬之後償債項	Subordinated debt measured at amortised cost	-	-	315,531	3,115,300	4,908,601	-	8,339,432
其他金融負債	Other financial liabilities	31,748	1,476,438	1,406,658	48,555	255,821	-	3,219,220
金融負債總額	Total financial liabilities	76,723,529	180,127,065	71,859,687	5,921,207	5,164,422	-	339,795,910
衍生現金流	Derivative cash flow							
以淨額結算的衍生金融工具	Derivative financial instruments settled on net basis	(962)	(44,183)	(33,709)	169,500	197,924	-	288,570
流入總額	Total inflow	1,412	6,830,234	28,377,583	26,446,388	16,922,199	-	78,577,816
流出總額	Total outflow	(2,374)	(6,874,417)	(28,411,292)	(26,276,888)	(16,724,275)	-	(78,289,246)
以總額結算的衍生金融工具	Derivative financial instruments settled on gross basis							
流入總額	Total inflow	12,444,637	148,149,197	83,820,251	48,153,494	-	-	292,567,579
流出總額	Total outflow	(12,502,024)	(148,110,717)	(83,735,660)	(48,171,800)	-	-	(292,520,201)
資產負債表外項目	Off-balance sheet items							
			一年或以下	一至五年	五年以上	總計		
			No later than 1 year	1-5 years	Over 5 years	Total		
			千港元	千港元	千港元	千港元		
本銀行	Bank		HK\$' 000	HK\$' 000	HK\$' 000	HK\$' 000		
二零一二年十二月三十一日		At 31 December 2012						
貸款承諾	Loan commitments		138,151,020	17,229,625	3,451,010	158,831,655		
擔保書、授信證及其他財務融通	Guarantees, acceptances and other financial facilities		12,715,428	-	-	12,715,428		
已存遠期有期存款	Forward forward deposits placed		14,464,223	-	-	14,464,223		
合計	Total		165,330,671	17,229,625	3,451,010	186,011,306		

財務報表附註

Notes to the Financial Statements

4 財務風險管理(續)

4.5 採用金融工具策略

本集團之業務性質主要與使用金融工具(包括衍生工具)有關。本集團按定息或浮息及不同年期接受客戶存款,以及透過將資金投資於高質素之資產優化息差收入。本集團尋求透過整合短期資金及按較高利率借出年期較長之款項增加此等息差收入,同時在過程中維持足夠流動資金應付到期負債的需要。

本集團亦透過向多家不同信貸級別之商業及零售借款人貸款,以獲取減除撥備後較高之息差,藉此提高息差收入。此等活動風險不只牽涉資產負債表內之貸款及墊款。本集團亦訂立擔保及其他承擔,例如信用證及保函及其他債券。

本集團亦買賣金融工具,通過持有場外工具之倉盤,藉貨幣、利率及證券價格之短期波動以賺取利潤。管理層就所買賣之產品制定交易限額。

(a) 公平價值對沖

本集團透過利率掉期及交叉貨幣掉期,對沖其定息資產之部分現有港元及外幣利率風險。此等掉期於二零一三年十二月三十一日之公平淨值為負1億3千9百萬港元(二零一二年:負3億5千1百萬港元)。

(b) 現金流對沖

本集團使用利率掉期保障按可變利率計息的非交易資產及負債免受未來現金流量波動的風險。於二零一三年十二月三十一日,此等掉期之公平淨值為正1億1千2百萬港元(二零一二年:正4億1千6百萬港元)。

4 FINANCIAL RISK MANAGEMENT (continued)

4.5 Strategy in using financial instruments

By their nature, the Group's activities are principally related to the use of financial instruments including derivatives. The Group accepts deposits from customers at both fixed and floating rates, and for various periods, and seeks to optimise the interest margins by investing these funds in high-quality assets. The Group seeks to increase these margins generally by consolidating short-term funds and lending for longer periods at higher rates, while maintaining sufficient liquidity in the process to meet all claims that might fall due.

The Group also seeks to raise its interest margins, net of allowances, through lending to commercial and retail borrowers with a range of credit standings. Such exposures involve not just on-balance sheet loans and advances but also guarantees and other commitments such as letters of credit and performance and other bonds.

The Group also trades in financial instruments by taking positions in OTC instruments to take advantage of short-term market movements in currencies, interest rates and securities prices. The management places trading limits on the level of exposure for trading products.

(a) Fair value hedges

The Group hedges part of the existing Hong Kong dollar and foreign currency interest rate risk in its fixed rate assets by means of interest rate swaps and cross-currency swaps. The net fair value of these swaps as at 31 December 2013 was HK\$139 million negative (2012: HK\$351 million negative).

(b) Cash flow hedges

The Group uses interest rate swaps to protect against exposures to variability in future cash flows on non-trading assets and liabilities which bear interest at variable rates. The net fair value of these swaps as at 31 December 2013 was HK\$112 million positive (2012: HK\$416 million positive).

財務報表附註

Notes to the Financial Statements

4 財務風險管理(續)

4.6 金融資產及負債之公平價值

使用估值方法以公平價值計量之金融工具

在活躍市場上買賣之標準化金融資產及金融負債之公平價值根據市場報價釐定。至於所有其他金融工具，本集團使用估值法釐定公平價值。一般而言，如有提供活躍市場報價，將採用此一價格。如沒有提供活躍市場報價，則將採用合適的估值法。

估值法包括淨現值及折現現金流模型、類似工具之比較(如市場上有可觀察之價格)、柏力克-舒爾斯及多項式期權定價模型，以及其他估值法。估值法下使用之假設和輸入值包括無風險及指標利率、信貸息差及估計折現率時所用之其他溢價、債券及股票價格、外幣匯率、股票及股票指數價格，以及預期價格波幅和相互關係。估值法之目標為達致能反映於報告日期市場參與者之間在有序交易下出售資產時所收取或轉讓負債時所支付之金融工具價格之公平價值計量。

本集團使用廣被認可之估值模型釐定普通金融工具之公平價值。市場數據輸入值為獨立及可在市場上觀察得出，避免任何對公平價值之操控。本集團亦已設立估值委員會，以制定計量公平價值之控制框架。估值委員會負責檢討對金融工具進行估值時所採用之全部市場價格及利率來源，以及利率曲線、估值方法和模型。

本集團之場外衍生工具持倉已加入一個信貸估值調整(CVA)因子，以於計量衍生工具之公平價值時計入交易對手違約風險。CVA為對沖本集團場外衍生工具組合之交易對手信貸風險時所需之按市價計值保障成本。CVA乃透過於將預期虧損率乘以買賣層面之按市價計值工具計算。

本集團參考具有相若內部信貸級別之交易對手之歷史虧損率，估計預期之虧損率。本集團已採用一個債務估值調整(DVA)因子，以於衍生工具之公平價值內計入本集團本身之信貸風險，而估值之方法與CVA相同。

4 FINANCIAL RISK MANAGEMENT (continued)

4.6 Fair values of financial assets and liabilities

Financial instruments measured at fair value using a valuation technique

Fair values of standardized financial assets and financial liabilities that are traded in active markets are based on quoted market prices. For all other financial instruments the Group determines fair values using valuation techniques. In general, quoted prices in active markets will be used if available. When quoted prices in active markets are not available, an appropriate valuation techniques will be employed.

Valuation techniques include net present value and discounted cash flow models, comparison to similar instruments for which market observable prices exist, Black-Scholes and polynomial option pricing models and other valuation models. Assumptions and inputs used in valuation techniques include risk-free and benchmark interest rates, credit spreads and other premia used in estimating discount rates, bond and equity prices, foreign currency exchange rates, equity and equity index prices and expected price volatilities and correlations. The objective of valuation techniques is to arrive at a fair value measurement that reflects the price of the financial instrument that would be received to sell the asset or paid to transfer the liability in an orderly transaction between market participants at the reporting date.

The Group uses widely recognised valuation models for determining the fair value of the common financial instruments. The market data inputs are independent and observable in the market which avoid any manipulation of the fair values. The Group has also an established Valuation Committee to set up control framework with respect to the measurement of fair values. Valuation Committee is responsible for review of all market prices and rate sources used as well rate curves, methodology and models for valuation of financial instruments.

A Credit Valuation Adjustment (CVA) is applied to the Group's over-the-counter derivative exposures to take into account the counterparty's risk of default when measuring the fair value of the derivative. CVA is the mark-to-market cost of protection required to hedge credit risk from counterparties in the Group's over-the-counter derivatives portfolio. CVA is calculated by multiplying the expected loss rates and the mark-to-market of the instruments at deal level.

The Group estimates the expected loss rates by referencing the historical loss rates of the counterparties at similar internal credit grading level. A Debit Valuation Adjustment (DVA) is applied to incorporate the Group's own credit risk in the fair value of derivatives, using same methodology as for CVA.

財務報表附註

Notes to the Financial Statements

4 財務風險管理(續)

4.6 金融資產及負債之公平價值(續)

釐定公平價值等級

本銀行採用下列等級釐定及披露金融工具之公平價值：

等級一：按照同類資產或負債於活躍市場的報價(未調整)計量之公平價值；

等級二：按照對列賬公平價值有重大影響的各項輸入數據均可直接或間接觀察的估值技術計量之公平價值；及

等級三：按照對列賬公平價值有重大影響的各項輸入數據並非有可觀察市場數據支持的估值技術計量之公平價值(不可觀察輸入數據)。

4 FINANCIAL RISK MANAGEMENT (continued)

4.6 Fair values of financial assets and liabilities (continued)

Determination of fair value hierarchy

The Bank uses the following hierarchy for determining and disclosing the fair values of financial instruments:

Level 1: fair values measured based on quoted (unadjusted) prices in active markets for identical assets or liabilities;

Level 2: fair values measured based on valuation techniques for which all inputs which have a significant effect on the recorded fair value are observable, either directly or indirectly; and

Level 3: fair values measured based on valuation techniques for which all inputs which have a significant effect on the recorded fair value are not based on observable market data (unobservable inputs).

財務報表附註

Notes to the Financial Statements

4 財務風險管理(續)

4.6 金融資產及負債之公平價值(續)

釐定公平價值等級(續)

本集團 二零一三年十二月三十一日	Group 31 December 2013	等級一 Level 1 千港元 HK\$'000	等級二 Level 2 千港元 HK\$'000	等級三 Level 3 千港元 HK\$'000	總額 Total 千港元 HK\$'000
經常性公平價值計量	Recurring fair value measurements				
金融資產	Financial assets				
衍生金融工具	Derivative financial instruments				
遠期外匯合約	Forward foreign exchange contracts	-	4,593,882	-	4,593,882
結構性外匯合約	Structured foreign exchange contracts	-	20,144	-	20,144
貨幣掉期	Currency swaps	-	296,739	-	296,739
外匯期權	FX options	-	33,616	-	33,616
利率掉期	Interest rate swaps	-	484,133	-	484,133
利率與外幣利率指標掉期	Quanto swaps	-	1	-	1
利率期貨	Interest rate futures	-	102	-	102
股票掉期	Equity swaps	-	539	-	539
股票期權	Equity options	-	1,513	-	1,513
		-	5,430,669	-	5,430,669
持作交易用途之金融資產	Financial assets held for trading				
債券	Debt securities	23,579	-	-	23,579
股票	Equities	242,868	58,527	-	301,395
		266,447	58,527	-	324,974
指定以公平價值經收益表 入賬金融資產	Financial assets designated at fair value through profit or loss				
債券	Debt securities	412,783	-	-	412,783
		412,783	-	-	412,783
備供銷售金融投資	Available-for-sale financial investments				
債券	Debt securities	33,992,300	28,382,346	-	62,374,646
股票	Equities	423,178	-	-	423,178
		34,415,478	28,382,346	-	62,797,824
金融資產總值	Total financial assets	35,094,708	33,871,542	-	68,966,250
金融負債	Financial liabilities				
衍生金融工具	Derivative financial instruments				
遠期外匯合約	Forward foreign exchange contracts	-	4,665,756	-	4,665,756
結構性外匯合約	Structured foreign exchange contracts	-	20,178	-	20,178
貨幣掉期	Currency swaps	-	275,809	-	275,809
外匯期權	FX options	-	33,495	-	33,495
利率掉期	Interest rate swaps	-	456,484	-	456,484
利率期貨	Interest rate futures	-	856	-	856
商品遠期	Commodity forward	-	539	-	539
股票期權	Equity options	-	1,513	-	1,513
		-	5,454,630	-	5,454,630
指定以公平價值經收益表 入賬金融負債	Financial liabilities designated at fair value through profit or loss				
已發行債券	Debt securities in issue	-	699,091	-	699,091
		-	699,091	-	699,091
金融負債總額	Total financial liabilities	-	6,153,721	-	6,153,721

4 FINANCIAL RISK MANAGEMENT (continued)

4.6 Fair values of financial assets and liabilities (continued)

Determination of fair value hierarchy (continued)

財務報表附註

Notes to the Financial Statements

4 財務風險管理(續)

4.6 金融資產及負債之公平價值(續)

釐定公平價值等級(續)

本集團 二零一二年十二月三十一日	Group 31 December 2012	等級一 Level 1 千港元 HK\$'000	等級二 Level 2 千港元 HK\$'000	等級三 Level 3 千港元 HK\$'000	總額 Total 千港元 HK\$'000
經常性公平價值計量	Recurring fair value measurements				
金融資產	Financial assets				
衍生金融工具	Derivative financial instruments				
遠期外匯合約	Forward foreign exchange contracts	-	2,024,375	-	2,024,375
結構性外匯合約	Structured foreign exchange contracts	-	14,725	-	14,725
貨幣掉期	Currency swaps	-	2,267	-	2,267
外匯期權	FX options	-	47,496	-	47,496
利率掉期	Interest rate swaps	-	1,013,538	-	1,013,538
利率與外幣利率指標掉期	Quanto swaps	-	-	-	-
利率期貨	Interest rate futures	-	49	-	49
股票掉期	Equity swaps	-	3,617	-	3,617
股票期權	Equity options	-	2,199	-	2,199
		-	3,108,266	-	3,108,266
持作交易用途之金融資產	Financial assets held for trading				
債券	Debts securities	61,848	-	-	61,848
股票	Equities	182,027	-	-	182,027
		243,875	-	-	243,875
指定以公平價值經收益表 入賬金融資產	Financial assets designated at fair value through profit or loss				
債券	Debts securities	424,183	101,463	-	525,646
		424,183	101,463	-	525,646
備供銷售金融投資	Available-for-sale financial investments				
債券	Debts securities	37,780,796	9,249,932	4,589	47,035,317
股票	Equities	422,102	-	-	422,102
		38,202,898	9,249,932	4,589	47,457,419
金融資產總值	Total financial assets	38,870,956	12,459,661	4,589	51,335,206
金融負債	Financial liabilities				
衍生金融工具	Derivative financial instruments				
遠期外匯合約	Forward foreign exchange contracts	-	1,775,280	-	1,775,280
結構性外匯合約	Structured foreign exchange contracts	-	13,455	-	13,455
貨幣掉期	Currency swaps	-	29,601	-	29,601
外匯期權	FX options	-	44,602	-	44,602
利率掉期	Interest rate swaps	-	895,375	-	895,375
利率期貨	Interest rate futures	-	111	-	111
股票掉期	Equity swaps	-	3,617	-	3,617
股票期權	Equity options	-	2,199	-	2,199
		-	2,764,240	-	2,764,240
指定以公平價值經收益表 入賬金融負債	Financial liabilities designated at fair value through profit or loss				
已發行存款證	Certificates of deposit issued	-	-	-	-
		-	-	-	-
金融負債總額	Total financial liabilities	-	2,764,240	-	2,764,240

4 FINANCIAL RISK MANAGEMENT (continued)

4.6 Fair values of financial assets and liabilities (continued)

Determination of fair value hierarchy (continued)

財務報表附註

Notes to the Financial Statements

4 財務風險管理(續)

4.6 金融資產及負債之公平價值(續)

釐定公平價值等級(續)

本銀行 二零一三年十二月三十一日	Bank 31 December 2013	等級一 Level 1 千港元 HK\$'000	等級二 Level 2 千港元 HK\$'000	等級三 Level 3 千港元 HK\$'000	總額 Total 千港元 HK\$'000
經常性公平價值計量	Recurring fair value measurements				
金融資產	Financial assets				
衍生金融工具	Derivative financial instruments				
遠期外匯合約	Forward foreign exchange contracts	-	4,593,882	-	4,593,882
結構性外匯合約	Structured foreign exchange contracts	-	20,144	-	20,144
貨幣掉期	Currency swaps	-	296,739	-	296,739
外匯期權	FX options	-	33,616	-	33,616
利率掉期	Interest rate swaps	-	484,133	-	484,133
利率與外幣利率指標掉期	Quanto swaps	-	1	-	1
利率期貨	Interest rate futures	-	102	-	102
商品遠期	Commodity forward	-	539	-	539
股票期權	Equity options	-	1,513	-	1,513
		-	5,430,669	-	5,430,669
持作交易用途之金融資產	Financial assets held for trading				
債券	Debts securities	23,579	-	-	23,579
股票	Equities	19,278	-	-	19,278
		42,857	-	-	42,857
指定以公平價值經收益表 入賬金融資產	Financial assets designated at fair value through profit or loss				
債券	Debts securities	412,783	-	-	412,783
		412,783	-	-	412,783
備供銷售金融投資	Available-for-sale financial investments				
債券	Debts securities	33,992,300	11,104,753	-	45,097,053
股票	Equities	423,178	-	-	423,178
		34,415,478	11,104,753	-	45,520,231
金融資產總值	Total financial assets	34,871,118	16,535,422	-	51,406,540
金融負債	Financial liabilities				
衍生金融工具	Derivative financial instruments				
遠期外匯合約	Forward foreign exchange contracts	-	4,446,470	-	4,446,470
結構性外匯合約	Structured foreign exchange contracts	-	20,178	-	20,178
貨幣掉期	Currency swaps	-	275,809	-	275,809
外匯期權	FX options	-	33,495	-	33,495
利率掉期	Interest rate swaps	-	456,483	-	456,483
利率期貨	Interest rate futures	-	856	-	856
商品遠期	Commodity forward	-	539	-	539
股票期權	Equity options	-	1,513	-	1,513
		-	5,235,343	-	5,235,343
指定以公平價值經收益表 入賬金融負債 已發行存款證	Financial liabilities designated at fair value through profit or loss Certificates of deposit issued	-	699,091	-	699,091
		-	699,091	-	699,091
金融負債總額	Total financial liabilities	-	5,934,434	-	5,934,434

4 FINANCIAL RISK MANAGEMENT (continued)

4.6 Fair values of financial assets and liabilities (continued)

Determination of fair value hierarchy (continued)

財務報表附註

Notes to the Financial Statements

4 財務風險管理(續)

4.6 金融資產及負債之公平價值(續)

釐定公平價值等級(續)

		等級一 Level 1 千港元 HK\$'000	等級二 Level 2 千港元 HK\$'000	等級三 Level 3 千港元 HK\$'000	總額 Total 千港元 HK\$'000
本銀行 二零一二年十二月三十一日	Bank 31 December 2012				
經常性公平價值計量	Recurring fair value measurements				
金融資產	Financial assets				
衍生金融工具	Derivative financial instruments				
遠期外匯合約	Forward foreign exchange contracts	-	2,024,375	-	2,024,375
結構性外匯合約	Structured foreign exchange contracts	-	14,725	-	14,725
貨幣掉期	Currency swaps	-	2,267	-	2,267
外匯期權	FX options	-	47,496	-	47,496
利率掉期	Interest rate swaps	-	1,013,538	-	1,013,538
利率與外幣利率指標掉期	Quanto swaps	-	-	-	-
利率期貨	Interest rate futures	-	49	-	49
股票掉期	Equity swaps	-	3,617	-	3,617
股票期權	Equity options	-	2,199	-	2,199
		-	3,108,266	-	3,108,266
持作交易用途之金融資產	Financial assets held for trading				
債券	Debts securities	61,848	-	-	61,848
股票	Equities	18,738	-	-	18,738
		80,586	-	-	80,586
指定以公平價值經收益表 入賬金融資產	Financial assets designated at fair value through profit or loss				
債券	Debts securities	424,183	101,463	-	525,646
		424,183	101,463	-	525,646
備供銷售金融投資	Available-for-sale financial investments				
債券	Debts securities	34,367,302	5,550,740	4,589	39,922,631
股票	Equities	422,102	-	-	422,102
		34,789,404	5,550,740	4,589	40,344,733
金融資產總值	Total financial assets	35,294,173	8,760,469	4,589	44,059,231
金融負債	Financial liabilities				
衍生金融工具	Derivative financial instruments				
遠期外匯合約	Forward foreign exchange contracts	-	1,775,280	-	1,775,280
結構性外匯合約	Structured foreign exchange contracts	-	13,455	-	13,455
貨幣掉期	Currency swaps	-	29,601	-	29,601
外匯期權	FX options	-	44,602	-	44,602
利率掉期	Interest rate swaps	-	895,375	-	895,375
利率期貨	Interest rate futures	-	111	-	111
股票掉期	Equity swaps	-	3,617	-	3,617
股票期權	Equity options	-	2,199	-	2,199
		-	2,764,240	-	2,764,240
指定以公平價值經收益表 入賬金融負債	Financial liabilities designated at fair value through profit or loss				
已發行存款證	Certificates of deposit issued	-	-	-	-
金融負債總額	Total financial liabilities	-	2,764,240	-	2,764,240

財務報表附註

Notes to the Financial Statements

4 財務風險管理(續)

4.6 金融資產及負債之公平價值(續)

按公平價值計量之等級三金融工具之變動

下表載列按公平價值列賬之等級三金融資產及負債之年初餘額與年終餘額之對賬：

金融資產	Financial assets	於損益內		於權益內	
		列賬之收益/ (虧損)總額	列賬之收益/ (虧損)總額	列賬之收益/ (虧損)總額	列賬之收益/ (虧損)總額
於二零一三年 一月一日	At 1 January 2013	Total gains/ (losses) recorded in profit or loss	Total gains/ (losses) recorded in equity	Total gains/ (losses) recorded in equity	於二零一三年 十二月三十一日
	千港元 HK\$'000	千港元 HK\$'000	千港元 HK\$'000	千港元 HK\$'000	At 31 December 2013 千港元 HK\$'000
備供銷售金融投資 債券	Available-for-sale financial investments Debts securities	4,589	(676)	(3,913)	-
等級三金融資產總值	Total level 3 financial assets	4,589	(676)	(3,913)	-

金融資產	Financial assets	於損益內		於權益內	
		列賬之收益/ (虧損)總額	列賬之收益/ (虧損)總額	列賬之收益/ (虧損)總額	列賬之收益/ (虧損)總額
於二零一二年 一月一日	At 1 January 2012	Total gains/ (losses) recorded in profit or loss	Total gains/ (losses) recorded in equity	Total gains/ (losses) recorded in equity	於二零一二年 十二月三十一日
	千港元 HK\$'000	千港元 HK\$'000	千港元 HK\$'000	千港元 HK\$'000	At 31 December 2012 千港元 HK\$'000
備供銷售金融投資 債券	Available-for-sale financial investments Debts securities	3,968	-	621	4,589
等級三金融資產總值	Total level 3 financial assets	3,968	-	621	4,589

4 FINANCIAL RISK MANAGEMENT (continued)

4.6 Fair values of financial assets and liabilities (continued)

Movements in level 3 financial instruments measured at fair value

The following table shows a reconciliation of the opening and closing amounts of Level 3 financial assets and liabilities which are recorded at fair value:

財務報表附註

Notes to the Financial Statements

4 財務風險管理(續)

4.6 金融資產及負債之公平價值(續)

按公平價值計量之等級三金融工具之變動(續)

計入本年度收益表之等級三金融工具之收益/(虧損)包括:

二零一三年	2013	未變現虧損	未變現收益	總額
		Unrealised losses 千港元 HK\$'000	Unrealised gains 千港元 HK\$'000	Total 千港元 HK\$'000
計入本年度收益表 之收益/(虧損)總額	Total gains/(losses) included in income statement for the year	-	-	-
二零一二年	2012	未變現虧損 Unrealised losses 千港元 HK\$'000	未變現收益 Unrealised gains 千港元 HK\$'000	總額 Total 千港元 HK\$'000
計入本年度收益表 之收益/(虧損)總額	Total gains/(losses) included in income statement for the year	-	-	-

截至二零一三年十二月三十一日止年度，並無轉至等級三或自等級三轉出。

等級一與等級二之間的重大轉移

下表列出按公平價值記賬之金融資產及負債的公平價值等級中，等級一與等級二之間的重大轉移:

During the year ended 31 December 2013, there was no transfer into or out of Level 3.

Significant transfers between Level 1 and 2

The following tables show significant transfers between Level 1 and Level 2 of the fair value hierarchy for financial assets and liabilities which are recorded at fair value:

備供銷售金融投資 債券	Available-for-sale financial investments Debts securities	由等級一轉移至等級二	
		2013 千港元 HK\$'000	2012 千港元 HK\$'000
		781,317	-

上列金融資產由等級一轉移至等級二，是因為該等資產於本年度已不再有活躍交易，相關公平價值乃於其後運用可觀察的市場輸入數據而以估值方法取得。

The above financial assets were transferred from Level 1 to Level 2 as they ceased to be actively traded during the year and fair values were consequently obtained using valuation techniques using observable market inputs.

財務報表附註

Notes to the Financial Statements

4 財務風險管理(續)

4.6 金融資產及負債之公平價值(續)

等級一與等級二之間的重大轉移(續)

		由等級二轉移至等級一 Transfers from Level 2 to Level 1	
		2013 千港元 HK\$'000	2012 千港元 HK\$'000
備供銷售金融投資 債券	Available-for-sale financial investments Debts securities	1,082,422	416,085
指定以公平價值經收益表 入賬金融資產 債券	Financial assets designated at fair value through profit and loss Debts securities	-	82,272

上列金融資產由等級二轉移至等級一，是因為該等資產於本年度有活躍交易，相關公平價值已經不再運用可觀察的市場輸入數據以估值方法取得。

在公平價值等級之間的轉移被視為於報告期末發生。

並非以公平價值計量之金融工具

金融資產及負債之公平價值估計如下：

(a) 銀行同業及其他金融機構之結存及存款

存放同業的浮息存款和隔夜存款的公平價值即其賬面值，固定利率存款(存款期少於一年)的估計公平價值，是基於貼現現金流量按貨幣市場利率及剩餘年期計算。因此，其公平價值約等於其賬面值。

4 FINANCIAL RISK MANAGEMENT (continued)

4.6 Fair values of financial assets and liabilities (continued)

Significant transfers between Level 1 and 2 (continued)

		由等級二轉移至等級一 Transfers from Level 2 to Level 1	
		2013 千港元 HK\$'000	2012 千港元 HK\$'000
Available-for-sale financial investments Debts securities		1,082,422	416,085
Financial assets designated at fair value through profit and loss Debts securities		-	82,272

The above financial assets were transferred from Level 2 to Level 1 as they have been actively traded during the year and fair values were no longer obtained using valuation techniques using observable market inputs.

Transfers between levels of the fair value hierarchy are deemed to occur at the end of the reporting period.

Financial instruments not measured at fair value

The fair values of financial assets and liabilities are estimated as follows:

(a) Balances and placements with banks and other financial institutions

The fair values of floating rate placements and overnight deposits are their carrying amounts. The estimated fair value of fixed interest-bearing deposits, all of which are less than one year, is based on the discounted cash flows using prevailing money-market interest rates and the remaining maturity. Therefore, the fair value is approximately equal to the carrying value.

財務報表附註

Notes to the Financial Statements

4 財務風險管理(續)

4.6 金融資產及負債之公平價值(續)

並非以公平價值計量之金融工具(續)

(b) 貸款及其他賬項

貸款及其他賬項在扣除減值準備後列賬。除小部分客戶貸款外，其餘額均以浮動利率計息。本集團計算客戶及銀行同業之貸款之公平價值時已考慮相關之市場利率，並注意到公平價值總額與賬面值總額並無重大差異。

(c) 持有至到期金融投資

持有至到期債券之公平價值乃參照可用市值釐定。如市場報價並不可用，則公平價值根據定價模式估計。

(d) 客戶、銀行同業及其他金融機構之存款及結存

未註明到期日的存款及結存的估計公平價值為即時償還的金額，該等浮息結餘的公平價值即為其賬面值。

定息同業存款及客戶存款而無市場報價，其估計公平價值是基於貼現現金流量採用同類剩餘到期日的債務利率計算，由於該等結餘期限自報告期結束時起計通常少於一年，因此，其公平價值約等於其賬面值。

(e) 已發行存款證

本集團計算存款證之公平價值時已考慮相關之收益率曲線，並注意到公平價值總額與賬面值總額並無重大差異。

4 FINANCIAL RISK MANAGEMENT (continued)

4.6 Fair values of financial assets and liabilities (continued)

Financial instruments not measured at fair value (continued)

(b) Advances and other accounts

Advances and other accounts are net of allowances for impairment. All items, except a very insignificant portion of loans and advances to customers, bear interest at a floating rate. The Group has assessed the fair values of loans and advances to customers and banks, after taking into account the relevant market interest rates and noted that the total fair value is not materially different from the total carrying value.

(c) Held-to-maturity financial investments

The fair value of held-to-maturity debt securities is determined with reference to the available market value. If quoted market prices are not available, then the fair value is estimated on the basis of pricing models.

(d) Deposits and balances from customers, banks and other financial institutions

The estimated fair value of deposits and balances with no stated maturity is the amount repayable on demand. The fair value of those balances having an interest at a floating rate is their carrying value.

The estimated fair values of the fixed interest-bearing deposits of banks and deposits from customers without quoted market prices is based on discounted cash flows using interest rates for new debts with similar remaining maturity. As their maturity is normally less than one year from the end of the reporting period, their fair values are approximately equal to their carrying values.

(e) Certificates of deposit issued

The Group has assessed the fair value of certificates of deposit after taking into account the relevant yield curve and noted that the total fair value is not materially different from the total carrying value.

財務報表附註

Notes to the Financial Statements

4 財務風險管理(續)

4.6 金融資產及負債之公平價值(續)

並非以公平價值計量之金融工具(續)

(f) 其他資產及其他負債

其他資產及其他負債一般為不帶有利息之結餘，因此其估計公平價值為其賬面值。

本集團及本銀行以成本或攤銷成本入賬之金融工具賬面值，與其於二零一三年及二零一二年十二月三十一日之公平價值並無重大差距，惟以下金融工具除外。該等金融工具之賬面值及公平價值以及所屬之公平價值等級如下：

本集團及本銀行	Group and Bank	賬面值 Carrying amount 千港元 HK\$'000	公平價值 Fair value 千港元 HK\$'000	2013			2012	
				等級一 Level 1 千港元 HK\$'000	等級二 Level 2 千港元 HK\$'000	等級三 Level 3 千港元 HK\$'000	賬面值 Carrying amount 千港元 HK\$'000	公平價值 Fair Value 千港元 HK\$'000
金融負債 以攤銷成本入賬之後償債項	Financial liabilities Subordinated debts measured at amortised cost	9,622,817	9,947,125	9,947,125	-	-	5,706,008	6,410,770

4.7 非金融資產及負債之公平價值

公平價值等級

下表呈列於報告期末按經常性基準計量本集團之銀行物業和房產以及投資物業之公平價值，並按香港財務報告準則第13號「公平價值計量」界定之三個公平價值等級進行分類。公平價值計量之等級乃參考以下估值技巧所用之輸入數據之可觀察性和重要性而分類：

等級一估值：只使用等級一輸入數據計量公平價值，即使用同類資產或負債於計量日在活躍市場的報價(未調整)計量公平價值

等級二估值：使用等級二輸入值計量公平價值，即按照不符合等級一之可觀察輸入數據，而不會主要使用不可觀察輸入數據計量公平價值。不可觀察輸入數據為無提供市場數據之輸入數據

等級三估值：主要使用不可觀察輸入數據計量公平價值。

4 FINANCIAL RISK MANAGEMENT (continued)

4.6 Fair values of financial assets and liabilities (continued)

Financial instruments not measured at fair value (continued)

(f) Other assets and other liabilities

The estimated fair value of the other assets and other liabilities, which are normally non-interest-bearing, is their carrying value.

The carrying amounts of the Group's and the Bank's financial instruments carried at cost or amortised cost are not materially different from their fair values as at 31 December 2013 and 2012 except for the following financial instruments, for which their carrying amounts and fair value and the level of fair value hierarchy are disclosed below:

4.7 Fair values of non-financial assets and liabilities

Fair value hierarchy

The following table presents the fair value of the Group's bank premises and properties and investment properties measured at the end of the reporting period on a recurring basis, categorised into the three-level fair value hierarchy as defined in HKFRS 13, Fair value measurement. The level into which a fair value measurement is classified is determined with reference to the observability and significance of the inputs used in the valuation technique as follows:

Level 1 valuations: Fair value measured using only Level 1 inputs i.e. unadjusted quoted prices in active markets for identical assets or liabilities at the measurement date

Level 2 valuations: Fair value measured using Level 2 inputs i.e. observable inputs which fail to meet Level 1, and not using significant unobservable inputs. Unobservable inputs are inputs for which market data are not available

Level 3 valuations: Fair value measured using significant unobservable inputs

財務報表附註

Notes to the Financial Statements

4 財務風險管理(續)

4.7 非金融資產及負債之公平價值(續)

於二零一三年十二月三十一日之公平價值

本集團	Group
經常性公平價值計量	Recurring fair value measurement
銀行物業和房產	Bank premises and properties
投資物業	Investment properties
本銀行	Bank
經常性公平價值計量	Recurring fair value measurement
銀行物業和房產	Bank premises and properties
投資物業	Investment properties

截至二零一三年十二月三十一日止年度，等級一及等級二之間並無轉移，亦無轉入或轉出等級三之項目。本集團之政策為於轉移發生之報告期間期末確認公平價值等級之間之轉移。

本集團所有投資物業以及銀行物業和房產於二零一三年十二月三十一日重新估值。本銀行投資物業以及銀行物業和房產之估值由獨立專業合資格估值師韋堅信測量師行有限公司進行。本銀行附屬公司投資物業以及銀行物業和房產之估值由中國內地之獨立專業合資格估值師深圳市國眾聯資產評估土地房地產估價諮詢有限公司進行。此等估值師均具備所估值物業所在地點和物業類別之近期估值經驗。本集團之管理層已與測量師就於各中期及年度報告日期履行估值時所用之估值假設及估值結果進行討論。

4 FINANCIAL RISK MANAGEMENT (continued)

4.7 Fair values of non-financial assets and liabilities (continued)

Fair value at 31 December 2013

	等級一 Level 1	等級二 Level 2	等級三 Level 3
千港元 HK\$' 000	千港元 HK\$' 000	千港元 HK\$' 000	千港元 HK\$' 000
本集團			
經常性公平價值計量			
銀行物業和房產	560,129	-	560,129
投資物業	58,524	-	58,524
本銀行			
經常性公平價值計量			
銀行物業和房產	450,550	-	450,550
投資物業	41,000	-	41,000

During the year ended 31 December 2013, there were no transfers between Level 1 and Level 2, or transfers into or out of Level 3. The Group's policy is to recognise transfers between levels of fair value hierarchy as at the end of the reporting period in which they occur.

All of the Group's investment properties and bank premises and properties were revalued as at 31 December 2013. The valuations on the Banks's investment properties and bank premises and properties were carried out by an independent professionally qualified valuer, A.G. Wilkinson & Associates. The investment properties and bank premises and properties of the Bank's subsidiary were carried out by an independent professionally qualified valuer in the Mainland China, Shenzhen GuoZhongLian Asset and Real Estate Appraisal Consulting Co., Ltd. The valuers are with recent experience in the location and category of property being valued. The Group's management has discussion with the surveyors on the valuation assumptions and valuation results when the valuation is performed at each interim and annual reporting date.

財務報表附註

Notes to the Financial Statements

4 財務風險管理(續)

4.7 非金融資產及負債之公平價值(續)

關於等級三公平價值計量之資料

	估值方法 Valuation techniques	不可觀察輸入數據 Unobservable input	範圍 Range
投資物業 商用—香港 Investment properties Commercial – Hong Kong	投資法 Investment method	市場收益率 Market Yield	2.60%
投資物業 商用—香港 Investment properties Commercial – Hong Kong	投資法 Investment method	市場收益率 Market Yield	2.60%
銀行房產及物業以及投資物業 商用—香港和中國內地 Bank premises and properties and Investment properties Commercial – Hong Kong and Mainland China	直接比較法 Direct comparison approach	物業特點之溢價(折讓) Premium (discount) on characteristic of the properties	-4% to -34%
銀行房產及物業 商用—中國內地 Bank premises and properties Commercial – Mainland China	折現現金流 Discounted cash flow	風險調整折現率 Risk-adjusted discount rate 預期市場租金增長 Expected market rental growth 預期出租率 Expected occupancy rate	6% 2% 92% to 96%
銀行房產及物業 商用—中國內地 Bank premises and properties Commercial – Mainland China	折現現金流 Discounted cash flow	風險調整折現率 Risk-adjusted discount rate 預期市場租金增長 Expected market rental growth 預期出租率 Expected occupancy rate	6% 2% 92% to 96%

就分類為等級三之投資物業而言，公平價值以下列方法估值：

- i.) 以投資法進行估值，並評估了合約租金收入和預期未來市值租金收入，再按實際市場之預期適用市場收益率就支出和維修保養需要作出撥備；
- ii.) 使用直接比較法按各物業之現行狀況和用途，假設可即時交吉出售及參考可比較之銷售，以市場基準進行估值。估值已計及物業之特點，包括地點、面積、形狀、景觀、樓層、落成年份和其他因素，從整體上考慮。因有較佳特點而獲評較高溢價之物業將有較高之公平值計量。

4 FINANCIAL RISK MANAGEMENT (continued)

4.7 Fair values of non-financial assets and liabilities (continued)

Information about Level 3 fair value measurements

	估值方法 Valuation techniques	不可觀察輸入數據 Unobservable input	範圍 Range
Investment properties Commercial – Hong Kong	Investment method	Market Yield	2.60%
Investment properties Commercial – Hong Kong	Investment method	Market Yield	2.60%
Bank premises and properties and Investment properties Commercial – Hong Kong and Mainland China	Direct comparison approach	Premium (discount) on characteristic of the properties	-4% to -34%
Bank premises and properties Commercial – Mainland China	Discounted cash flow	Risk-adjusted discount rate Expected market rental growth Expected occupancy rate	6% 2% 92% to 96%
Bank premises and properties Commercial – Mainland China	Discounted cash flow	Risk-adjusted discount rate Expected market rental growth Expected occupancy rate	6% 2% 92% to 96%

For investment properties classified under level 3, the fair values are valued by:

- i.) investment method of valuation and have assessed the contractual rental income and the expected future market rental income after allowing for outgoings and maintenance requirements at appropriate market yields as perceived in the actual market;
- ii.) using direct comparison approach to value properties in their respective existing states and uses on the market basis assuming sale with immediate vacant possession and by making reference to comparable sales evidence. The valuations take into account the characteristic of the properties which included the location, size, shape, view, floor level, year of completion and others factors collectively. Higher premium for properties with higher characteristic will result in a higher fair value measurement.

財務報表附註

Notes to the Financial Statements

4 財務風險管理(續)

4.7 非金融資產及負債之公平價值(續)

就分類為等級三之銀行房產及物業而言，公平價值乃按以下方式釐定：

- i.) 使用風險調整折現率，將與該等物業有關之預測現金流量折現。估值計及各物業之預期市值租金增長率和出租率。所用之折現率已就樓宇之質素和所在地點以及租戶之信貸質素作出調整。公平價值計量與預期市值租金及出租率成正比關係，並與風險調整折現率成反比關係；
- ii.) 使用直接比較法按各物業之現行狀況和用途，假設可即時交吉出售及參考可比較之銷售，以市場基準進行估值。估值已計及物業之特點，包括地點、面積、形狀、景觀、樓層、落成年份和其他因素，從整體上考慮。因有較佳特點而獲評較高溢價之物業將有較高之公平值計量。

錄得此等等級三公平值計量之期間內之變動如下

銀行房產及物業：	Bank premises and properties:	本集團 Group 千港元 HK\$'000	本銀行 Bank 千港元 HK\$'000
於二零一三年一月一日	At 1 January 2013	528,722	433,400
年內增添	Addition for the year	10,755	-
匯率調整	Exchange adjustment	(1,581)	-
年內折舊支出	Depreciation charge for the year	(32,032)	(7,697)
重估盈餘	Surplus on revaluation	54,265	24,847
於二零一三年十二月三十一日	At 31 December 2013	560,129	450,550
		本集團 Group 千港元 HK\$'000	本銀行 Bank 千港元 HK\$'000
投資物業：	Investment properties:		
於二零一三年一月一日	At 1 January 2013	53,423	38,000
公平價值調整	Fair value adjustment	5,101	3,000
於二零一三年十二月三十一日	At 31 December 2013	58,524	41,000

4 FINANCIAL RISK MANAGEMENT (continued)

4.7 Fair values of non-financial assets and liabilities (continued)

For bank premises and properties classified under level 3, the fair values are determined by:

- i.) discounting a projected cash flow series associated with the properties using risk adjusted discount rates. The valuation takes into account expected market rental growth and occupancy rate of the respective properties. The discount rates used have been adjusted for the quality and location of the buildings and the tenant credit quality. The fair value measurement is positively correlated to the expected market rental growth and the occupancy rate, and negatively correlated to the risk-adjusted discount rates;
- ii.) using direct comparison approach to value properties in their respective existing states and uses on the market basis assuming sale with immediate vacant possession and by making reference to comparable sales evidence. The valuations take into account the characteristic of the properties which included the location, size, shape, view, floor level, year of completion and others factors collectively. Higher premium for properties with higher characteristic will result in a higher fair value measurement.

The movements during the period in the balance of these Level 3 fair value measurements are as follows

財務報表附註

Notes to the Financial Statements

4 財務風險管理(續)

4.8 資本管理

本集團之資本管理目標是以有效及風險為本之方法調撥資本，以優化給予股東之經風險調整回報。本集團定期審閱其資本架構及維持堅實之資本基礎以支持其業務長遠發展。自本銀行於二零一零年私有化後，本集團對獲母行注資的需求得到比以前更重視的反應，而母行於其後注資117億港元即為明證。與此同時，本銀行的信貸評級亦因為私有化而獲得提升，讓本銀行可以通過比以前更符合成本效益的方式從資本市場籌集附加資本。

本集團透過管理其資本，有效地執行其策略性業務計劃，以及支持其增長和投資。本集團於二零一三年十二月三十一日之核心資本比率及資本充足比率分別為10.2%及13.8%。本集團不時調整其業務策略及放貸方針以優化其風險回報組合。為確保遵守監管規定，計劃財務部已編製一項詳盡的資本管理和資本充足比率管理政策。

香港金融管理局要求本銀行維持監管資本總額與加權風險資產之比例(資本充足比率)在最低的8%再附加一個資本緩衝。本集團之若干附屬公司亦須符合其他監管機構如香港證券及期貨事務監察委員會所制定之法定資本規定。資本充足狀況及法定資本之運用由本集團管理層以資本規則所訂定之方法執行緊密之監察。所需資料將按季度以統計數據報表形式提交予香港金融管理局。資本充足狀況及資本基礎之披露載於附加財務資料附註1。

以下列示於二零一三年末本銀行於巴塞爾協定三支柱一按綜合基準之監管資本充足率。於截至二零一三年及二零一二年十二月三十一日止兩個年度內，本集團遵守了香港金融管理局對外頒布之所有資本規定。

4 FINANCIAL RISK MANAGEMENT (continued)

4.8 Capital management

The Group's objective for managing capital is to allocate capital in an efficient and risk-based approach to optimise risk-adjusted return to the shareholders. The Group periodically reviews its capital structure and maintains a strong capital base to support the development of its business. The privatisation of the Bank in 2010 facilitates greater responsiveness than before to the Group's need for capital injection from the Parent Bank as and when it arises. This was evidenced by the capital injection of HK\$11.7 billion from the Parent Bank thereafter. At the same time, the credit standing of the Bank is also enhanced as a result of the privatisation, which enables the Bank to raise supplementary capital from the capital market in a more cost-efficient manner than before.

The Group manages its capital to execute its strategic business plans and support its growth and investments in an efficient way. The Group's core capital ratio and capital adequacy ratio were 10.2% and 13.8% respectively as at 31 December 2013. The Group adjusts its business and lending strategy from time to time to optimise its risk-return profile. To ensure compliance with regulatory requirements, detailed capital management and capital adequacy ratio management policies have been drawn up by the Financial Management Department.

The HKMA requires the Bank to maintain a ratio of total regulatory capital to risk-weighted assets (the CAR) at the minimum of 8% plus a capital cushion. Certain subsidiaries of the Group are also subject to statutory capital requirements from other regulatory authorities, such as the Hong Kong Securities and Futures Commission. Capital adequacy and the use of regulatory capital are closely monitored by the Management, employing techniques based on the Capital Rules. The required information is filed with the HKMA on a quarterly basis. The disclosure of capital adequacy and capital base are shown in Note 1 of the Supplementary Financial Information.

The following exhibits the Bank's Basel III Pillar I Regulatory CAR on a consolidated basis as at 2013 year end. During the two years ended 31 December 2013 and 2012, the Group complied with all of the capital requirements externally imposed by the HKMA.

		2013	2012
資本充足比率	Capital adequacy ratio	13.83%	15.52%

財務報表附註

Notes to the Financial Statements

4 財務風險管理(續)

4.9 業務操作風險管理

業務操作風險指因缺乏或失誤之內部程序、人員、系統及外部事件而造成意料之外之財務虧損之風險。每家商業機構均存在業務操作風險，分布於各個不同層面。已採取更多之措施以識別及了解程序中的相關業務操作風險。此乃風險管理部工作之一部分。其處理業務操作風險管理之能力已有所加強。本集團已成立操作風險委員會，以繼續執行各項措施。透過實行主要操作風險評估、主要風險指標、全面之內部控制制度、投購充足保險及設置離岸電腦備份設施，加上應變計劃及定期測試，使業務操作風險得到進一步降低。此外，本集團之審計部能有效偵察營運程序之任何違規情況，亦可獨立而客觀地查找各營運層面不足及不完善的地方。根據相關的巴塞爾資本協定以及香港金融管理局的指引和原則，本集團將堅持實行主動積極的業務操作風險管理。

4.10 法律及合規風險管理

法律及合規風險乃本集團如因違反或不符合所有與經營業務有關之適用法律、規例、內部政策等而可能遭受之法律及法規制裁、財務虧損或名譽損失。

法律及合規職員就法律及法規發展給予管理層意見及協助其建立政策、程序及監控系統以確保符合法律及法規要求。該等職員會執行定期合規檢查，以使本銀行能識別任何潛在違規事項並及時採取補救措施。該等職員亦每月發布公告及不時安排培訓以豐富全體職員法律及法規規定之知識，並就違規事項及法律及法規發展向行政委員會作出定期報告。

5 分部報告

5.1 業務種類

本集團包括七個經營分部。商業銀行業務指商業借貸及貿易融資。零售銀行業務指零售銀行、租購租賃和信用卡業務。金融市場部業務指外匯、貨幣市場及資本市場業務。企業及投資銀行業務主要包括企業銀行、提供債務資本市場及投資銀行業務。機構銀行業務主要包括金融機構業務。華商銀行主要包括本銀行於內地附屬公司之業務。未分類的項目主要包括中央管理部、銀行物業、分部間抵銷項目及無法合理地分配至特定業務分部的任何項目。

4 FINANCIAL RISK MANAGEMENT (continued)

4.9 Operational risk management

Operational risk is the risk of unexpected financial losses resulting from inadequate or failed internal processes, people, systems and from external events. It is inherent to every business organisation and covers a wide spectrum of issues. Enhanced efforts in identifying and understanding the underlying operational risks in process are taken. This is part of the job of the Risk Management Department. Its capability for handling operational risk management is enhanced. An Operational Risk Committee is in place in forging ahead with the initiatives. Such operational risk is further mitigated through the implementation of key risk assessment, key risk indicators, comprehensive internal control systems, adequate insurance cover, offshore computer back-up sites and contingency plans with periodic drills. The Group's Internal Audit Department also plays an important role in detecting any deviations from operating procedures and identifying weaknesses at all operating levels independently and objectively. The Group will keep on pursuing active and proactive operational risk management practice in accordance with the relevant Basel and HKMA guidelines and principles.

4.10 Legal and compliance risk management

Legal and compliance risk is the prospective risk of legal and regulatory sanctions, financial loss, or reputational loss that the Group may suffer as a result of violations of, or non-compliance with, all applicable laws, regulations, internal policies, etc. with respect to the conduct of business.

Legal and compliance staff members advise the management on legal and regulatory developments and assist the management in establishing policies, procedures and monitoring programmes to ensure compliance with the legal and regulatory requirements. They conduct regular compliance checking so that the Bank can identify any potential non-compliance issue and take remedial action on a timely basis. They also issue monthly bulletins and arrange training from time to time to enrich the knowledge of all staff on the legal and regulatory requirements. Furthermore, regular reports on non-compliance issues and the legal and regulatory developments are made to the Executive Committee.

5 SEGMENT REPORTING

5.1 Class of business

The Group comprises seven operating segments. Commercial banking represents commercial lending and trade financing. Retail banking represents retail banking, hire purchase and leasing, and credit card business. Global markets and trading represents foreign exchange, money market and capital market activities. Corporate and investment banking mainly comprises corporate banking, the provision of debt capital market and investment banking. Institutional banking represents financial institution business. Chinese Mercantile Bank represents the business of the Bank's subsidiary in Mainland China. Unallocated items mainly comprise the central management unit, bank premises, inter-group elimination entries and any items which cannot be reasonably allocated to specific operating segments.

財務報表附註

Notes to the Financial Statements

5 分部報告(續)

5 SEGMENT REPORTING (continued)

5.1 業務種類(續)

5.1 Class of business (continued)

二零一三年十二月三十一日	31 December 2013	企業與	金融市場部			華商銀行		未分類	總計
		投資銀行	商業銀行	零售銀行	Global	機構銀行	Chinese		
		Corporate and Investment	Commercial	Retail	markets and banking	Institutional banking	Mercantile Bank	Unallocated	Total
		千港元	千港元	千港元	千港元	千港元	千港元	千港元	千港元
		HK\$' 000	HK\$' 000	HK\$' 000	HK\$' 000	HK\$' 000	HK\$' 000	HK\$' 000	HK\$' 000
淨利息收入	Net interest income	1,349,966	1,941,881	802,446	679,093	347,455	1,559,847	267,041	6,947,729
收費及佣金收入	Fee and commission income	395,460	574,557	507,864	11	128,554	105,983	6,769	1,719,198
收費及佣金支出	Fee and commission expense	(70,495)	(25,684)	(190,030)	-	(42)	(41,261)	1,320	(326,192)
收費及佣金收入淨額	Net fee and commission income	324,965	548,873	317,834	11	128,512	64,722	8,089	1,393,006
淨交易收入/(支出)	Net trading income/(expense)	65,825	217,213	49,988	134,631	24,675	(130,274)	108,767	470,825
指定以公平價值經收益表入賬 金融資產及負債虧損淨額	Net loss on financial assets and liabilities designated at fair value through profit or loss	-	(1,231)	-	(13,015)	-	-	-	(14,246)
來自金融投資之股息收入	Dividend income from financial investments	-	-	-	-	-	-	10,841	10,841
其他營業收入	Other operating income	145	78	413	17	-	5,007	10,245	15,905
營業收入	Operating income	1,740,901	2,706,814	1,170,681	800,737	500,642	1,499,302	404,983	8,824,060
營業支出	Operating expenses	(175,016)	(463,012)	(885,876)	(218,341)	(115,621)	(432,686)	(12,579)	(2,303,131)
未扣除減值損失之營業溢利	Operating profit before impairment losses	1,565,885	2,243,802	284,805	582,396	385,021	1,066,616	392,404	6,520,929
貸款減值損失(支銷)/回撥	(Charge for)/write-back of impairment losses on loans and advances	(72,377)	(166,818)	(30,163)	255	(21,934)	(88,584)	(2,504)	(382,125)
備供銷售金融投資減值損失支銷	Charge for impairment losses on available-for-sale financial investments	-	-	-	(676)	-	-	-	(676)
扣除減值損失之營業溢利	Operating profit after impairment losses	1,493,508	2,076,984	254,642	581,975	363,087	978,032	389,900	6,138,128
重估投資物業溢利	Revaluation gain on investment properties	-	-	-	-	-	2,101	3,000	5,101
物業及設備之虧損淨額	Net loss from property, plant and equipment	-	(3)	(232)	-	-	-	(112)	(347)
出售貸款虧損	Loss on disposal of loans and advances	-	-	(39)	-	-	-	-	(39)
出售備供銷售金融投資收益淨額	Net gain on disposal of available-for-sale financial Investments	-	-	-	142,361	-	6,192	20	148,573
營業溢利	Operating profit	1,493,508	2,076,981	254,371	724,336	363,087	986,325	392,808	6,291,416
應佔聯營公司溢利	Share of profits of an associate	-	-	-	-	-	-	21,523	21,523
除稅前溢利	Profit before tax	1,493,508	2,076,981	254,371	724,336	363,087	986,325	414,331	6,312,939
分部資產	Segment assets	90,264,793	127,317,692	34,485,101	210,246,118	27,495,453	115,334,616	(38,454,867)	566,688,906
於聯營公司之投資	Investment in an associate	-	-	-	-	-	-	249,728	249,728
未分類資產	Unallocated assets	-	-	-	-	-	-	2,818,286	2,818,286
總資產	Total assets	90,264,793	127,317,692	34,485,101	210,246,118	27,495,453	115,334,616	(35,386,853)	569,756,920
分部負債	Segment liabilities	88,879,523	125,172,040	41,645,205	150,565,754	56,234,051	108,451,511	(11,105,316)	559,842,768
未分類負債	Unallocated liabilities	-	-	-	-	-	-	(34,545,591)	(34,545,591)
負債總額	Total liabilities	88,879,523	125,172,040	41,645,205	150,565,754	56,234,051	108,451,511	(45,650,907)	525,297,177
資本性支出	Capital expenditure	50	119	55,073	6,671	5,554	26,263	78,176	171,906
折舊及攤銷費用	Depreciation and amortisation charges	178	783	30,789	3,704	1,031	34,975	46,627	118,087

財務報表附註

Notes to the Financial Statements

5 分部報告(續)

5 SEGMENT REPORTING (continued)

5.1 業務種類(續)

5.1 Class of business (continued)

		(重列) (Restated)						(重列) (Restated)	
		企業與 投資銀行 Corporate and investment	商業銀行 Commercial banking	零售銀行 Retail banking	金融市場部 Global markets and trading	機構銀行 Institutional banking	華商銀行 Chinese Mercantile Bank	未分類 Unallocated	總計 Total
		千港元 HK\$'000	千港元 HK\$'000	千港元 HK\$'000	千港元 HK\$'000	千港元 HK\$'000	千港元 HK\$'000	千港元 HK\$'000	
二零一二年十二月三十一日	31 December 2012								
淨利息收入	Net interest income	1,183,266	1,904,333	601,442	398,567	266,876	1,170,162	209,205	5,733,851
收費及佣金收入	Fee and commission income	316,064	445,638	424,578	10	185,773	214,192	16,001	1,602,256
收費及佣金支出	Fee and commission expense	(69,707)	(30,317)	(154,211)	-	-	(1,046)	(239)	(255,520)
收費及佣金收入淨額	Net fee and commission income	246,357	415,321	270,367	10	185,773	213,146	15,762	1,346,736
淨交易收入/(支出)	Net trading income/(expense)	42,908	174,936	48,746	(10,621)	18,379	7,044	59,119	340,511
指定以公平價值經收益表入賬 金融資產及負債虧損淨額	Net loss on financial assets and liabilities designated at fair value through profit or loss	-	-	-	(3,945)	-	-	(1)	(3,946)
來自金融投資之股息收入	Dividend income from financial investments	-	-	-	-	-	-	8,168	8,168
其他營業收入	Other operating income	2,858	75	1,752	343	-	4,023	11,778	20,829
營業收入	Operating income	1,475,389	2,494,665	922,307	384,354	471,028	1,394,375	304,031	7,446,149
營業支出	Operating expenses	(143,186)	(426,781)	(794,745)	(192,044)	(78,451)	(357,434)	(23,157)	(2,015,798)
未扣除減值損失之營業溢利	Operating profit before impairment losses	1,332,203	2,067,884	127,562	192,310	392,577	1,036,941	280,874	5,430,351
貸款減值損失(支銷)/回撥	(Charge for)/write-back of impairment losses on loans and advances	(374,093)	(17,089)	(24,799)	(31)	726	(228,394)	(2,966)	(646,646)
備供銷售金融投資減值損失支銷	Charge for impairment losses on available-for-sale financial investments	-	-	-	-	-	-	(77,512)	(77,512)
扣除減值損失之營業溢利	Operating profit after impairment losses	958,110	2,050,795	102,763	192,279	393,303	808,547	200,396	4,706,193
重估投資物業溢利	Revaluation gain on investment properties	-	-	-	-	-	-	12,996	12,996
物業及設備之收益/(虧損)淨額	Net gain/(loss) from property, plant and equipment	(1)	-	(3,614)	-	-	339	(3,630)	(6,906)
出售貸款收益	Gain on disposal of loans and advances	-	111	-	-	-	-	-	111
出售備供銷售金融投資 (虧損)/收益淨額	Net (loss)/gain on disposal of available-for-sale financial Investments	-	-	-	(143,807)	-	-	420,224	276,417
營業溢利	Operating profit	958,109	2,050,906	99,149	48,472	393,303	808,886	629,986	4,988,811
應佔聯營公司溢利	Share of profits of an associate	-	-	-	-	-	-	19,738	19,738
除稅前溢利	Profit before tax	958,109	2,050,906	99,149	48,472	393,303	808,886	649,724	5,008,549
分部資產	Segment assets	80,089,389	110,464,395	32,675,807	133,505,791	11,578,350	72,796,586	(18,460,840)	422,649,478
於聯營公司之投資	Investment in an associate	-	-	-	-	-	-	228,205	228,205
未分類資產	Unallocated assets	-	-	-	-	-	-	2,803,503	2,803,503
總資產	Total assets	80,089,389	110,464,395	32,675,807	133,505,791	11,578,350	72,796,586	(15,429,132)	425,681,186
分部負債	Segment liabilities	52,344,543	65,173,689	75,730,471	54,015,546	45,463,698	66,796,911	(20,549,192)	338,975,666
未分類負債	Unallocated liabilities	-	-	-	-	-	-	46,804,481	46,804,481
負債總額	Total liabilities	52,344,543	65,173,689	75,730,471	54,015,546	45,463,698	66,796,911	26,255,289	385,780,147
資本性支出	Capital expenditure	39	249	46,155	8,934	150	8,338	79,830	143,695
折舊及攤銷費用	Depreciation and amortisation charges	209	837	28,771	1,610	100	29,927	28,836	90,290

財務報表附註

Notes to the Financial Statements

5 分部報告(續)

5.2 按地域劃分

本集團主要在香港經營業務。按主要營業地點劃分之地域分析如下：

本集團 二零一三年	Group 2013	除香港以外之 亞太地區 Asia Pacific (excluding Hong Kong)		綜合 Consolidated
		香港 Hong Kong 千港元 HK\$' 000	千港元 千港元 HK\$' 000	
營業收入	Operating income	7,056,077	1,767,983	8,824,060
除稅前溢利	Profit before taxation	5,058,780	1,254,159	6,312,939
資產總額	Total assets	454,427,255	115,329,665	569,756,920
負債總額	Total liabilities	416,849,769	108,447,408	525,297,177
或然負債及承擔	Contingent liabilities and commitments	196,664,339	16,968,250	213,632,589
年內資本性支出	Capital expenditure during the year	145,643	26,263	171,906

本集團 二零一二年	Group 2012	除香港以外之 亞太地區 Asia Pacific (excluding Hong Kong)		綜合 Consolidated
		香港 Hong Kong 千港元 HK\$' 000	千港元 千港元 HK\$' 000	
營業收入	Operating income	5,639,703	1,806,446	7,446,149
除稅前溢利	Profit before taxation	3,787,548	1,221,001	5,008,549
資產總額	Total assets	352,890,692	72,790,494	425,681,186
負債總額	Total liabilities	318,985,295	66,794,852	385,780,147
或然負債及承擔	Contingent liabilities and commitments	186,011,306	11,584,445	197,595,751
年內資本性支出	Capital expenditure during the year	135,357	8,338	143,695

於二零一三年或二零一二年，概無與單一外部客戶或對手交易之收入佔本集團總收入10%或上。

No revenue from transactions with a single external customer or counterparty amounted to 10% or more of the Group's total revenue in 2013 or 2012.

財務報表附註

Notes to the Financial Statements

6 淨利息收入

6 NET INTEREST INCOME

		(重列)	
		(Restated)	
		2013	2012
		千港元	千港元
		HK\$'000	HK\$'000
以下項目之利息收入：	Interest income on:		
現金及在銀行同業與其他金融機構之結存	Cash and balances with banks and other financial institutions	1,278,912	681,291
在銀行同業與其他金融機構之存款	Placements with banks and other financial institutions	417,189	985,381
客戶及銀行同業之貸款	Loans and advances to customers and banks	9,349,483	8,577,135
金融投資－備供銷售	Financial investments – available-for-sale	2,162,707	1,266,014
金融投資－持有至到期	Financial investments – held-to-maturity	35,478	1,878
		13,243,769	11,511,699
持作交易用途之金融資產	Financial assets held for trading	1,863	2,071
指定以公平價值經收益表入賬金融資產	Financial assets designated at fair value through profit or loss	22,379	31,570
		13,268,011	11,545,340
以下項目之利息支出：	Interest expense on:		
銀行同業及其他金融機構之存款	Deposits from banks and other financial institutions	1,221,252	681,868
客戶存款	Deposits from customers	4,000,585	3,810,858
已發行存款證	Certificates of deposit issued	325,776	580,257
以攤銷成本入賬之已發行債券	Debt securities measured at amortised cost	267,581	159,005
以攤銷成本入賬之後償債項	Subordinated debts measured at amortised cost	356,697	368,573
其他	Others	147,070	210,751
		6,318,961	5,811,312
指定以公平價值經收益表入賬金融負債	Financial liabilities designated at fair value through profit or loss	1,321	177
		6,320,282	5,811,489
淨利息收入	Net interest income	6,947,729	5,733,851

計入上述項目為已減值金融資產應計之利息收入28,938,000港元(二零一二年:43,234,000港元),但包括貸款減值損失之利息折扣轉回13,366,000港元(二零一二年:25,489,000港元)。

Included in the above is interest income accrued on impaired financial assets of HK\$28,938,000 (2012: HK\$43,234,000), but including unwinding of discounts on loan impairment losses of HK\$13,366,000 (2012: HK\$25,489,000).

財務報表附註

Notes to the Financial Statements

7 收費及佣金收入淨額

7 NET FEE AND COMMISSION INCOME

		2013 千港元 HK\$'000	2012 千港元 HK\$'000
貸款、透支及擔保	Loans, overdrafts and guarantees	725,046	652,614
證券及經紀	Securities and brokerage	149,459	124,171
貿易融資	Trade finance	363,127	414,587
信用卡	Credit card	226,084	186,727
匯款	Remittance	65,036	65,015
保險	Insurance	32,883	26,340
其他零售及商業銀行服務	Other retail and commercial banking services	19,104	15,268
證券安排費	Securities arrangement fee	43,318	52,252
其他	Others	95,141	65,282
收費及佣金收入	Fee and commission income	1,719,198	1,602,256
收費及佣金支出	Fee and commission expense	(326,192)	(255,520)
收費及佣金收入淨額	Net fee and commission income	1,393,006	1,346,736
其中：	Of which:		
由非持作交易用途或指定以公平價值經收益表入賬金融資產或金融負債所產生之淨收費收入(不包含計算實際利率之金額)	Net fee income, other than amounts included in determining the effective interest rate, arising from financial assets or financial liabilities that are not held for trading nor designated at fair value through profit or loss	1,088,173	1,067,201
因本集團代表其客戶持有資產或投資之信託及其他受託人業務而產生之淨收費收入	Net fee income on trust and other fiduciary activities where the Group holds or invests on behalf of its customers	16,102	30,177
其中：	Of which:		
按產品組成之收費及佣金收入不少於收費及佣金總額百分之十，如下：	Fee and commission income by product line constitutes not less than 10% of the total amount of fees and commission income, as follows:		
— 銀團貸款	– syndication loan	326,216	290,585
— 有期貸款	– term loan	234,248	142,341
— 信用卡	– credit card	226,084	186,727

財務報表附註

Notes to the Financial Statements

8 淨交易收入

8 NET TRADING INCOME

		(重列)	
		(Restated)	
		2013	2012
		千港元	千港元
		HK\$'000	HK\$'000
股權投資	Equity investments	46,019	51,966
債券	Debt securities		
— 持作交易用途金融資產	— Financial assets held for trading	2,156	4,485
— 備供銷售金融投資	— Available-for-sale financial investments	(33,145)	(51,388)
衍生工具	Derivatives	208,692	183,258
外匯	Foreign exchange	250,530	149,883
		474,252	338,204
對沖活動之收益／(虧損)	Gain/(loss) from hedging activities		
公平價值對沖	Fair value hedges		
— 對沖風險導致之對沖項目	— Net loss on hedged items attributable to		
虧損淨額	the hedged risk	(153,346)	(54,040)
— 對沖工具收益淨額	— Net gain on hedging instruments	149,919	56,347
		(3,427)	2,307
淨交易收入總額	Total net trading income	470,825	340,511

二零一三年之淨交易收入總額中並無以攤銷成本入賬之金融負債收益或虧損(二零一二年：無)。

There is no gain or loss on financial liabilities measured at amortised cost which is included in total net trading income in 2013 (2012: Nil).

9 指定以公平價值經收益表入賬金融資產及負債之虧損淨額

9 NET LOSS ON FINANCIAL ASSETS AND LIABILITIES DESIGNATED AT FAIR VALUE THROUGH PROFIT OR LOSS

		2013	2012
		千港元	千港元
		HK\$'000	HK\$'000
指定以公平價值經收益表入賬金融資產	Financial assets designated at fair value through profit or loss	(13,016)	(3,946)
指定以公平價值經收益表入賬金融負債	Financial liabilities designated at fair value through profit or loss	(1,230)	-
指定以公平價值經收益表入賬金融資產及負債虧損淨額之總額	Total net loss on financial assets and liabilities designated at fair value through profit or loss	(14,246)	(3,946)

財務報表附註

Notes to the Financial Statements

10 來自金融投資之股息收入

10 DIVIDEND INCOME FROM FINANCIAL INVESTMENTS

		2013 千港元 HK\$'000	2012 千港元 HK\$'000
持作交易用途之上市金融資產 之股息收入	Dividend income from listed financial assets held for trading	3,566	2,778
非上市備供銷售金融投資之股息收入	Dividend income from unlisted available-for-sale financial investments	7,275	5,390
來自金融投資之股息收入總額	Total dividend income from financial investments	10,841	8,168

11 其他營業收入

11 OTHER OPERATING INCOME

		2013 千港元 HK\$'000	2012 千港元 HK\$'000
管理費收入	Management fee income	6,000	6,000
租金收入	Rental income	85	44
投資物業之租金收入	Rental income from investment properties	3,213	2,629
減：年內產生租金收入之投資物業 之直接營業支出	Less: Direct operating expenses arising from investment properties that generated rental income during the year	(99)	(330)
其他	Others	6,706	12,486
其他營業收入總額	Total other operating income	15,905	20,829

12 營業支出

12 OPERATING EXPENSES

		2013 千港元 HK\$'000	2012 千港元 HK\$'000
員工支出：	Staff costs:		
– 薪金及其他支出	– Salaries and other costs	1,130,493	1,013,789
– 退休金支出	– Retirement benefit costs	62,527	47,330
		1,193,020	1,061,119
物業及設備支出 (不包括折舊及攤銷)：	Premises and equipment expenses, excluding depreciation and amortisation:		
– 物業租金	– Rental of premises	365,077	336,601
– 其他	– Others	88,020	80,630
		453,097	417,231
折舊及攤銷支出	Depreciation and amortisation expenses	118,086	90,290
審計師酬金	Auditors' remuneration	5,007	5,785
行政費用	General administration expenses	65,273	55,639
推廣費用	Business promotion expenses	113,891	88,848
通訊費用	Communication expenses	66,153	53,066
其他營業支出	Other operating expenses	288,604	243,820
營業支出總額	Total operating expenses	2,303,131	2,015,798

財務報表附註

Notes to the Financial Statements

13 退休金支出

自收益表扣除之退休金計劃支出指本集團根據職業退休金計劃及強積金計劃(「該等計劃」)須作出之供款。

根據該等計劃，本集團之員工在符合資格全數取得僱主供款前退出該等計劃，本集團可沒收供款以扣減應付之供款。年內已動用合共3,500,000港元(二零一二年：3,000,000港元)之沒收供款，於年結日尚餘1,004,000港元(二零一二年：520,000港元)留作日後扣減供款之用。

於年結日並無應付予該等計劃之供款(二零一二年：無)。該等計劃之資產由基金獨立持有與本集團之資產分開管理。

14 貸款減值損失支銷

13 RETIREMENT BENEFIT COSTS

The retirement benefit scheme cost charged to the income statement represents contributions payable by the Group to the ORSO Scheme and the MPF Scheme (the “Schemes”).

Under the Schemes, the Group’s contributions are reduced by contributions forfeited by those employees who leave the Schemes prior to the contributions vesting fully. Forfeited contributions totalling HK\$3,500,000 (2012: HK\$3,000,000) were utilised during the year leaving HK\$ 1,004,000 (2012: HK\$520,000) available at the year-end to reduce future contributions.

No contributions were payable to the Schemes at the year-end (2012: Nil). The assets of the Schemes are held separately from those of the Group in independently administered funds.

14 CHARGE FOR IMPAIRMENT LOSSES ON LOANS AND ADVANCES

		2013 千港元 HK\$'000	2012 千港元 HK\$'000
貸款減值損失支銷	Charge for impairment losses on loans and advances		
個別評估	Individually assessed		
– 新增撥備	– New allowances	75,099	492,882
– 撥回	– Releases	(52,788)	(80,871)
– 收回(附註26)	– Recoveries (Note 26)	(12,315)	(4,128)
個別評估貸款減值損失支銷淨額 (附註26)	Net charge for impairment losses on individually assessed loans and advances (Note 26)	9,996	407,883
組合評估	Collectively assessed		
– 新增撥備	– New allowances	372,129	238,763
組合評估貸款減值損失支銷淨額 (附註26)	Net charge for impairment losses on collectively assessed loans and advances (Note 26)	372,129	238,763
於收益表支銷淨額	Net charge to the income statement	382,125	646,646

15 物業及設備之虧損淨額

15 NET LOSS FROM PROPERTY, PLANT AND EQUIPMENT

		2013 千港元 HK\$'000	2012 千港元 HK\$'000
出售物業及設備之虧損淨額	Net loss on disposal of property, plant and equipment	(350)	(7,108)
銀行物業重估虧損回撥	Reversal of revaluation deficits of bank premises	3	202
		(347)	(6,906)

財務報表附註

Notes to the Financial Statements

16 稅項

香港利得稅乃根據本年度來自香港之估計應課稅溢利按稅率16.5% (二零一二年：16.5%) 準備。有關海外分行及附屬公司應課稅溢利的稅項按本集團營運所在國家的現行稅率計算。

於綜合收益表支銷的稅項為：

16 TAX

Hong Kong profits tax has been provided at the rate of 16.5% (2012: 16.5%) on the estimated assessable profits arising in Hong Kong during the year. Taxes on profits assessable for overseas branches and subsidiaries have been calculated at the rates of tax prevailing in the countries in which the Group operates.

The amount of tax charged to the consolidated income statement represents:

		2013 千港元 HK\$'000	2012 千港元 HK\$'000
本年稅項	Current tax		
一年內香港利得稅準備	– Provision for Hong Kong profits tax for the year	891,178	521,431
一年內海外稅項準備	– Provision for overseas tax for the year	431,503	538,380
往年超額準備	Over provision in respect of prior years	(260,905)	(45,280)
遞延稅額	Deferred taxation	(5,493)	(20,664)
		1,056,283	993,867

本集團有關除稅前溢利之稅項與假若按現行稅率而計算之理論稅額之差額如下：

The difference between the tax expense for the Group's profit before tax and the theoretical amount that would arise using the current tax rate is as follows:

		2013 千港元 HK\$'000	2012 千港元 HK\$'000
除稅前溢利	Profit before tax	6,312,939	5,008,549
按稅率16.5% (二零一二年：16.5%) 計算	Calculated at a tax rate of 16.5% (2012: 16.5%)	1,041,635	826,411
其他國家不同稅率之影響	Effect of different tax rates in other countries	237,371	315,324
無須課稅之收入	Income not subject to tax	(7,228)	(55,914)
就稅務而言不可扣減之支出	Expenses not deductible for tax purposes	48,961	43,201
過往期間稅項調整	Adjustments in respect of current tax of previous periods	(260,905)	(45,169)
稅項抵扣	Tax credit claimed	–	(86,614)
分佔聯營公司稅項	Share of tax of an associate	(3,551)	(3,257)
合夥人稅項	Taxation of partnership	–	(115)
稅項支出	Tax charge	1,056,283	993,867

財務報表附註

Notes to the Financial Statements

17 董事酬金

根據香港公司條例第161條，董事酬金之資料披露如下：

		2013 千港元 HK\$'000	2012 千港元 HK\$'000
袍金	Fees	2,000	900
其他酬金：	Other emoluments:		
薪金及津貼	Salaries and allowances	7,505	7,435
酌情花紅	Discretionary bonuses	3,902	3,089
公積金供款(定義見附註13)	Contribution to the Schemes (as defined in Note 13)	806	740
		14,213	12,164

薪酬制度

本銀行的政策是根據本銀行的表現和行業慣例維持公允公平並且在市場具競爭力的薪酬組合。

向非執行董事支付的袍金水平是參照多項因素釐定，譬如其他機構所支付的袍金以及非執行董事的工作範圍及其付出。

釐定執行董事的薪酬組合時已考慮以下因素：

- 業務需要
- 業務表現
- 經濟及市場情況
- 以往和將來對本銀行業務的個人貢獻
- 本銀行的整體風險及其他非財務因素

為免產生利益衝突，董事將不會參與釐定本身的薪酬。

18 股息

董事會建議不派付截至二零一三年十二月三十一日止年度的股息(二零一二年十二月三十一日：無)。

17 DIRECTORS' REMUNERATION

Directors' remuneration disclosed pursuant to Section 161 of the Hong Kong Companies Ordinance is as follows:

		2013 千港元 HK\$'000	2012 千港元 HK\$'000
		2,000	900
	Other emoluments:		
	Salaries and allowances	7,505	7,435
	Discretionary bonuses	3,902	3,089
	Contribution to the Schemes (as defined in Note 13)	806	740
		14,213	12,164

Remuneration system

It is the Bank's policy to maintain a fair, equitable and market competitive remuneration packages based on the Bank's performance and industry practice.

The level of fees paid to Non-executive Directors is determined by referring to factors such as fees paid by others institutions, and the Non-executive Directors' scope of work and efforts.

In determining the remuneration packages of Executive Directors, the following factors are considered:

- Business needs
- Business performance
- Economic and market situation
- Individual contributions to the Bank's business in the past and future
- Overall risk and non-financial factors of the Bank

To avoid conflict of interest, the Directors will not be involved in the determination of his own remuneration.

18 DIVIDENDS

The Board has not recommended the payment of dividend for the year ended 31 December 2013 (31 December 2012: Nil).

財務報表附註

Notes to the Financial Statements

19 每股盈利

本年度每股基本盈利數額乃按本集團股東應佔年內溢利除以年內已發行普通股之加權平均數計算。

19 EARNINGS PER SHARE

Basic earnings per share amount is calculated by dividing the profit for the year attributable to equity holders of the Group by the weighted average number of ordinary shares in issue during the year.

		2013	2012
股東應佔溢利(千港元)	Profit attributable to equity holders (HK\$' 000)	5,256,656	4,014,682
已發行普通股之加權平均數(千股)	Weighted average number of ordinary shares in issue (thousands)	2,064,748	1,783,327
每股基本盈利(港元)	Basic earnings per share (HK\$)	2.55	2.25

由於本集團於截至二零一三年十二月三十一日及二零一二年十二月三十一日止年度並無已發行潛在攤薄普通股，故該等年度之每股攤薄盈利金額與每股基本盈利相同。

Diluted earnings per share amount for the year ended 31 December 2013 and 31 December 2012 were the same as basic earning per share, as the Group had no potential dilutive ordinary shares in issue during those years.

財務報表附註

Notes to the Financial Statements

20 會計分類

20 ACCOUNTING CLASSIFICATIONS

本集團 於二零一三年十二月三十一日	Group At 31 December 2013	持作交易用途		指定以 公平價值 經收益表 入賬	備供銷售 Available- for-sale	持有至到期 Held-to- maturity	貸款及 應收款項 Loans and receivables	其他 已攤銷成本 Other amortised cost	總計 Total
		Trading 千港元 HK\$'000	Hedging 千港元 HK\$'000	through profit or loss 千港元 HK\$'000					
資產	Assets								
現金及在銀行同業與其他 金融機構之結存	Cash and balances with banks and other financial institutions	-	-	-	-	-	-	137,074,097	137,074,097
在銀行同業及其他金融機構 之存款	Placements with banks and other financial institutions	-	-	-	-	-	28,546,241	-	28,546,241
衍生金融工具	Derivative financial instruments	5,274,474	156,195	-	-	-	-	-	5,430,669
貸款及其他賬項	Advances and other accounts	-	-	-	-	-	322,330,335	-	322,330,335
金融投資	Financial investments	324,974	-	412,783	62,833,206	4,896,854	-	-	68,467,817
金融資產總值	Total financial assets	5,599,448	156,195	412,783	62,833,206	4,896,854	350,876,576	137,074,097	561,849,159
非金融資產	Non-financial assets								7,907,761
總資產	Total assets								569,756,920
負債	Liabilities								
銀行同業及其他金融機構之存款	Deposits from banks and other financial institutions	-	-	-	-	-	-	100,941,733	100,941,733
衍生金融工具	Derivative financial instruments	5,270,947	183,683	-	-	-	-	-	5,454,630
客戶存款	Deposits from customers	-	-	-	-	-	-	341,462,974	341,462,974
已發行存款證	Certificates of deposit issued	-	-	-	-	-	-	40,566,723	40,566,723
以公平價值入賬之已發行債券	Debt securities in issue at fair value	-	-	699,091	-	-	-	-	699,091
以攤銷成本入賬之已發行債券	Debt securities in issue at amortised cost	-	-	-	-	-	-	20,823,409	20,823,409
以攤銷成本入賬之後償債項	Subordinated debts measured at amortised cost	-	-	-	-	-	-	9,622,817	9,622,817
金融負債總額	Total financial Liabilities	5,270,947	183,683	699,091	-	-	-	513,417,656	519,571,377
非金融負債	Non-financial liabilities								5,725,800
負債總額	Total liabilities								525,297,177

財務報表附註

Notes to the Financial Statements

20 會計分類(續)

20 ACCOUNTING CLASSIFICATIONS (continued)

本集團 於二零一二年十二月三十一日	Group At 31 December 2012	持作交易用途 Trading 千港元 HK\$'000	持作 對沖用途 Hedging 千港元 HK\$'000	指定以	備供銷售 Available- for-sale 千港元 HK\$'000	持有至到期 Held-to- maturity 千港元 HK\$'000	貸款及	其他	總計 Total 千港元 HK\$'000
				公平價值 經收益表 入賬 Designated at fair value through profit or loss 千港元 HK\$'000			應收款項 Loans and receivables 千港元 HK\$'000	已攤銷成本 Other amortised cost 千港元 HK\$'000	
資產	Assets								
現金及在銀行同業與其他 金融機構之結存	Cash and balances with banks and other financial institutions	-	-	-	-	-	-	86,032,984	86,032,984
在銀行同業及其他金融機構 之存款	Placements with banks and other financial institutions	-	-	-	-	-	17,338,642	-	17,338,642
衍生金融工具	Derivative financial instruments	2,610,579	497,687	-	-	-	-	-	3,108,266
貸款及其他賬項	Advances and other accounts	-	-	-	-	-	264,302,370	-	264,302,370
金融投資	Financial investments	243,875	-	525,646	47,471,602	1,164,350	-	-	49,405,473
金融資產總值	Total financial assets	2,854,454	497,687	525,646	47,471,602	1,164,350	281,641,012	86,032,984	420,187,735
非金融資產	Non-financial assets								5,493,451
總資產	Total assets								425,681,186
負債	Liabilities								
銀行同業及其他金融機構 之存款	Deposits from banks and other financial institutions	-	-	-	-	-	-	72,862,914	72,862,914
衍生金融工具	Derivative financial instruments	2,332,076	432,164	-	-	-	-	-	2,764,240
客戶存款	Deposits from customers	-	-	-	-	-	-	258,148,071	258,148,071
已發行存款證	Certificates of deposit issued	-	-	-	-	-	-	32,072,363	32,072,363
以攤銷成本入賬之已發行債券	Debt securities in issue at amortised cost	-	-	-	-	-	-	9,395,863	9,395,863
以攤銷成本入賬之後償債項	Subordinated debts measured at amortised cost	-	-	-	-	-	-	5,706,008	5,706,008
金融負債總額	Total financial Liabilities	2,332,076	432,164	-	-	-	-	378,185,219	380,949,459
非金融負債	Non-financial liabilities								4,830,688
負債總額	Total liabilities								385,780,147

財務報表附註

Notes to the Financial Statements

20 會計分類(續)

20 ACCOUNTING CLASSIFICATIONS (continued)

本銀行	Bank	指定以 公平價值 經收益表 入賬							總計
		持作交易用途	持作 對沖用途	at fair value through profit or loss	備供銷售	持有至到期	貸款及 應收款項	其他 已攤銷成本	
於二零一三年十二月三十一日	At 31 December 2013	千港元 HK\$'000	千港元 HK\$'000	千港元 HK\$'000	千港元 HK\$'000	千港元 HK\$'000	千港元 HK\$'000	千港元 HK\$'000	千港元 HK\$'000
資產	Assets								
現金及在銀行同業與其他 金融機構之結存	Cash and balances with banks and other financial institutions	-	-	-	-	-	-	137,505,867	137,505,867
在銀行同業及其他金融機構 之存款	Placements with banks and other financial institutions	-	-	-	-	-	21,110,180	-	21,110,180
衍生金融工具	Derivative financial instruments	5,274,474	156,195	-	-	-	-	-	5,430,669
貸款及其他賬項	Advances and other accounts	-	-	-	-	-	272,911,728	-	272,911,728
金融投資	Financial investments	42,857	-	412,783	45,555,299	3,407,844	-	-	49,418,783
金融資產總值	Total financial assets	5,317,331	156,195	412,783	45,555,299	3,407,844	294,021,908	137,505,867	486,377,227
非金融資產	Non-financial assets								11,366,867
總資產	Total assets								497,744,094
負債	Liabilities								
銀行同業及其他金融機構 之存款	Deposits from banks and other financial institutions	-	-	-	-	-	-	83,259,032	83,259,032
衍生金融工具	Derivative financial instruments	5,051,660	183,683	-	-	-	-	-	5,235,343
客戶存款	Deposits from customers	-	-	-	-	-	-	292,106,353	292,106,353
已發行存款證	Certificates of deposit issued	-	-	-	-	-	-	40,566,723	40,566,723
以公平價值入賬之已發行債券	Debt securities in issue at fair value	-	-	699,091	-	-	-	-	699,091
以攤銷成本入賬之已發行債券	Debt securities in issue at amortised cost	-	-	-	-	-	-	20,823,409	20,823,409
以攤銷成本入賬之後償債項	Subordinated debts measured at amortised cost	-	-	-	-	-	-	9,622,817	9,622,817
金融負債總額	Total financial Liabilities	5,051,660	183,683	699,091	-	-	-	446,378,334	452,312,768
非金融負債	Non-financial liabilities								5,076,654
負債總額	Total liabilities								457,389,422

財務報表附註

Notes to the Financial Statements

20 會計分類(續)

20 ACCOUNTING CLASSIFICATIONS (continued)

		持作交易用途	持作對沖用途	指定以公平價值經收益表入賬	備供銷售	持有至到期	貸款及應收款項	其他已攤銷成本	總計
	Bank	Trading	Hedging	Designated at fair value through profit or loss	Available-for-sale	Held-to-maturity	Loans and receivables	Other amortised cost	Total
	At 31 December 2012	千港元	千港元	千港元	千港元	千港元	千港元	千港元	千港元
		HK\$'000	HK\$'000	HK\$'000	HK\$'000	HK\$'000	HK\$'000	HK\$'000	HK\$'000
資產	Assets								
現金及在銀行同業與其他金融機構之結存	Cash and balances with banks and other financial institutions	-	-	-	-	-	-	81,362,684	81,362,684
在銀行同業及其他金融機構之存款	Placements with banks and other financial institutions	-	-	-	-	-	8,715,649	-	8,715,649
衍生金融工具	Derivative financial instruments	2,610,579	497,687	-	-	-	-	-	3,108,266
貸款及其他賬項	Advances and other accounts	-	-	-	-	-	231,727,171	-	231,727,171
金融投資	Financial investments	80,586	-	525,646	40,358,603	1,164,350	-	-	42,129,185
金融資產總值	Total financial assets	2,691,165	497,687	525,646	40,358,603	1,164,350	240,442,820	81,362,684	367,042,955
非金融資產	Non-financial assets								9,221,356
總資產	Total assets								376,264,311
負債	Liabilities								
銀行同業及其他金融機構之存款	Deposits from banks and other financial institutions	-	-	-	-	-	-	65,946,440	65,946,440
衍生金融工具	Derivative financial instruments	2,332,076	432,164	-	-	-	-	-	2,764,240
客戶存款	Deposits from customers	-	-	-	-	-	-	219,251,314	219,251,314
已發行存款證	Certificates of deposit issued	-	-	-	-	-	-	32,072,363	32,072,363
以攤銷成本入賬之已發行債券	Debt securities in issue at amortised cost	-	-	-	-	-	-	9,395,863	9,395,863
以攤銷成本入賬之後償債項	Subordinated debts measured at amortised cost	-	-	-	-	-	-	5,706,008	5,706,008
金融負債總額	Total financial Liabilities	2,332,076	432,164	-	-	-	-	332,371,988	335,136,228
非金融負債	Non-financial liabilities								4,239,736
負債總額	Total liabilities								339,375,964

財務報表附註

Notes to the Financial Statements

21 現金及在銀行同業與其他金融機構之結存

21 CASH AND BALANCES WITH BANKS AND OTHER FINANCIAL INSTITUTIONS

		本集團 Group		本銀行 Bank	
		2013 千港元 HK\$'000	2012 千港元 HK\$'000	2013 千港元 HK\$'000	2012 千港元 HK\$'000
現金	Cash on hand	727,675	489,830	725,869	489,205
中央銀行之結存	Balances with central banks	33,384,044	15,997,434	23,921,405	9,133,627
其他銀行及金融機構之結存	Balances with other banks and financial institutions	33,735,196	8,986,343	31,663,616	8,878,118
於一個月以內到期之銀行同業及其他金融機構存款	Placements with banks and other financial institutions maturing within one month	69,227,182	60,559,377	81,194,977	62,861,734
		137,074,097	86,032,984	137,505,867	81,362,684

22 在銀行同業及其他金融機構之存款

22 PLACEMENTS WITH BANKS AND OTHER FINANCIAL INSTITUTIONS

		本集團 Group		本銀行 Bank	
		2013 千港元 HK\$'000	2012 千港元 HK\$'000	2013 千港元 HK\$'000	2012 千港元 HK\$'000
於一到十二個月到期之銀行同業及其他金融機構存款	Placements with banks and other financial institutions maturing between one and twelve months	28,546,241	17,338,642	21,110,180	8,715,649

就轉售交易而言，由本集團持有並可以出售或轉押的抵押品於二零一三年十二月三十一日之公平價值為13,496,606,000港元(二零一二年十二月三十一日：無)。於年結日，本集團實際上並無將抵押品出售或轉押。進行交易的條款屬於標準借貸活動的一般及慣常條款。

In respect of reverse repurchase transactions, the fair value of collaterals held by the Group which were permitted to be sold or repledged amounted to HK\$13,496,606,000 as at 31 December 2013 (31 December 2012: nil). No collateral has been actually sold or repledged by the Group as at the year end. The transactions are conducted on terms that are usual and customary to standard lending activities.

財務報表附註

Notes to the Financial Statements

23 持作交易用途金融資產

23 FINANCIAL ASSETS HELD FOR TRADING

		本集團 Group	
		2013 千港元 HK\$'000	2012 千港元 HK\$'000
債券，按公平價值：	Debt securities, at fair value:		
於香港上市	Listed in Hong Kong	23,579	35,754
非上市	Unlisted	-	26,094
		23,579	61,848
股票證券，按公平價值：	Equity securities, at fair value:		
於香港上市	Listed in Hong Kong	242,868	182,027
非上市	Unlisted	58,527	-
		301,395	182,027
持作交易用途金融資產總值	Total financial assets held for trading	324,974	243,875
持作交易用途之金融資產	Financial assets held for trading		
按發行人類別分析如下：	are analysed by category of issuer as follows:		
銀行同業及其他金融機構	Banks and other financial institutions	234,650	208,121
企業	Corporate entities	90,324	35,754
		324,974	243,875

		本銀行 Bank	
		2013 千港元 HK\$'000	2012 千港元 HK\$'000
債券，按公平價值：	Debt securities, at fair value:		
於香港上市	Listed in Hong Kong	23,579	35,754
非上市	Unlisted	-	26,094
		23,579	61,848
股票證券，按公平價值：	Equity securities, at fair value:		
於香港上市	Listed in Hong Kong	19,278	18,738
持作交易用途金融資產總值	Total financial assets held for trading	42,857	80,586
持作交易用途之金融資產	Financial assets held for trading		
按發行人類別分析如下：	are analysed by category of issuer as follows:		
銀行同業及其他金融機構	Banks and other financial institutions	19,278	44,832
企業	Corporate entities	23,579	35,754
		42,857	80,586

財務報表附註

Notes to the Financial Statements

24 指定以公平價值經收益表入賬金融資產

24 FINANCIAL ASSETS DESIGNATED AT FAIR VALUE THROUGH PROFIT OR LOSS

		本集團及本銀行 Group and Bank	
		2013 千港元 HK\$'000	2012 千港元 HK\$'000
債券，按公平價值：	Debt securities, at fair value:		
於香港上市	Listed in Hong Kong	80,370	82,272
於香港以外地區上市	Listed outside Hong Kong	332,413	261,063
非上市	Unlisted	-	182,311
指定以公平價值經收益表入賬金融資產總值	Total financial assets designated at fair value through profit or loss	412,783	525,646
指定以公平價值經收益表入賬金融資產包括以下項目：	Financial assets designated at fair value through profit or loss are comprised of the following item:		
其他債券	Other debt securities	412,783	525,646
指定以公平價值經收益表入賬金融資產按發行人類別分析如下：	Financial assets designated at fair value through profit or loss are analysed by category of issuer as follows:		
公營機構	Public sector entities	194,768	120,511
企業	Corporate entities	218,015	405,135
		412,783	525,646

25 衍生金融工具

25 DERIVATIVE FINANCIAL INSTRUMENTS

本集團訂立下列股份權益、匯率及利率相關的衍生金融工具合約用作買賣及風險管理之用：

The Group enters into the following equity, foreign exchange and interest rate related derivative financial instruments for trading and risk management purposes:

遠期外匯合約是指於未來某一日期買賣外幣的承諾。

Currency forwards represent commitments to purchase and sell foreign currency on a future date.

貨幣及利率掉期是指交換不同現金流量的承諾。掉期的結果是交易不同貨幣、利率(如固定利率或浮動利率)或以上的所有組合(即交叉貨幣利率掉期)。除某些貨幣掉期合約外，該等交易無需交換本金。

Currency and interest rate swaps are commitments to exchange one set of cash flows for another. Swaps result in an exchange of currencies, interest rates (for example, fixed rate for floating rate), or a combination of all these (i.e., cross-currency interest rate swaps). Except for certain currency swap contracts, no exchange of principal takes place.

財務報表附註

Notes to the Financial Statements

25 衍生金融工具(續)

外匯、利率及股份權益合約期權是指期權的賣方(出讓方)為買方(持有方)提供在未來某一特定日期或之前或未來一定時期內按約定的價格買進(認購期權)或賣出(認沽期權)一定數量的金融工具的權利(而非承諾)的一種協定。作為承擔外匯和利率風險的代價,期權的賣方從買方收取一定的期權費。本集團期權合約是與對手方在場外協商達成協定的或透過交易所進行(如於交易所進行買賣之期權)。

本集團所持有之衍生金融工具合約/名義合約數額及其公平價值詳列於下表。各類型金融工具的合約/名義金額僅顯示了於報告期結束時之未完成交易量,而若干金融工具之合約/名義合約數額則提供了一個與綜合財務狀況表內所確認的以公平價值入賬之金融工具的對比基礎。但是,這並不代表所涉及的未來的現金流量或當前的公平價值,因而也不能反映本集團所面臨的信用風險或市場風險。隨著與衍生金融工具合約條款相關的市場利率、匯率和股份權益的波動,衍生金融工具的估值可能產生對銀行有利(資產)或不利(負債)的影響。衍生金融工具之資產及負債之公平價值總額會不時可能大幅波動。

本集團進行場內及場外衍生產品交易的主要目的是開展客戶業務。本集團對客戶及對同業市場的衍生產品交易均需嚴格遵從本集團的各相關風險管理政策。

衍生產品亦應用於管理銀行賬的利率風險,只有獲批准之產品名單上載有的衍生產品方可進行交易。由衍生產品交易產生的風險承擔名義數額以設限控制,並制訂交易的最長期限及其損益之管理預警限額。每宗衍生產品交易必須記錄於相應的系統,以進行結算、市價重估、報告及監控。

25 DERIVATIVE FINANCIAL INSTRUMENTS (continued)

Foreign currency, interest rate and equity options are contractual agreements under which the seller (writer) grants the purchaser (holder) the rights, but not an obligation, either to buy (a call option) or sell (a put option) at or by a set date or during a set period, a specific amount of the financial instrument at a predetermined price. In consideration for the assumption of foreign exchange and interest rate risk, the seller receives a premium from the purchaser. Options are negotiated OTC between the Group and its counterparty or traded through the stock exchange (for example, exchange-traded stock option).

The contractual/notional amounts and fair values of derivative financial instruments held by the Group are set out in the following tables. The contractual/notional amounts of these instruments indicate the volume of transactions outstanding at the end of reporting periods and certain of them provide a basis for comparison with fair value instruments recognised on the consolidated statement of financial position. However, they do not necessarily indicate the amounts of future cash flows involved or the current fair values of the instruments and, therefore, do not indicate the Group's exposure to credit or market risks. The derivative financial instruments become favourable (assets) or unfavourable (liabilities) as a result of fluctuations in market interest rates, foreign exchange rates and equity relative to their terms. The aggregate fair values of derivative financial instruments (assets and liabilities) can fluctuate significantly from time to time.

The Group trades derivative products (both exchange-traded or OTC) mainly for customer business. The Group strictly follows risk management policies in providing derivative products to the customers and in trading derivative products in the interbank market.

Derivatives are also used to manage the interest rate risk of the banking book. A derivative instrument must be included in the approved product list before any transactions for that instrument can be made. There are limits to control the notional amount of exposure arising from derivative transactions and the maximum tenor of the deal and management alert limit in profit or loss is set. Every derivative transaction must be input into the relevant system for settlement, mark to market revaluation, reporting and control.

財務報表附註

Notes to the Financial Statements

25 衍生金融工具(續)

下表為衍生金融工具中每項重要類別於十二月三十一日之合約/名義數額之概要：

25 DERIVATIVE FINANCIAL INSTRUMENTS (continued)

The following tables summaries the contractual/notional amounts of each significant type of derivative financial instruments as at 31 December:

二零一三年	2013	合約/名義金額 Contractual/ notional amount 千港元 HK\$'000	本集團 Group	
			公平價值資產 Fair value assets 千港元 HK\$'000	公平價值負債 Fair value liabilities 千港元 HK\$'000
1) 持作交易用途之衍生工具	1) Derivatives held for trading			
a) 外匯衍生工具	a) Foreign exchange derivatives			
- 貨幣遠期	- Currency forwards	464,443,860	4,887,102	(4,935,077)
- 場外貨幣期權買入	- OTC currency options purchased	5,405,415	33,616	-
- 場外貨幣期權賣出	- OTC currency options written	5,299,780	-	(33,495)
- 結構性外匯工具	- Structured foreign exchange instruments	1,242,626	20,144	(20,178)
外匯衍生工具總額	Total foreign exchange derivatives		4,940,862	(4,988,750)
b) 利率衍生工具	b) Interest rate derivatives			
- 利率掉期	- Interest rate swaps	63,757,161	331,457	(265,272)
- 利率期貨	- Interest rate futures	8,645,710	102	(856)
- 利率與外幣利率指標掉期	- Quanto swaps	172,707	1	-
利率衍生工具總額	Total interest rate derivatives		331,560	(266,128)
c) 股本衍生工具	c) Equity derivatives			
- 股本期權	- Equity options	126,661	1,513	(1,513)
- 股本掉期	- Equity swaps	-	-	-
股本衍生工具總額	Total equity derivatives		1,513	(1,513)
d) 商品合約	d) Commodity contract	66,043	539	(539)
持作交易用途衍生工具 資產/(負債)總額	Total derivative assets/(liabilities) held for trading		5,274,474	(5,256,930)
2) 持作對沖用途衍生工具	2) Derivatives held for hedging			
a) 指定為公平價值對沖 之衍生工具	a) Derivatives designated as fair value hedges			
- 利率掉期	- Interest rate swaps	3,967,690	-	(136,241)
- 交叉貨幣掉期	- Cross currency swaps	473,773	3,519	(6,489)
			3,519	(142,730)
b) 指定為現金流量對沖之 衍生工具	b) Derivatives designated as cash flow hedges			
- 利率掉期	- Interest rate swaps	10,939,784	152,676	(40,953)
			152,676	(40,953)
持作對沖用途之衍生工具 資產/(負債)總額	Total derivative assets/(liabilities) held for hedging		156,195	(183,683)
3) 按會計準則不符合作對沖 用途，但與指定以公平價值 計量且其變動計入損益的 金融工具一同管理之 衍生工具	3) Derivatives not qualified as hedges for accounting purposes but which are managed in conjunction with the financial instruments designated at fair value through profit or loss			
- 利率掉期	- Interest rate swaps	558,288	-	(14,017)
不符合作對沖用途之衍生工具 資產/(負債)合計	Total derivative assets/(liabilities) not qualified as hedges		-	(14,017)
已確認衍生工具資產/(負債)總額	Total recognised derivative assets/(liabilities)		5,430,669	(5,454,630)

財務報表附註

Notes to the Financial Statements

25 衍生金融工具(續)

25 DERIVATIVE FINANCIAL INSTRUMENTS (continued)

二零一三年	2013	合約／名義金額 Contractual/ notional amount 千港元 HK\$'000	本銀行 Bank	
			公平價值資產 Fair value assets 千港元 HK\$'000	公平價值負債 Fair value liabilities 千港元 HK\$'000
1) 持作交易用途之衍生工具	1) Derivatives held for trading			
a) 外匯衍生工具	a) Foreign exchange derivatives			
- 貨幣遠期	- Currency forwards	456,960,339	4,887,102	(4,715,790)
- 場外貨幣期權買入	- OTC currency options purchased	5,405,415	33,616	-
- 場外貨幣期權賣出	- OTC currency options written	5,299,780	-	(33,495)
- 結構性外匯工具	- Structured foreign exchange instruments	1,242,626	20,144	(20,178)
外匯衍生工具總額	Total foreign exchange derivatives		4,940,862	(4,769,463)
b) 利率衍生工具	b) Interest rate derivatives			
- 利率掉期	- Interest rate swaps	63,757,161	331,457	(265,272)
- 利率期貨	- Interest rate futures	8,645,710	102	(856)
- 利率與外幣利率指標掉期	- Quanto swaps	172,707	1	-
利率衍生工具總額	Total interest rate derivatives		331,560	(266,128)
c) 股本衍生工具	c) Equity derivatives			
- 股本期權	- Equity options	126,661	1,513	(1,513)
- 股本掉期	- Equity swaps	-	-	-
股本衍生工具總額	Total equity derivatives		1,513	(1,513)
d) 商品合約	d) Commodity contract	66,043	539	(539)
持作交易用途衍生工具 資產／(負債)總額	Total derivative assets/(liabilities) held for trading		5,274,474	(5,037,643)
2) 持作對沖用途衍生工具	2) Derivatives held for hedging			
a) 指定為公平價值對沖 之衍生工具	a) Derivatives designated as fair value hedges			
- 利率掉期	- Interest rate swaps	3,967,690	-	(136,241)
- 交叉貨幣掉期	- Cross currency swaps	473,773	3,519	(6,489)
			3,519	(142,730)
b) 指定為現金流量對沖 之衍生工具	b) Derivatives designated as cash flow hedges			
- 利率掉期	- Interest rate swaps	10,939,784	152,676	(40,953)
			152,676	(40,953)
持作對沖用途之衍生工具 資產／(負債)總額	Total derivative assets/(liabilities) held for hedging		156,195	(183,683)
3) 按會計準則不符合作對沖 用途，但與指定以公平價值 計量且其變動計入損益的 金融工具一同管理之 衍生工具	3) Derivatives not qualified as hedges for accounting purposes but which are managed in conjunction with the financial instruments designated at fair value through profit or loss			
- 利率掉期	- Interest rate swaps	558,288	-	(14,017)
不符合作對沖用途之衍生 工具資產／(負債)合計	Total derivative assets/(liabilities) not qualified as hedges		-	(14,017)
已確認衍生工具資產／(負債)總額	Total recognised derivative assets/(liabilities)		5,430,669	(5,235,343)

財務報表附註

Notes to the Financial Statements

25 衍生金融工具(續)

25 DERIVATIVE FINANCIAL INSTRUMENTS (continued)

二零一二年	2012	合約／名義金額 Contractual/ notional amount 千港元 HK\$'000	本集團及本銀行 Group and Bank	
			公平價值資產 Fair value assets 千港元 HK\$'000	公平價值負債 Fair value liabilities 千港元 HK\$'000
1) 持作交易用途之衍生工具	1) Derivatives held for trading			
a) 外匯衍生工具	a) Foreign exchange derivatives			
- 貨幣遠期	- Currency forwards	291,868,004	2,024,375	(1,775,280)
- 場外貨幣期權買入	- OTC currency options purchased	6,938,674	47,496	-
- 場外貨幣期權賣出	- OTC currency options written	6,727,931	-	(44,602)
- 結構性外匯工具	- Structured foreign exchange instruments	477,786	14,725	(13,455)
外匯衍生工具總額	Total foreign exchange derivatives		2,086,596	(1,833,337)
b) 利率衍生工具	b) Interest rate derivatives			
- 利率掉期	- Interest rate swaps	59,338,111	518,118	(462,055)
- 利率期貨	- Interest rate futures	8,454,343	49	(111)
- 利率與外幣利率指標掉期	- Quanto swaps	-	-	-
利率衍生工具總額	Total interest rate derivatives		518,167	(462,166)
c) 股本衍生工具	c) Equity derivatives			
- 股本期權	- Equity options	228,217	2,199	(2,199)
- 股本掉期	- Equity swaps	67,699	3,617	(3,617)
股本衍生工具總額	Total equity derivatives		5,816	(5,816)
d) 商品合約	d) Commodity contract	-	-	-
持作交易用途衍生工具 資產／(負債)總額	Total derivative assets/(liabilities) held for trading		2,610,579	(2,301,319)
2) 持作對沖用途衍生工具	2) Derivatives held for hedging			
a) 指定為公平價值對沖 之衍生工具	a) Derivatives designated as fair value hedges			
- 利率掉期	- Interest rate swaps	5,803,475	-	(323,568)
- 交叉貨幣掉期	- Cross currency swaps	544,299	2,267	(29,601)
			2,267	(353,169)
b) 指定為現金流量對沖 之衍生工具	b) Derivatives designated as cash flow hedges			
- 利率掉期	- Interest rate swaps	8,099,579	495,420	(78,995)
			495,420	(78,995)
持作對沖用途之衍生工具 資產／(負債)總額	Total derivative assets/(liabilities) held for hedging		497,687	(432,164)
3) 按會計準則不符合作對沖 用途，但與指定以公平價值 計量且其變動計入損益的 金融工具一同管理之 衍生工具	3) Derivatives not qualified as hedges for accounting purposes but which are managed in conjunction with the financial instruments designated at fair value through profit or loss			
- 利率掉期	- Interest rate swaps	503,068	-	(30,757)
不符合作對沖用途之衍生 工具資產／(負債)合計	Total derivative assets/(liabilities) not qualified as hedges		-	(30,757)
已確認衍生工具資產／(負債)總額	Total recognised derivative assets/(liabilities)		3,108,266	(2,764,240)

財務報表附註

Notes to the Financial Statements

25 衍生金融工具(續)

或然負債及承擔以及衍生金融工具的合約或名義金額僅表示於報告期結束時的未完成業務量，與風險承擔的相關風險則無甚關連。

上述衍生金融工具當中之若干項目被指定用作對沖工具。

本集團採用公平價值對沖以保障其免受市場利率變動導致的金融資產公平價值變動產生的影響。就利率風險予以對沖的金融工具主要包括備供銷售債券。本銀行採用利率掉期及交叉貨幣掉期對沖利率風險。

根據因年內已於收益表確認的衍生工具及獲對沖風險的相關獲對沖項目公平價值變動作出的對沖有效性分析列示如下：

		本集團及本銀行 Group and Bank	
		2013 千港元 HK\$'000	2012 千港元 HK\$'000
公平價值對沖收益／(虧損)，扣減以下項目：	Gain/(loss) arising from fair value hedge, net:		
－對沖工具	－ Hedging instruments	149,919	56,347
－獲對沖風險之相關獲對沖項目	－ Hedged items attributable to the hedged risk	(153,346)	(54,040)
		(3,427)	2,307

現金流量對沖包括於二零一三年訂立之利率掉期及交叉貨幣利率掉期，用於保護本集團免受浮動利率資產及負債波動所帶來的風險。掉期有效部分產生之收益及虧損初步直接於權益內之現金流量對沖儲備確認，並當預測現金流量會影響收益表時撥至收益表。該等衍生工具無效部分產生之收益及虧損乃即時於收益表確認。年內，並無於收益表內確認因現金流量對沖產生之無效部分(二零一二年：無)。

25 DERIVATIVE FINANCIAL INSTRUMENTS (continued)

The contractual or notional amounts of contingent liabilities and commitments and derivative financial instruments provide only an indication of the volume of business outstanding at the end of the reporting period and bear little relation to the underlying risks of the exposures.

Among the above derivative financial instruments, certain of them were designated as hedging instruments.

Fair value hedges are used by the Group to protect it against changes in the fair value of financial assets due to movements in market interest rates. The financial instruments hedged for interest rate risk mainly include available-for-sale debt securities. The Bank uses interest rate swaps and cross currency swaps to hedge interest rate risk.

The effectiveness of the hedge based on changes in fair value of the derivatives and the hedged items attributable to the hedged risk recognised in the income statement during the year is presented as follows:

Cash flow hedge consists of interest rate swaps and cross-currency interest rate swaps entered into in 2013 that are used to protect the Group against exposures to variability of floating-rate assets and liabilities. Gains and losses on the effective portion of the swaps are initially recognised directly in equity, in the cash flow hedging reserve, and are transferred to the income statement when the forecast cash flows affect the income statement. The gains and losses on ineffective portions of such derivatives are recognised immediately in the income statement. During the year, there was no ineffectiveness recognised in the income statement that arose from cash flow hedges (2012: Nil).

財務報表附註

Notes to the Financial Statements

25 衍生金融工具(續)

以下時間表列出截至二零一三年十二月三十一日及二零一二年十二月三十一日，預期出現被對沖的現金流量之期間以及預期該等被對沖的現金流量將會影響損益的時間：

		一年內 Within 1 year 百萬港元 HK\$ million	一至三年 1-3 years 百萬港元 HK\$ million	三至八年 3-8 years 百萬港元 HK\$ million	八年以上 Over 8 years 百萬港元 HK\$ million
二零一三年	2013				
現金流入(資產)	Cash inflows (assets)	23	28	37	-
現金流出(負債)	Cash outflows (liabilities)	(4)	(4)	(4)	-
現金流量淨額	Net cash flow	19	24	33	-
		一年內 Within 1 year 百萬港元 HK\$ million	一至三年 1-3 years 百萬港元 HK\$ million	三至八年 3-8 years 百萬港元 HK\$ million	八年以上 Over 8 years 百萬港元 HK\$ million
二零一二年	2012				
現金流入(資產)	Cash inflows (assets)	19	37	64	-
現金流出(負債)	Cash outflows (liabilities)	(4)	(5)	(4)	-
現金流量淨額	Net cash flow	15	32	60	-

年內，先前於股東權益中的現金流對沖儲備內確認之92,618,000港元已變現收益已撥至收益表，並計入淨利息收入(二零一二年：77,016,000港元)。

並無交易之現金流對沖會計因為預期不會出現原先極有可能取得之現金流而須於二零一三年終止。

25 DERIVATIVE FINANCIAL INSTRUMENTS (continued)

Below is a schedule indicating as at 31 December 2013 and 31 December 2012, the periods when the hedged cash flows are expected to occur and when they are expected to affect profit or loss:

		一年內 Within 1 year 百萬港元 HK\$ million	一至三年 1-3 years 百萬港元 HK\$ million	三至八年 3-8 years 百萬港元 HK\$ million	八年以上 Over 8 years 百萬港元 HK\$ million
二零一三年	2013				
Cash inflows (assets)		23	28	37	-
Cash outflows (liabilities)		(4)	(4)	(4)	-
Net cash flow		19	24	33	-
		一年內 Within 1 year 百萬港元 HK\$ million	一至三年 1-3 years 百萬港元 HK\$ million	三至八年 3-8 years 百萬港元 HK\$ million	八年以上 Over 8 years 百萬港元 HK\$ million
二零一二年	2012				
Cash inflows (assets)		19	37	64	-
Cash outflows (liabilities)		(4)	(5)	(4)	-
Net cash flow		15	32	60	-

During the year, realised gain amounted to HK\$92,618,000 previously recognised in equity under the cash flow hedge reserve was transferred to the income statement and included in the net interest income (2012: HK\$77,016,000).

There were no transactions for which cash flow hedge accounting had to be ceased in 2013 as a result of the highly probable cash flows no longer being expected to occur.

財務報表附註

Notes to the Financial Statements

25 衍生金融工具(續)

上述或然負債及承擔以及衍生金融工具的總重置成本及信用風險加權金額為：

25 DERIVATIVE FINANCIAL INSTRUMENTS (continued)

The aggregate replacement costs and credit risk weighted amounts of the above contingent liabilities and commitments and derivative financial instruments are:

		本集團 Group			
		2013		2012	
		重置成本 Replacement cost 千港元 HK\$' 000	信用風險 加權金額 Credit risk weighted amount 千港元 HK\$' 000	重置成本 Replacement cost 千港元 HK\$' 000	信用風險 加權金額 Credit risk weighted amount 千港元 HK\$' 000
或然負債及承擔	Contingent liabilities and commitments	-	16,929,440	-	20,104,803
外匯合約	Exchange rate contracts				
- 遠期	- Forwards	4,338,559	2,193,306	2,315,902	2,431,007
- 掉期	- Swaps	296,739	664,070	119,087	256,148
- 期權	- Options	17,725	34,147	25,056	87,508
- 結構性外匯	- Structure FX	17,878	3,090,959	-	-
		4,670,901	5,982,482	2,460,045	2,774,663
利率合約	Interest rate contracts				
- 歐元期貨產品	- Eurodollar Futures Product	403	10,212	-	-
- 掉期	- Swaps	484,134	623,300	1,013,538	901,776
		484,537	633,512	1,013,538	901,776
股本合約	Equity contracts				
- 掉期	- Swaps	-	-	3,617	7,679
- 期權	- Options	1,513	1,063	2,199	1,809
		1,513	1,063	5,816	9,488
債務證券或其他商品	Debts securities or other commodities				
- 商品	- Commodities	539	8,035	-	-
- 美國庫券期貨產品	- US Treasury Futures Product	5,810	60,863	-	-
		6,349	68,898	-	-
		5,163,300	23,615,395	3,479,399	23,790,730

財務報表附註

Notes to the Financial Statements

25 衍生金融工具(續)

25 DERIVATIVE FINANCIAL INSTRUMENTS (continued)

		本銀行 Bank			
		2013		2012	
		重置成本 Replacement cost 千港元 HK\$'000	信用風險 加權金額 Credit risk weighted amount 千港元 HK\$'000	重置成本 Replacement cost 千港元 HK\$'000	信用風險 加權金額 Credit risk weighted amount 千港元 HK\$'000
或然負債及承擔	Contingent liabilities and commitments	-	16,929,440	-	20,104,803
外匯合約	Exchange rate contracts				
— 遠期	- Forwards	4,338,559	2,193,306	2,315,902	2,431,007
— 掉期	- Swaps	296,739	649,103	119,087	256,148
— 期權	- Options	17,725	34,147	25,056	87,508
— 結構性外匯	- Structure FX	17,878	3,090,959	-	-
		4,670,901	5,967,515	2,460,045	2,774,663
利率合約	Interest rate contracts				
— 歐元期貨產品	- Eurodollar Futures Product	403	10,212	-	-
— 掉期	- Swaps	484,134	623,300	1,013,538	901,776
		484,537	633,512	1,013,538	901,776
股本合約	Equity contracts				
— 掉期	- Swaps	-	-	3,617	7,679
— 期權	- Options	1,513	1,063	2,199	1,809
		1,513	1,063	5,816	9,488
債務證券或其他商品	Debts securities or other commodities				
— 商品	- Commodities	539	8,035	-	-
— 美國庫券期貨產品	- US Treasury Futures Product	5,810	60,863	-	-
		6,349	68,898	-	-
		5,163,300	23,600,428	3,479,399	23,790,730

上述風險項目之重置成本及信用風險加權金額並沒有雙邊淨額結算安排之影響。

The replacement costs and credit risk weighted amounts of the exposures do not have the effects of bilateral netting arrangements.

財務報表附註

Notes to the Financial Statements

26 貸款及其他賬項

26.1 客戶、銀行同業之貸款以及商業票據

		本集團 Group		本銀行 Bank	
		2013 千港元 HK\$' 000	(重列) (Restated) 2012 千港元 HK\$' 000	2013 千港元 HK\$' 000	2012 千港元 HK\$' 000
客戶貸款	Advances to customers	254,566,567	211,929,563	209,003,917	166,923,300
銀行同業貸款	Advances to banks	5,898,696	11,003,028	5,898,696	23,552,863
商業票據	Trade bills	63,215,858	42,260,284	58,814,871	41,691,973
客戶、銀行同業之貸款 以及商業票據總額	Gross loans and advances to customers, banks and trade bills	323,681,121	265,192,875	273,717,484	232,168,136
應計利息	Accrued interest	853,029	932,059	730,633	822,309
		324,534,150	266,124,934	274,448,117	232,990,445
減：減值準備	Less: Impairment allowances				
— 個別評估	– Individually assessed	(781,143)	(788,258)	(659,978)	(656,539)
— 組合評估	– Collectively assessed	(1,422,672)	(1,034,306)	(876,411)	(606,735)
		322,330,335	264,302,370	272,911,728	231,727,171

		本集團 Group		本銀行 Bank	
		2013 千港元 HK\$' 000	2012 千港元 HK\$' 000	2013 千港元 HK\$' 000	2012 千港元 HK\$' 000
減值貸款總額	Gross impaired loans and advances	1,411,567	1,241,741	1,125,055	940,455
上述貸款之減值準備	Impairment allowances made in respect of such loans	781,143	788,258	659,978	656,539
減值貸款總額佔貸款總額 之百分比	Gross impaired loans and advances as a percentage of total gross loans and advances	0.44%	0.47%	0.41%	0.41%
抵押品市值	Market value of collateral	863,020	811,244	703,763	665,661

減值貸款定義為因於首次確認資產後出現一件或多件對可以可靠估計未來現金流量有影響之事件(「虧損事件」)，而導致個別確定存在客觀減值證據而須個別評估的貸款。

於二零一三年十二月三十一日及二零一二年十二月三十一日，本集團貸予銀行同業的款項中並沒有減值貸款，亦沒有就該等貸款提撥任何個別減值準備。

Impaired loans and advances are defined as those loans which are individually determined to have objective evidence of impairment as a result of one or more events that occurred after the initial recognition of the asset (a “loss event”) and that loss event has an impact on the estimated future cash flows of the loans that can be reliably estimated.

There were no impaired advances to banks as at 31 December 2013 and 31 December 2012; nor were there any individual impairment allowances made for them on these two dates.

財務報表附註

Notes to the Financial Statements

26 貸款及其他賬項(續)

26 ADVANCES AND OTHER ACCOUNTS (continued)

26.2 客戶及銀行同業貸款之貸款減值準備

26.2 Loan impairment allowances against advances to customers and banks

本集團 二零一三年	Group 2013	個別評估 Individual assessment 千港元 HK\$'000	組合評估 Collective assessment 千港元 HK\$'000	總額 Total 千港元 HK\$'000
貸款減值準備變動：				
	Movement in impairment allowances on loans and advances:			
於二零一三年一月一日餘額	Balance at 1 January 2013	788,258	1,034,306	1,822,564
年內準備(附註14)	Charge for the year (Note 14)	9,996	372,129	382,125
撇銷不能收回之貸款	Loans written off as uncollectible	(22,055)	-	(22,055)
確認為利息收入的貸款減值準備折現值撥回(附註6)	Unwinding of discounts of loan impairment allowances recognised as interest income (Note 6)	(13,366)	-	(13,366)
收回過往年度已撇銷貸款(附註14)	Recoveries of loans written off in previous years (Note 14)	12,315	-	12,315
匯兌及其他調整	Exchange and other adjustments	5,995	16,237	22,232
於二零一三年十二月三十一日	At 31 December 2013	781,143	1,422,672	2,203,815
扣除自：				
客戶貸款	Advances to customers	770,437	1,148,707	1,919,144
銀行同業貸款	Advances to banks	-	14,836	14,836
商業票據	Trade bills	10,706	259,129	269,835
		781,143	1,422,672	2,203,815
本集團 二零一二年	Group 2012	個別評估 Individual assessment 千港元 HK\$'000	組合評估 Collective assessment 千港元 HK\$'000	總額 Total 千港元 HK\$'000
貸款減值準備變動：				
	Movement in impairment allowances on loans and advances:			
於二零一二年一月一日餘額	Balance at 1 January 2012	769,238	795,443	1,564,681
年內準備(附註14)	Charge for the year (Note 14)	407,883	238,763	646,646
撇銷不能收回之貸款	Loans written off as uncollectible	(374,218)	-	(374,218)
確認為利息收入的貸款減值準備折現值撥回(附註6)	Unwinding of discounts of loan impairment allowances recognised as interest income (Note 6)	(25,489)	-	(25,489)
收回過往年度已撇銷貸款(附註14)	Recoveries of loans written off in previous years (Note 14)	4,128	-	4,128
匯兌及其他調整	Exchange and other adjustments	6,716	100	6,816
於二零一二年十二月三十一日	At 31 December 2012	788,258	1,034,306	1,822,564
扣除自：				
客戶貸款	Advances to customers	756,166	890,224	1,646,390
銀行同業貸款	Advances to banks	-	14,551	14,551
商業票據	Trade bills	32,092	129,531	161,623
		788,258	1,034,306	1,822,564

財務報表附註

Notes to the Financial Statements

26 貸款及其他賬項(續)

26 ADVANCES AND OTHER ACCOUNTS (continued)

26.2 客戶及銀行同業貸款之貸款減值準備(續)

26.2 Loan impairment allowances against advances to customers and banks (continued)

本銀行 二零一三年	Bank 2013	個別評估 Individual assessment 千港元 HK\$' 000	組合評估 Collective assessment 千港元 HK\$' 000	總額 Total 千港元 HK\$' 000
貸款減值準備變動：	Movement in impairment allowances on loans and advances:			
於二零一三年一月一日餘額	Balance at 1 January 2013	656,539	606,735	1,263,274
年內準備	Charge for the year	23,862	269,676	293,538
撇銷不能收回之貸款	Loans written off as uncollectible	(22,055)	-	(22,055)
確認為利息收入的貸款減值準備折現值撥回	Unwinding of discounts of loan impairment allowances recognized as interest income	(6,871)	-	(6,871)
收回過往年度已撇銷貸款	Recoveries of loans written off in previous years	8,503	-	8,503
匯兌及其他調整	Exchange and other adjustments	-	-	-
於二零一三年十二月三十一日	At 31 December 2013	659,978	876,411	1,536,389
扣除自：	Deducted from:			
客戶貸款	Advances to customers	649,272	672,356	1,321,628
銀行同業貸款	Advances to banks	-	14,836	14,836
商業票據	Trade bills	10,706	189,219	199,925
		659,978	876,411	1,536,389
本銀行 二零一二年	Bank 2012	個別評估 Individual assessment 千港元 HK\$' 000	組合評估 Collective assessment 千港元 HK\$' 000	總額 Total 千港元 HK\$' 000
貸款減值準備變動：	Movement in impairment allowances on loans and advances:			
於二零一二年一月一日餘額	Balance at 1 January 2012	697,257	500,614	1,197,871
年內準備	Charge for the year	312,142	106,121	418,263
撇銷不能收回之貸款	Loans written off as uncollectible	(350,381)	-	(350,381)
確認為利息收入的貸款減值準備折現值撥回	Unwinding of discounts of loan impairment allowances recognised as interest income	(13,144)	-	(13,144)
收回過往年度已撇銷貸款	Recoveries of loans written off in previous years	4,122	-	4,122
匯兌及其他調整	Exchange and other adjustments	6,543	-	6,543
於二零一二年十二月三十一日	At 31 December 2012	656,539	606,735	1,263,274
扣除自：	Deducted from:			
客戶貸款	Advances to customers	656,539	471,654	1,128,193
銀行同業貸款	Advances to banks	-	14,551	14,551
商業票據	Trade bills	-	120,530	120,530
		656,539	606,735	1,263,274

財務報表附註

Notes to the Financial Statements

26 貸款及其他賬項(續)

26.3 逾期客戶及銀行同業貸款(不包括商業票據及應收款項)

本集團及本銀行截至二零一三年及二零一二年十二月三十一日之已逾期的客戶及銀行同業貸款總額(不包括商業票據及應收款項)分析如下:

26 ADVANCES AND OTHER ACCOUNTS (continued)

26.3 Overdue advances to customers and banks (excluding trade bills and receivables)

The gross amount of the Group's and the Bank's advances to customers and banks (excluding trade bills and receivables) overdue as at 31 December 2013 and 2012 is analysed as follows:

本集團	Group	貸款總額		抵押品市值	有抵押	無抵押	個別
		Gross advances	估客戶貸款百分比	Market value of collateral	Amount of secured balance	Amount of unsecured balance	Individual impairment allowance
		千港元	% of advances	千港元	千港元	千港元	千港元
		HK\$' 000	to customers	HK\$' 000	HK\$' 000	HK\$' 000	HK\$' 000
二零一三年	2013						
逾期:	Overdue for:						
六個月或以下但超過三個月	Six months or less but over three months	5,231	0.0	2,108	1,807	3,424	3,269
一年或以下但超過六個月	One year or less but over six months	25,349	0.0	14,648	11,150	14,199	13,712
超過一年	Over one year	699,931	0.3	179,901	172,997	526,934	485,784
		730,511	0.3	196,657	185,954	544,557	502,765
二零一二年	2012						
逾期:	Overdue for:						
六個月或以下但超過三個月	Six months or less but over three months	4,721	0.0	8,706	1,018	3,703	2,017
一年或以下但超過六個月	One year or less but over six months	110,229	0.1	764	764	109,465	102,054
超過一年	Over one year	563,761	0.3	166,762	160,961	402,800	405,084
		678,711	0.4	176,232	162,743	515,968	509,155
本銀行	Bank						
二零一三年	2013						
逾期:	Overdue for:						
六個月或以下但超過三個月	Six months or less but over three months	5,231	0.0	2,108	1,807	3,424	3,269
一年或以下但超過六個月	One year or less but over six months	25,065	0.0	13,685	10,866	14,199	13,712
超過一年	Over one year	413,703	0.2	21,607	14,702	399,001	364,620
		443,999	0.2	37,400	27,375	416,624	381,601
二零一二年	2012						
逾期:	Overdue for:						
六個月或以下但超過三個月	Six months or less but over three months	4,721	0.0	8,706	1,018	3,703	2,017
一年或以下但超過六個月	One year or less but over six months	85,810	0.1	764	764	85,046	85,000
超過一年	Over one year	335,605	0.2	21,179	15,376	320,229	322,511
		426,136	0.3	30,649	17,158	408,978	409,528

財務報表附註

Notes to the Financial Statements

26 貸款及其他賬項 (續)

26.3 逾期客戶及銀行同業貸款 (不包括商業票據及應收款項) (續)

合資格抵押品標準如下：

- 抵押品市值易於釐定或可合理地確定及驗證；
- 抵押品可予銷售，且易於覓得二手市場出售抵押品；
- 本銀行收回抵押品的權利可依法強制執行且概無任何阻礙；及
- 倘抵押品為可移動資產，則其應由本銀行保管，或本銀行可確定其所處位置。

合資格抵押品主要為物業、存款及股票。

26.4 其他逾期資產

26 ADVANCES AND OTHER ACCOUNTS (continued)

26.3 Overdue advances to customers and banks (excluding trade bills and receivables) (continued)

The criteria for eligible collateral are as follows:

- The market value of the collateral is readily determinable or can be reasonably established and verified;
- The collateral is marketable and there exists a readily available secondary market for disposing of the collateral;
- The Bank's rights to repossess the collateral is legally enforceable and without impediment; and
- If the collateral is a movable asset, it should be under the Bank's custody, or its whereabouts can be located by the Bank.

The eligible collateral is mainly properties, deposits and shares.

26.4 Other overdue assets

本集團	Group	2013	2013	2012	2012
		應計利息 Accrued interest 千港元 HK\$' 000	其他資產 Other assets 千港元 HK\$' 000	應計利息 Accrued interest 千港元 HK\$' 000	其他資產 Other assets 千港元 HK\$' 000
逾期：	Overdue for:				
六個月或以下但超過三個月	Six months or less but over three months	16	-	216	48,711
一年或以下但超過六個月	One year or less but over six months	-	-	-	7,000
超過一年	Over one year	-	11,530	-	4,526
		16	11,530	216	60,237
重組資產	Rescheduled assets	-	-	-	-
		16	11,530	216	60,237
本銀行	Bank	2013	2013	2012	2012
		應計利息 Accrued interest 千港元 HK\$' 000	其他資產 Other assets 千港元 HK\$' 000	應計利息 Accrued interest 千港元 HK\$' 000	其他資產 Other assets 千港元 HK\$' 000
逾期：	Overdue for:				
六個月或以下但超過三個月	Six months or less but over three months	-	-	-	-
一年或以下但超過六個月	One year or less but over six months	-	-	-	7,000
超過一年	Over one year	-	11,530	-	4,526
		-	11,530	-	11,526
重組資產	Rescheduled assets	-	-	-	-
		-	11,530	-	11,526

其他資產指商業票據及應收款項。

Other assets refer to trade bills and receivables.

財務報表附註

Notes to the Financial Statements

26 貸款及其他賬項(續)

26.5 重組貸款

本集團及本銀行	Group and Bank	2013 千港元 HK\$'000	2012 千港元 HK\$'000
重組貸款(不包括超過三個月之逾期貸款)	Rescheduled advances (excluding overdue loans over three months)	1,672	2,115
佔客戶貸款百分比	As % of advances to customers	0.00	0.00

根據經修訂償還條款已逾期超過三個月的重組貸款屬上文附註26.3對逾期貸款的分析範圍。

於二零一三年十二月三十一日及二零一二年十二月三十一日，概無任何銀行同業貸款逾期超過三個月；亦無任何銀行同業的重組貸款。

26.6 收回資產

於二零一三年十二月三十一日，本集團並無收回資產(二零一二年十二月三十一日：無)。收回資產僅包括就全面或部分解除借款人責任而取得(如透過法律行動或相關借款人自願下)取用或控制權之物業。

26.7 證券借入及轉售協議的現金抵押品

就轉售交易而言，由本集團持有並可以出售或轉押的抵押品於二零一三年十二月三十一日的公平價值為748,387,000港元(二零一二年：1,600,913,000港元)。於年結日，本集團實際上並無將抵押品出售或轉押。進行交易的條款屬於標準借貸活動的一般及慣常條款。

26 ADVANCES AND OTHER ACCOUNTS (continued)

26.5 Rescheduled advances

本集團及本銀行	Group and Bank	2013 千港元 HK\$'000	2012 千港元 HK\$'000
重組貸款(不包括超過三個月之逾期貸款)	Rescheduled advances (excluding overdue loans over three months)	1,672	2,115
佔客戶貸款百分比	As % of advances to customers	0.00	0.00

Rescheduled advances which have been overdue for more than three months under the revised repayment terms are included in the analysis of overdue advances in 26.3 above.

There were no advances to banks which were overdue for over 3 months; nor were there any rescheduled advances to banks as at 31 December 2013 and 31 December 2012.

26.6 Repossessed assets

There is no repossessed assets of the Group as at 31 December 2013 (31 December 2012: Nil). Repossessed assets only comprise properties which the Group has acquired access or control (e.g. through legal actions or voluntary actions by the borrowers concerned) for releasing in full or in part on the obligations of the borrowers.

26.7 Cash collateral on securities borrowed and reverse repurchase agreements

In respect of reverse repurchase transactions, the fair value of collateral held by the Group which were permitted to be sold or repledged amounted to HK\$748,387,000 as at 31 December 2013 (2012: HK\$1,600,913,000). No collateral has been actually sold or repledged by the Group as at the year end. The transactions are conducted on terms that are usual and customary to standard lending activities.

財務報表附註

Notes to the Financial Statements

27 備供銷售金融投資

27 AVAILABLE-FOR-SALE FINANCIAL INVESTMENTS

		本集團 Group	
		2013 千港元 HK\$'000	2012 千港元 HK\$'000
債券：	Debt securities:		
於香港上市	Listed in Hong Kong	9,657,943	6,495,716
於香港以外地區上市	Listed outside Hong Kong	18,262,880	21,989,895
非上市	Unlisted	34,461,975	18,557,659
		62,382,798	47,043,270
股票證券：	Equity securities:		
於香港上市	Listed in Hong Kong	423,178	422,102
非上市	Unlisted	27,230	6,230
		450,408	428,332
備供銷售金融投資總額	Total available-for-sale financial investments	62,833,206	47,471,602
上市證券之市值	Market value of listed securities	28,344,001	28,907,713
經計入減值損失之債券包括 以下項目：	Debt securities after taking into account of impairment losses are comprised of the following items:		
庫券	Treasury bills	-	147,800
所持有之存款證	Certificates of deposit held	6,603,930	1,473,086
其他債券	Other debt securities	55,778,868	45,422,384
		62,382,798	47,043,270
備供銷售金融投資按發行人類別 分析如下：	Available-for-sale financial investments are analysed by category of issuer as follows:		
中央政府及中央銀行	Central governments and central banks	746,414	1,841,265
公營機構	Public sector entities	910,213	973,695
銀行同業及其他金融機構	Banks and other financial institutions	34,716,600	30,827,901
企業	Corporate entities	26,459,603	13,828,064
其他	Others	376	677
		62,833,206	47,471,602

備供銷售金融投資之個別減值準備變動

Movement in individual impairment allowances on available-for-sale financial investments

		本集團 Group	
		2013 千港元 HK\$'000	2012 千港元 HK\$'000
於一月一日	At 1 January	77,512	-
年內準備	Charge for the year	676	77,512
年內撇銷	Write off for the year	(676)	-
匯兌差額	Exchange difference	28	-
於十二月三十一日	At 31 December	77,540	77,512

財務報表附註

Notes to the Financial Statements

27 備供銷售金融投資(續)

27 AVAILABLE-FOR-SALE FINANCIAL INVESTMENTS
(continued)

		本銀行 Bank	
		2013 千港元 HK\$'000	2012 千港元 HK\$'000
債券：	Debt securities:		
於香港上市	Listed in Hong Kong	9,657,943	6,495,716
於香港以外地區上市	Listed outside Hong Kong	18,023,339	21,747,406
非上市	Unlisted	17,423,609	11,687,149
		45,104,891	39,930,271
股票證券：	Equity securities:		
於香港上市	Listed in Hong Kong	423,178	422,102
非上市	Unlisted	27,230	6,230
		450,408	428,332
備供銷售金融投資總額	Total available-for-sale financial investments	45,555,299	40,358,603
上市證券之市值	Market value of listed securities	28,104,460	28,665,224
經計入減值損失之債券包括 以下項目：	Debt securities after taking into account of impairment losses are comprised of the following items:		
所持有之存款證	Certificates of deposit held	6,603,930	1,473,086
其他債券	Other debt securities	38,500,961	38,457,185
		45,104,891	39,930,271
備供銷售金融投資按發行人 類別分析如下：	Available-for-sale financial investments are analysed by category of issuer as follows:		
中央政府及中央銀行	Central governments and central banks	746,414	1,324,117
公營機構	Public sector entities	415,043	424,718
銀行同業及其他金融機構	Banks and other financial institutions	28,348,256	25,650,853
企業	Corporate entities	16,045,210	12,958,538
其他	Others	376	377
		45,555,299	40,358,603

備供銷售金融投資之個別減值準備變動

Movement in individual impairment allowances on available-for-sale
financial investments

		本銀行 Bank	
		2013 千港元 HK\$'000	2012 千港元 HK\$'000
於一月一日	At 1 January	77,512	-
年內準備	Charge for the year	676	77,512
年內撇銷	Write off for the year	(676)	-
匯兌差額	Exchange difference	28	-
於十二月三十一日	At 31 December	77,540	77,512

財務報表附註

Notes to the Financial Statements

28 持有至到期金融投資

28 HELD-TO-MATURITY FINANCIAL INVESTMENTS

		本集團 Group	
		2013 千港元 HK\$'000	2012 千港元 HK\$'000
債券	Debt securities		
於香港上市	Listed in HK	1,352,766	-
於香港以外地區上市	Listed outside HK	890,686	-
非上市	Unlisted	2,653,402	1,164,350
		4,896,854	1,164,350
減：減值損失	Less: Impairment losses	-	-
持有至到期金融投資總額	Total held-to-maturity financial investments	4,896,854	1,164,350
上市證券之市值	Market value of listed securities	2,256,686	-
經計入減值損失之債券包括 以下項目：	Debt securities after taking into account of impairment losses are comprised of the following items:		
庫券	Treasury bills	1,164,392	1,164,350
其他債券	Other debt securities	3,732,462	-
		4,896,854	1,164,350
持有至到期金融投資按發行人 類別分析如下：	Held-to-maturity financial investments are analysed by category of issuer as follows:		
中央政府及中央銀行	Central governments and central banks	1,293,532	1,164,350
公營機構	Public organization	38,135	-
銀行同業及其他金融機構	Banks and other financial institutions	1,146,857	-
企業	Corporation	2,418,330	-
		4,896,854	1,164,350

財務報表附註

Notes to the Financial Statements

28 持有至到期金融投資(續)

28 HELD-TO-MATURITY FINANCIAL INVESTMENTS (continued)

		本銀行 Bank	
		2013 千港元 HK\$' 000	2012 千港元 HK\$' 000
債券	Debt securities		
於香港上市	Listed in HK	1,352,766	-
於香港以外地區上市	Listed outside HK	890,686	-
非上市	Unlisted	1,164,392	1,164,350
		3,407,844	1,164,350
減：減值損失	Less: Impairment losses	-	-
持有至到期金融投資總額	Total held-to-maturity financial investments	3,407,844	1,164,350
上市證券之市值	Market value of listed securities	2,256,686	-
經計入減值損失之債券包括 以下項目：	Debt securities after taking into account of impairment losses are comprised of the following items:		
庫券	Treasury bills	1,164,392	1,164,350
其他債券	Other debt securities	2,243,452	-
		3,407,844	1,164,350
持有至到期金融投資按發行人 類別分析如下：	Held-to-maturity financial investments are analysed by category of issuer as follows:		
中央政府及中央銀行	Central governments and central banks	1,293,532	1,164,350
企業實體	Corporate entities	2,114,312	-
		3,407,844	1,164,350

有關證券主要是為了流動資金管理目的而持有。

The securities are mainly held for liquidity management purpose.

年內並無對持有至到期金融投資作出組合減值準備
(二零一二年：無)。

There was no collective impairment allowance made against the held-to-maturity financial investments during the year (2012: Nil).

29 於聯營公司的權益

29 INTEREST IN AN ASSOCIATE

		本集團 Group	
		2013 千港元 HK\$' 000	2012 千港元 HK\$' 000
應佔淨資產	Share of net assets	219,942	198,419
收購時產生之商譽	Goodwill on acquisition	29,786	29,786
		249,728	228,205
		本銀行 Bank	
		2013 千港元 HK\$' 000	2012 千港元 HK\$' 000
非上市股份投資，按成本列值	Unlisted shares investments at cost	132,938	132,938

財務報表附註

Notes to the Financial Statements

29 於聯營公司的權益(續)

本集團於其主要聯營公司之權益，該等聯營公司均為非上市，如下：

29 INTEREST IN AN ASSOCIATE (continued)

The Group's interest in its principal associate which is unlisted, is as follows:

	業務架構形式	註冊成立及營業地點	已發行及繳足股本之詳情	本集團及本銀行之實際權益	主要業務
	Form of business structure	Place of incorporation and business	Particulars of issued and paid up capital	Group's and Bank's effective interest	Principal activity
	千港元	千港元	千港元	千港元	千港元
	HK\$'000	HK\$'000	HK\$'000	HK\$'000	HK\$'000
2013 二零一三年					
IEC Investments Limited	註冊成立 Incorporated	香港 Hong Kong	100,000股每股面值 1港元之普通股 100,000 ordinary shares of HK\$1 each	40%	投資控股 Investment holding
2012 二零一二年					
IEC Investments Limited	註冊成立 Incorporated	香港 Hong Kong	100,000股每股面值 1港元之普通股 100,000 ordinary shares of HK\$1 each	40%	投資控股 Investment holding

IEC Investments Limited (「IEC」) 在香港從事投資控股。本集團於二零零七年收購IEC之40%股權，作為策略性投資。本集團於年內擁有40,000股每股面值1港元之該聯營公司普通股。上述聯營公司使用權益法在綜合財務報表內列值。

IEC Investments Limited (「IEC」) engages in investment holding in Hong Kong. The Group acquired 40% stake of IEC in 2007 as a strategic investment. The Group held 40,000 ordinary shares of HK\$1 each of this association during the year. The above associate is accounted for using equity method in the consolidated financial statements.

主要聯營公司之財務資料概要，以及與綜合財務報表內之賬面值之對賬如下：

Summarised financial information of the material associates and reconciled to the carrying amounts in the consolidated financial statements are disclosed below:

		2013	2012
		千港元	千港元
		HK\$'000	HK\$'000
IEC Investments Limited			
流動資產	Current assets	270,876	229,565
非流動資產	Non-current assets	403,758	403,758
流動負債	Current liabilities	18,645	13,142
非流動負債	Non-current liabilities	106,134	124,134
股東權益	Equity	549,855	496,047
收入	Revenue	58,025	57,161
持續經營業務溢利	Profit from continuing operations	53,807	52,433
已終止經營業務除稅後損益	Post-tax profit or loss from discontinued operations	-	-
其他全面收益	Other comprehensive income	-	-
全面收益總額	Total comprehensive income	53,807	52,433
來自聯營公司之股息	Dividend received from the associate	-	-
與集團於聯營公司之權益對賬	Reconciled to the group's interest in the associates		
聯營公司資產淨值總計	Gross amounts of net assets of the associate	549,855	496,047
本集團之實際權益	Group's effective interest	40%	40%
本集團應佔聯營公司資產淨值	Group's share of net assets of the associate	219,942	198,419
商譽	Goodwill	29,786	29,786
於綜合財務報表之賬面值	Carrying amount in the consolidated financial statements	249,728	228,205

財務報表附註

Notes to the Financial Statements

30 商譽及其他無形資產

30 GOODWILL AND OTHER INTANGIBLE ASSETS

本集團	Group	商譽 Goodwill 千港元 HK\$'000	電腦軟件 Computer software 千港元 HK\$'000	交易權 Trading rights 千港元 HK\$'000	合計 Total 千港元 HK\$'000
成本值或賬面淨值	Cost or net carrying amount				
於二零一三年一月一日	At 1 January 2013	999,715	194,108	1,895	1,195,718
添置	Additions	-	43,103	-	43,103
出售	Disposal	-	-	-	-
其他調整	Other adjustments	-	274	-	274
於二零一三年十二月三十一日	At 31 December 2013	999,715	237,485	1,895	1,239,095
累積攤銷	Accumulated amortisation				
於二零一三年一月一日	At 1 January 2013	-	125,527	-	125,527
年內攤銷	Charge for the year	-	25,828	-	25,828
出售	Disposal	-	-	-	-
其他調整	Other adjustments	-	28	-	28
於二零一三年十二月三十一日	At 31 December 2013	-	151,383	-	151,383
賬面淨值	Net book value				
於二零一三年十二月三十一日	At 31 December 2013	999,715	86,102	1,895	1,087,712
本集團	Group				
成本值或賬面淨值	Cost or net carrying amount				
於二零一二年一月一日	At 1 January 2012	999,715	132,469	1,895	1,134,079
添置	Additions	-	67,177	-	67,177
出售	Disposal	-	(5,489)	-	(5,489)
其他調整	Other adjustments	-	(49)	-	(49)
於二零一二年十二月三十一日	At 31 December 2012	999,715	194,108	1,895	1,195,718
累積攤銷	Accumulated amortisation				
於二零一二年一月一日	At 1 January 2012	-	116,601	-	116,601
年內攤銷	Charge for the year	-	14,458	-	14,458
出售	Disposal	-	(5,489)	-	(5,489)
其他調整	Other adjustments	-	(43)	-	(43)
於二零一二年十二月三十一日	At 31 December 2012	-	125,527	-	125,527
賬面淨值	Net book value				
於二零一二年十二月三十一日	At 31 December 2012	999,715	68,581	1,895	1,070,191

財務報表附註

Notes to the Financial Statements

30 商譽及其他無形資產(續)

30 GOODWILL AND OTHER INTANGIBLE ASSETS
(continued)

本銀行	Bank	商譽 Goodwill 千港元 HK\$'000	電腦軟件 Computer software 千港元 HK\$'000	合計 Total 千港元 HK\$'000
成本值或賬面淨值	Cost or net carrying amount			
於二零一三年一月一日	At 1 January 2013	937,986	189,992	1,127,978
添置	Additions	-	36,278	36,278
出售	Disposal	-	-	-
於二零一三年十二月三十一日	At 31 December 2013	937,986	226,270	1,164,256
累積攤銷	Accumulated amortisation			
於二零一三年一月一日	At 1 January 2013	-	124,257	124,257
年內攤銷	Charge for the year	-	24,599	24,599
出售	Disposal	-	-	-
於二零一三年十二月三十一日	At 31 December 2013	-	148,856	148,856
賬面淨值	Net book value			
於二零一三年十二月三十一日	At 31 December 2013	937,986	77,414	1,015,400

本銀行	Bank	商譽 Goodwill 千港元 HK\$'000	電腦軟件 Computer software 千港元 HK\$'000	合計 Total 千港元 HK\$'000
成本值或賬面淨值	Cost or net carrying amount			
於二零一二年一月一日	At 1 January 2012	937,986	123,407	1,061,393
添置	Additions	-	66,585	66,585
出售	Disposal	-	-	-
於二零一二年十二月三十一日	At 31 December 2012	937,986	189,992	1,127,978
累積攤銷	Accumulated amortisation			
於二零一二年一月一日	At 1 January 2012	-	111,485	111,485
年內攤銷	Charge for the year	-	12,772	12,772
出售	Disposal	-	-	-
於二零一二年十二月三十一日	At 31 December 2012	-	124,257	124,257
賬面淨值	Net book value			
於二零一二年十二月三十一日	At 31 December 2012	937,986	65,735	1,003,721

財務報表附註

Notes to the Financial Statements

30 商譽及其他無形資產(續)

附註：

- (i) 綜合業務網絡系統於二零零五年十月進行升級，直接成本包括軟件開發顧問費及僱員成本，並分別確認為於二零零九年及二零零八年十二月三十一日之無形資產。
- (ii) 於二零零四年，本銀行向富通銀行收購ICBC Asia Wa Pei Limited集團之全部已發行股本。此項收購之商譽為322,317,000港元。
- (iii) 包含商譽的現金生產單位之減值測試

本集團按業務分部分配商譽予可辨別的現金生產單位(「現金生產單位」)如下：

		2013 千港元 HK\$'000	2012 千港元 HK\$'000
企業與投資銀行	Corporate and Investment Banking	585,715	585,715
商業銀行	Commercial Banking	230,450	230,450
零售銀行	Retail Banking	142,386	142,386
其他	Others	41,164	41,164
		999,715	999,715

現金生產單位的可收回金額則根據使用價值計算。計算方法按照管理層已核准而涵蓋五年期間的財務預算的現金流估計。超過一年期間的現金流按下述的估計利率作推斷。按一年期應用於現金流預期之增長率不可超過該現金生產單位所經營業務的長期平均增長率。

用於計算使用價值的折現率為10%至14%。

管理層根據過往及預計市場發展以決定預算財務表現。加權平均增長率與行業報告內所作預測是一致的。

30 GOODWILL AND OTHER INTANGIBLE ASSETS (continued)

Notes:

- (i) The Core banking system was upgraded in October 2005 with direct costs including software development consultancy fees and employee costs recognised as intangible asset as at 31 December 2009 and 2008 respectively.
- (ii) In 2004, the Bank acquired all the issued share capital of ICBC Asia Wa Pei Limited group from Fortis Bank. The goodwill of the acquisition amounted to HK\$322,317,000.
- (iii) Impairment tests for cash-generating units containing goodwill.

Goodwill is allocated to the Group's cash-generating units (CGU) identified according to business segment as follows:

		2013 千港元 HK\$'000	2012 千港元 HK\$'000
企業與投資銀行	Corporate and Investment Banking	585,715	585,715
商業銀行	Commercial Banking	230,450	230,450
零售銀行	Retail Banking	142,386	142,386
其他	Others	41,164	41,164
		999,715	999,715

The recoverable amount of a CGU is determined based on value-in-use calculations. Such calculations use cash flow projections based on financial budgets approved by management covering a five-year period. Cash flows beyond the one-year period are extrapolated using the estimate rates stated below. The growth rate which applies to the cashflow projections over the one-year period does not exceed the long term average growth rate for the business of which the CGU operates.

The discount rates used for value-in-use calculations are ranging from 10% to 14%

Management determined the budgeted financial performance based on the past performance and its expectation for market development. The weighted average growth rates used are consistent with the forecasts included in industry reports.

財務報表附註

Notes to the Financial Statements

31 投資物業

31 INVESTMENT PROPERTIES

		本集團		本銀行	
		2013	2012	2013	2012
		千港元	千港元	千港元	千港元
		HK\$'000	HK\$'000	HK\$'000	HK\$'000
於一月一日之賬面值	Carrying amount at 1 January	53,423	75,816	38,000	43,400
添置	Additions	-	-	-	-
轉出至銀行物業	Transfer out to bank premises	-	(17,389)	-	-
出售	Disposals	-	(18,000)	-	(18,000)
重估收益淨額	Net revaluation gain	5,101	12,996	3,000	12,600
於十二月三十一日之賬面值	Carrying amount at 31 December	58,524	53,423	41,000	38,000

本集團之投資物業位於香港及內地按以下租期持有：

The Group's investment properties are situated in Hong Kong and Mainland China under the following lease terms:

		本集團		本銀行	
		2013	2012	2013	2012
		千港元	千港元	千港元	千港元
		HK\$'000	HK\$'000	HK\$'000	HK\$'000
在香港持有	Held in Hong Kong				
長期租賃 (50年以上)	Long term leases (over 50 years)	41,000	38,000	41,000	38,000
在香港以外地區持有	Held outside Hong Kong				
中期租賃 (10至50年)	Medium term leases (10-50 years)	17,524	15,423	-	-
		58,524	53,423	41,000	38,000

本銀行的投資物業於二零一三年十二月三十一日由獨立專業合資格測量師韋堅信產業測計師行按公開市場及當前用途基準重新估定為41,000,000港元(二零一二年：38,000,000港元)。本銀行附屬公司的投資物業於二零一三年十二月三十一日由獨立專業合資格測量師深圳市國眾聯資產評估土地房地產估價諮詢有限公司按公開市場及當前用途基準重新估定為17,524,000港元(二零一二年：15,423,000港元)。

The Bank's investment properties were revalued on 31 December 2013 by A.G. Wilkinson & Associates, an independent professionally qualified valuer, at HK\$41,000,000 (2012: HK\$38,000,000) on an open market, existing use basis. The investment properties of the Bank's subsidiary were revalued on 31 December 2013 by Shenzhen GuoZhongLian Asset and Real Estate Appraisal Consulting Co., Ltd., an independent professionally qualified valuer, at HK\$17,524,000 (2012: HK\$15,423,000) on an open market, existing use basis.

投資物業資料
二零一三年十二月三十一日

Particulars of investment properties
31 December 2013

地點	用途	租期	本集團之歸屬利益
Location	Use	Lease term	Attributable interest of the Group
香港銅鑼灣高士威道8號地下B號舖 Shop B on the Ground Floor, No. 8 Causeway Road, Hong Kong	商業用途 Office building	長期租賃 (50年以上) Long term lease (over 50 years)	100%
深圳市福田區振興路賽格科技工業園 四棟二樓A、B座 Unit A&B, 2/F, 4 Blocks, SEG Technology Park, Zhenxing Road, Futian District, Shenzhen	商業用途 Office building	中期租賃 (10至50年) Medium term lease (10-50 years)	100%

財務報表附註

Notes to the Financial Statements

32 物業及設備

32 PROPERTY, PLANT AND EQUIPMENT

本集團

Group

		銀行房產及物業 Bank premises and properties 千港元 HK\$' 000	租賃物業裝修 Leasehold improvements 千港元 HK\$' 000	傢俬及設備 Furniture and equipment 千港元 HK\$' 000	總計 Total 千港元 HK\$' 000
於二零一二年十二月三十一日 及二零一三年一月一日：	At 31 December 2012 and 1 January 2013:				
成本值或估值	Cost or valuation	678,890	262,829	300,464	1,242,183
累計折舊及減值	Accumulated depreciation and impairment	(150,168)	(143,040)	(192,713)	(485,921)
於二零一二年十二月三十一日及 二零一三年一月一日之賬面淨值	Net book value at 31 December 2012 and 1 January 2013	528,722	119,789	107,751	756,262
添置	Additions	10,755	51,853	66,195	128,803
自投資物業轉入	Transfer in from investment property	-	-	-	-
出售	Disposals	-	(20)	(1,175)	(1,195)
重估(附註(i))	Revaluation (Note (i))	54,265	-	-	54,265
年內計提折舊	Depreciation provided during the year	(32,032)	(27,810)	(32,416)	(92,258)
匯兌及其他調整	Exchange rate and other adjustments	(1,581)	-	870	(711)
於二零一三年十二月三十一日之賬面淨值	Net book value at 31 December 2013	560,129	143,812	141,225	845,166
於二零一三年十二月三十一日：	At 31 December 2013:				
成本值或估值	Cost or valuation	773,765	308,463	353,073	1,435,301
累計折舊及減值	Accumulated depreciation and impairment	(213,636)	(164,651)	(211,848)	(590,135)
於二零一三年十二月三十一日之賬面淨值	Net book value at 31 December 2013	560,129	143,812	141,225	845,166
上述資產之成本或估值分析如下：	The analysis of cost or valuation of the above assets is as follows:				
於二零一三年十二月三十一日：	At 31 December 2013:				
按成本值	At cost	-	308,463	353,073	661,536
按估值	At valuation	560,129	-	-	560,129
		560,129	308,463	353,073	1,221,665

財務報表附註

Notes to the Financial Statements

32 物業及設備(續)

32 PROPERTY, PLANT AND EQUIPMENT (continued)

本集團		Group			
		銀行房產及物業 Bank premises and properties 千港元 HK\$' 000	租賃物業裝修 Leasehold improvements 千港元 HK\$' 000	傢俬及設備 Furniture and equipment 千港元 HK\$' 000	總計 Total 千港元 HK\$' 000
於二零一一年十二月三十一日 及二零一二年一月一日：		At 31 December 2011 and 1 January 2012:			
成本值或估值	Cost or valuation	514,772	258,326	277,258	1,050,356
累計折舊及減值	Accumulated depreciation and impairment	(132,219)	(146,811)	(177,832)	(456,862)
於二零一一年十二月三十一日及 二零一二年一月一日之賬面淨值	Net book value at 31 December 2011 and 1 January 2012	382,553	111,515	99,426	593,494
添置	Additions	-	37,273	39,245	76,518
自投資物業轉入	Transfer in from investment property	17,389	-	-	17,389
出售	Disposals	-	(5,608)	(2,314)	(7,922)
重估(附註(i))	Revaluation (Note (i))	156,872	-	-	156,872
年內計提折舊	Depreciation provided during the year	(22,791)	(23,391)	(29,650)	(75,832)
匯兌及其他調整	Exchange rate and other adjustments	(5,301)	-	1,044	(4,257)
於二零一二年十二月三十一日之賬面淨值	Net book value at 31 December 2012	528,722	119,789	107,751	756,262
於二零一二年十二月三十一日：		At 31 December 2012:			
成本值或估值	Cost or valuation	678,890	262,829	300,464	1,242,183
累計折舊及減值	Accumulated depreciation and impairment	(150,168)	(143,040)	(192,713)	(485,921)
於二零一二年十二月三十一日之賬面淨值	Net book value at 31 December 2012	528,722	119,789	107,751	756,262
上述資產之成本或估值分析如下：		The analysis of cost or valuation of the above assets is as follows:			
於二零一二年十二月三十一日：		At 31 December 2012:			
按成本值	At cost	-	262,829	300,464	563,293
按估值	At valuation	528,722	-	-	528,722
		528,722	262,829	300,464	1,092,015

財務報表附註

Notes to the Financial Statements

32 物業及設備(續)

32 PROPERTY, PLANT AND EQUIPMENT (continued)

本銀行		Bank			
		銀行房產及物業 Bank premises and properties 千港元 HK\$' 000	租賃物業裝修 Leasehold improvements 千港元 HK\$' 000	傢俬及設備 Furniture and equipment 千港元 HK\$' 000	總計 Total 千港元 HK\$' 000
於二零一二年十二月三十一日 及二零一三年一月一日：	At 31 December 2012 and 1 January 2013:				
成本值或估值	Cost or valuation	474,176	239,825	268,607	982,608
累計折舊及減值	Accumulated depreciation and impairment	(40,776)	(138,483)	(176,214)	(355,473)
於二零一二年十二月三十一日及 二零一三年一月一日之賬面淨值	Net book value at 31 December 2012 and 1 January 2013	433,400	101,342	92,393	627,135
添置	Additions	-	51,853	57,481	109,334
自投資物業轉入	Transfer in from investment property	-	-	-	-
出售	Disposals	-	(20)	(316)	(336)
重估(附註(i))	Revaluation (Note (i))	24,847	-	-	24,847
年內計提折舊	Depreciation provided during the year	(7,697)	(23,115)	(27,590)	(58,402)
於二零一三年十二月三十一日之賬面淨值	Net book value at 31 December 2013	450,550	130,060	121,968	702,578
於二零一三年十二月三十一日：	At 31 December 2013:				
成本值或估值	Cost or valuation	486,384	285,459	319,472	1,091,315
累計折舊及減值	Accumulated depreciation and impairment	(35,834)	(155,399)	(197,504)	(388,737)
於二零一三年十二月三十一日之賬面淨值	Net book value at 31 December 2013	450,550	130,060	121,968	702,578
上述資產之成本或估值分析如下：	The analysis of cost or valuation of the above assets is as follows:				
於二零一三年十二月三十一日：	At 31 December 2013:				
按成本值	At cost	-	285,459	319,472	604,931
按估值	At valuation	450,550	-	-	450,550
		450,550	285,459	319,472	1,055,481

財務報表附註

Notes to the Financial Statements

32 物業及設備(續)

32 PROPERTY, PLANT AND EQUIPMENT (continued)

本銀行	Bank	銀行房產及物業			傢俬及設備	總計
		Bank premises and properties	租賃物業裝修	Furniture and equipment		
		千港元	千港元	千港元	千港元	千港元
		HK\$' 000	HK\$' 000	HK\$' 000	HK\$' 000	HK\$' 000
於二零一一年十二月三十一日	At 31 December 2011 and 1 January 2012:					
及二零一二年一月一日：						
成本值或估值	Cost or valuation	308,164	235,328	251,956		795,448
累計折舊及減值	Accumulated depreciation and impairment	(25,355)	(146,797)	(164,831)		(336,983)
於二零一一年十二月三十一日及 二零一二年一月一日之賬面淨值	Net book value at 31 December 2011 and 1 January 2012	282,809	88,531	87,125		458,465
添置	Additions	-	37,265	31,374		68,639
自投資物業轉入	Transfer in from investment property	-	-	-		-
出售	Disposals	-	(5,607)	(2,248)		(7,855)
重估(附註(i))	Revaluation (Note (i))	155,349	-	-		155,349
年內計提折舊	Depreciation provided during the year	(4,758)	(18,847)	(23,858)		(47,463)
於二零一二年十二月三十一日之賬面淨值	Net book value at 31 December 2012	433,400	101,342	92,393		627,135
於二零一二年十二月三十一日：	At 31 December 2012:					
成本值或估值	Cost or valuation	474,176	239,825	268,607		982,608
累計折舊及減值	Accumulated depreciation and impairment	(40,776)	(138,483)	(176,214)		(355,473)
於二零一二年十二月三十一日之賬面淨值	Net book value at 31 December 2012	433,400	101,342	92,393		627,135
上述資產之成本或估值分析如下：	The analysis of cost or valuation of the above assets is as follows:					
於二零一二年十二月三十一日：	At 31 December 2012:					
按成本值	At cost	-	239,825	268,607		508,432
按估值	At valuation	433,400	-	-		433,400
		433,400	239,825	268,607		941,832

附註：

(i) 銀行物業於二零一三年十二月三十一日根據由獨立專業合資格估值師韋堅信測量師行所作出之公開市場估值進行重估。本集團附屬公司之房產已於二零一三年十二月三十一日根據由中國內地獨立專業合資格測量師深圳市國眾聯資產評估土地房地產估價諮詢有限公司所作出之公開市場估值進行重估。重估盈餘(扣除適用遞延所得稅)乃計入股東權益中之銀行物業重估儲備內。如本集團及本銀行之銀行房產及物業按成本減累計折舊列賬，則彼等之賬面值將分別為66,732,000港元(二零一二年：70,490,000港元)及39,453,000港元(二零一二年：40,475,000港元)。

Note:

(i) The bank premises were revalued at 31 December 2013 based on the open market value by A.G. Wilkinson & Associates, an independent professionally qualified valuer. The subsidiary's premises were revalued at 31 December 2013 based on the open market value by Shenzhen GuoZhongLian Asset and Real Estate Appraisal Consulting Co., Ltd, an independent professionally qualified valuer in the Mainland China. The revaluation surplus net of applicable deferred income taxes was credited to bank premises revaluation reserve in shareholders' equity. The carrying amount of the bank premises and properties of the Group and the Bank would have been HK\$66,732,000 (2012: HK\$70,490,000) and HK\$39,453,000 (2012: HK\$40,475,000) respectively had they been stated at cost less accumulated depreciation.

財務報表附註

Notes to the Financial Statements

32 物業及設備(續)

本集團之物業位於香港及內地按以下租期持有：

		本集團 Group		本銀行 Bank	
		2013 千港元 HK\$' 000	2012 千港元 HK\$' 000	2013 千港元 HK\$' 000	2012 千港元 HK\$' 000
在香港持有	Held in Hong Kong				
長期租賃(50年以上)	Long term leases (over 50 years)	354,000	342,000	354,000	342,000
中期租賃(10至50年)	Medium term leases (10-50 years)	96,550	91,400	96,550	91,400
在香港以外地區持有	Held outside Hong Kong				
中期租賃(10至50年)	Medium term leases (10-50 years)	109,579	95,322	-	-
		560,129	528,722	450,550	433,400

The Group's properties are situated in Hong Kong and Mainland China under the following lease terms:

33 其他資產

33 OTHER ASSETS

		本集團 Group		本銀行 Bank	
		2013 千港元 HK\$' 000	2012 千港元 HK\$' 000	2013 千港元 HK\$' 000	2012 千港元 HK\$' 000
應收利息	Interest receivable	1,268,722	873,614	933,076	622,487
預付款項	Prepayments	128,347	210,043	124,922	183,197
結算賬戶	Settlement accounts	3,181,068	1,176,284	3,390,953	1,467,898
已付保證金	Margin deposit paid	532,739	369,551	512,495	363,342
合夥	Partnership	-	233,410	-	233,410
保理	Factoring	337,764	335,101	337,764	335,101
其他	Others	151,845	175,852	207,634	246,020
		5,600,485	3,373,855	5,506,844	3,451,455

財務報表附註

Notes to the Financial Statements

34 於附屬公司之投資

34 INVESTMENTS IN SUBSIDIARIES

		本銀行 Bank	
		2013 千港元 HK\$'000	2012 千港元 HK\$'000
非上市股份，按成本值	Unlisted shares investments at cost	3,968,107	3,968,107

以下為本銀行於二零一三年十二月三十一日持有之附屬公司名單：

The following is a list of subsidiaries held by the Bank at 31 December 2013:

公司名稱 Name	註冊地點 Place of incorporation	主要業務 Principal activities	持有已發行股份/ 註冊資本之詳情 Particulars of issued shares held/ registered capital	持有之權益 Interest held	
				2013	2012
華商銀行* Chinese Mercantile Bank*	中華人民共和國 People's Republic of China	銀行業務 Banking business	人民幣3,150,000,000元 RMB3,150,000,000	100%	100%
工銀亞洲資產管理有限公司 ICBC (Asia) Asset Management Company Limited	香港 Hong Kong	提供資產管理服務 Provision of asset management services	1,000,000股每股面值1港元之普通股 1,000,000 ordinary shares of HK\$1 each	100%	100%
工銀亞洲金業有限公司 ICBC (Asia) Bullion Company Limited	香港 Hong Kong	不活躍 Inactive	6,000,000股每股面值1港元之普通股 6,000,000 ordinary shares of HK\$1 each	100%	100%
工銀亞洲期貨有限公司 ICBC (Asia) Futures Company Limited	香港 Hong Kong	提供期貨業務 Provision of futures business	26,000,000股每股面值1港元之普通股 26,000,000 ordinary shares of HK\$1 each	100%	100%
工銀亞洲投資管理有限公司 ICBC (Asia) Investment Management Company Limited	香港 Hong Kong	提供資產管理服務 Provision of asset management services	27,828,870股每股面值1港元之普通股 27,828,870 ordinary shares of HK\$1 each	100%	100%
工銀亞洲代理人有限公司 ICBC (Asia) Nominee Limited	香港 Hong Kong	提供代理人服務 Provision of nominee services	100股每股面值100港元之普通股 100 ordinary shares of HK\$100 each	100%	100%
工銀亞洲証券有限公司 ICBC (Asia) Securities Limited	香港 Hong Kong	提供證券經紀服務 Provision of securities brokerage services	100,000,000股每股面值1港元之普通股 100,000,000 ordinary shares of HK\$1 each	100%	100%
工銀亞洲信託有限公司 ICBC (Asia) Trustee Company Limited	香港 Hong Kong	提供信託服務 Provision of trustee services	30,000股每股面值100港元之普通股 30,000 ordinary shares of HK\$100 each	100%	100%
ICBC (Asia) Wa Pei Nominees Limited	香港 Hong Kong	不活躍 Inactive	100股每股面值1港元之普通股 100 ordinary shares of HK\$1 each	100%	100%
ICBCA (C.I.) Limited	開曼群島 Cayman Islands	發行債券之特設公司 Being a special-purpose vehicle for bond issuance	1股每股面值1美元之普通股 1 ordinary share of US\$1	100%	100%
友聯中國業務管理有限公司 UB China Business Management Co. Ltd.,	英屬維爾京群島 British Virgin Islands	不活躍 Inactive	1股每股面值1美元之普通股 1 ordinary share of US\$1	100%	100%

* 外商獨資企業

* Foreign-owned enterprise

財務報表附註

Notes to the Financial Statements

35 銀行同業及其他金融機構之存款

35 DEPOSITS FROM BANKS AND OTHER FINANCIAL INSTITUTIONS

		本集團		本銀行	
		2013	2012	2013	2012
		千港元	千港元	千港元	千港元
		HK\$'000	HK\$'000	HK\$'000	HK\$'000
銀行同業及其他金融機構之存款	Deposits from banks and other financial institutions	100,941,733	72,862,914	83,259,032	65,946,440

就回購交易而言，於二零一三年十二月三十一日並無本集團可以出售或轉押的抵押品(二零一二年：1,213,542,000港元)(回購協議的金額)。進行交易的條款屬於標準借貸活動的一般及慣常條款。

In respect of repurchase transactions, there was no collateral which were permitted to be sold or repledged from the Group as at 31 December 2013 (2012: HK\$1,213,542,000) (the amount of the Repo). The transactions are conducted on terms that are usual and customary to standard lending activities.

36 客戶存款

36 DEPOSITS FROM CUSTOMERS

		本集團		本銀行	
		2013	2012	2013	2012
		千港元	千港元	千港元	千港元
		HK\$'000	HK\$'000	HK\$'000	HK\$'000
活期存款及往來戶口	Demand deposits and current accounts	23,850,089	22,106,941	15,429,543	13,614,056
儲蓄存款	Savings deposits	57,005,732	46,221,026	56,980,723	46,156,793
定期及通知存款	Time, call and notice deposits	260,607,153	189,820,104	219,696,087	159,480,465
		341,462,974	258,148,071	292,106,353	219,251,314

財務報表附註

Notes to the Financial Statements

37 遞延稅項

遞延稅項採用負債法就暫時差額按主要稅率16.5%計算(二零一二年: 16.5%)。

遞延稅項資產/(負債)之變動如下:

37 DEFERRED INCOME TAX

Deferred income tax is calculated in full on temporary differences under the liability method using a principal taxation rate of 16.5% (2012: 16.5%).

The movement on the deferred tax assets/(liabilities) account is as follows:

		本集團 Group	
		2013 千港元 HK\$' 000	2012 千港元 HK\$' 000
於一月一日	At 1 January	(241,560)	(9,502)
在收益表記賬	Credited to income statement	5,493	20,664
在權益記賬/(支賬)	Credited/(Debited) to equity	240,716	(256,395)
匯兌及其他調整	Exchange and other adjustments	(4,668)	3,673
於十二月三十一日	At 31 December	(19)	(241,560)

就財務報告而言, 本集團之遞延稅項結餘分析如下:

The following is an analysis of the deferred tax balances of the Group for financial reporting purposes:

		2013 千港元 HK\$' 000	2012 千港元 HK\$' 000
於綜合財務狀況表確認之遞延稅項資產淨額	Net deferred income tax assets recognised in the consolidated statement of financial position	66,146	11,515
於綜合財務狀況表確認之遞延稅項負債淨額	Net deferred income tax liabilities recognised in the consolidated statement of financial position	(66,165)	(253,075)
於十二月三十一日	At 31 December	(19)	(241,560)

		本銀行 Bank	
		2013 千港元 HK\$' 000	2012 千港元 HK\$' 000
於一月一日	At 1 January	(253,075)	3,954
在收益表記賬	Credited to income statement	43,381	4,498
在權益(支賬)/記賬(附註41)	(Debited)/credited to equity (Note 41)	143,529	(261,527)
於十二月三十一日	At 31 December	(66,165)	(253,075)

財務報表附註

Notes to the Financial Statements

37 遞延稅項(續)

年內權益(支賬)/記賬之遞延稅項如下：

		本集團		本銀行	
		2013	2012	2013	2012
		千港元	千港元	千港元	千港元
		HK\$' 000	HK\$' 000	HK\$' 000	HK\$' 000
股東權益之公平價值儲備	Fair value reserves in shareholder's equity				
銀行物業(附註41)	Bank premises (Note 41)	(11,453)	(17,939)	(4,099)	(23,071)
備供銷售金融投資 (附註41)	Available-for-sale financial investments (Note 41)	252,169	(238,456)	147,628	(238,456)
		240,716	(256,395)	143,529	(261,527)

The deferred income tax (debited)/credited to equity during the year is as follows:

年內遞延稅項資產及負債(與同一稅務機關之結餘抵銷前)之變動如下：

The movements in deferred income tax assets and liabilities (prior to offsetting of balances within the same taxation jurisdiction) during the year are as follows:

遞延稅項資產

Deferred income tax assets

本集團	Group	組合減值損失		投資重估儲備		加速稅項折舊		總額	
		2013	2012	2013	2012	2013	2012	2013	2012
		千港元	千港元	千港元	千港元	千港元	千港元	千港元	千港元
		HK\$' 000	HK\$' 000	HK\$' 000	HK\$' 000	HK\$' 000	HK\$' 000	HK\$' 000	HK\$' 000
於一月一日	At 1 January	78,234	60,725	-	58,577	42,832	17,421	121,066	136,723
在收益表記賬/(支賬)	Credited/(charge) to income statement	48,481	17,509	5,513	-	(46,859)	16,225	7,135	33,734
在權益(支賬)/記賬	(Debited)/credited to equity	-	-	110,054	(58,577)	(5,513)	5,513	104,541	(53,064)
匯兌差額	Exchange difference	(3,983)	-	(601)	-	(84)	3,673	(4,668)	3,673
於十二月三十一日	At 31 December	122,732	78,234	114,966	-	(9,624)	42,832	228,074	121,066

本銀行	Bank	組合減值損失		投資重估儲備		總額	
		2013	2012	2013	2012	2013	2012
		千港元	千港元	千港元	千港元	千港元	千港元
		HK\$' 000	HK\$' 000	HK\$' 000	HK\$' 000	HK\$' 000	HK\$' 000
於一月一日	At 1 January	78,234	60,725	-	58,577	78,234	119,302
在收益表記賬	Credited to income statement	44,498	17,509	-	-	44,498	17,509
在權益支賬	Debited to equity	-	-	-	(58,577)	-	(58,577)
於十二月三十一日	At 31 December	122,732	78,234	-	-	122,732	78,234

財務報表附註

Notes to the Financial Statements

37 遞延稅項(續)

遞延稅項負債

本集團	Group	物業重估儲備		投資重估儲備		加速稅項折舊		合夥		總額	
		Premises revaluation reserves		Investment revaluation reserves		Accelerated tax depreciation		Partnership		Total	
		2013	2012	2013	2012	2013	2012	2013	2012	2013	2012
		千港元	千港元	千港元	千港元	千港元	千港元	千港元	千港元	千港元	千港元
		HK\$'000	HK\$'000	HK\$'000	HK\$'000	HK\$'000	HK\$'000	HK\$'000	HK\$'000	HK\$'000	HK\$'000
於一月一日	At 1 January	98,523	75,012	230,963	51,084	32,005	19,013	1,135	1,116	362,626	146,225
在收益表支賬	Charge to income statement	525	59	-	-	2,252	12,992	(1,135)	19	1,642	13,070
在權益支賬/(記賬)	Debited/(credited) to equity	11,453	23,452	(147,628)	179,879	-	-	-	-	(136,175)	203,331
於十二月三十一日	At 31 December	110,501	98,523	83,335	230,963	34,257	32,005	-	1,135	228,093	362,626

37 DEFERRED INCOME TAX (continued)

Deferred income tax liabilities

本銀行	Bank	物業重估儲備		投資重估儲備		加速稅項折舊		合夥		總額	
		Premises revaluation reserves		Investment revaluation reserves		Accelerated tax depreciation		Partnership		Total	
		2013	2012	2013	2012	2013	2012	2013	2012	2013	2012
		千港元	千港元	千港元	千港元	千港元	千港元	千港元	千港元	千港元	千港元
		HK\$'000	HK\$'000	HK\$'000	HK\$'000	HK\$'000	HK\$'000	HK\$'000	HK\$'000	HK\$'000	HK\$'000
於一月一日	At 1 January	67,206	44,135	230,963	51,084	32,005	19,013	1,135	1,116	331,309	115,348
在收益表支賬	Charge to income statement	-	-	-	-	2,252	12,992	(1,135)	19	1,117	13,011
在權益支賬/(記賬)	Debited/(credited) to equity	4,099	23,071	(147,628)	179,879	-	-	-	-	(143,529)	202,950
於十二月三十一日	At 31 December	71,305	67,206	83,335	230,963	34,257	32,005	-	1,135	188,897	331,309

本集團在香港產生之稅項虧損28,929,000港元(二零一二年: 27,222,000港元), 可無限期用以抵銷產生該等虧損之公司之未來應課稅溢利。由於該等虧損乃來自部分長期虧蝕之附屬公司, 不大可能有應課稅溢利可供動用該等稅項虧損以作抵銷, 故並無就此等虧損確認遞延稅項資產。

於二零一三年十二月三十一日, 倘若本集團若干附屬公司之未來盈利已收到, 本集團亦無額外應付之稅項負債, 故本集團並無應付之重大未確認遞延稅項負債(二零一二年: 無)。

本銀行向其股東支付之股息並不附帶任何所得稅後果。

The Group has tax losses arising in Hong Kong of HK\$28,929,000 (2012: HK\$27,222,000) that are available indefinitely for offsetting against future taxable profits of the companies in which the losses arose. Deferred tax assets have not been recognised in respect of these losses as they have arisen in subsidiaries that have been loss-making for sometime and it is not considered probable that taxable profits will be available against which the tax losses can be utilised.

At 31 December 2013, there was no significant unrecognised deferred tax liability (2012: Nil) for taxes that would be payable on the future earnings of certain of the Group's subsidiaries as the Group has no liability to additional tax should such amounts be received.

There are no income tax consequences attaching to the payment of dividends by the Bank to its shareholders.

財務報表附註

Notes to the Financial Statements

37 遞延稅項(續)

於財務狀況表列賬之金額包括：

遞延稅項資產及負債只有對現行稅項資產及負債有合法權利抵銷及遞延稅項為同一財政機關下，才作出抵銷。以下是在綜合財務狀況表抵銷後之金額。

37 DEFERRED INCOME TAX (continued)

The amounts shown in the statement of financial position include the following:

Deferred income tax assets and liabilities are offset when there is a legally enforceable right to set off current tax assets against current tax liabilities and when the deferred income taxes relate to the same fiscal authority. The following amounts, determined after appropriate offsetting, are shown in the consolidated statement of financial position.

本集團	Group	2013 千港元 HK\$'000	2012 千港元 HK\$'000
遞延稅項資產：	Deferred income tax assets:		
超過十二個月後收回	to be recovered after more than 12 months	237,698	121,065
十二個月內收回	to be recovered within 12 months	-	-
		237,698	121,065
遞延稅項負債：	Deferred income tax liabilities:		
超過十二個月後償還	to be settled after more than 12 months	(237,717)	(361,581)
十二個月內償還	to be settled within 12 months	-	(1,044)
		(237,717)	(362,625)
遞延稅項負債淨額	Deferred income tax liabilities, net	(19)	(241,560)
		2013 千港元 HK\$'000	2012 千港元 HK\$'000
本銀行	Bank		
遞延稅項資產：	Deferred income tax assets:		
超過十二個月後收回	to be recovered after more than 12 months	122,732	78,234
十二個月內收回	to be recovered within 12 months	-	-
		122,732	78,234
遞延稅項負債：	Deferred income tax liabilities:		
超過十二個月後償還	to be settled after more than 12 months	(188,897)	(330,265)
十二個月內償還	to be settled within 12 months	-	(1,044)
		(188,897)	(331,309)
遞延稅項負債淨額	Deferred income tax liabilities, net	(66,165)	(253,075)

財務報表附註

Notes to the Financial Statements

38 以攤銷成本入賬之後償債項

38 SUBORDINATED DEBTS MEASURED AT AMORTISED COST

		本集團及本銀行 Group and Bank			
		2013 千港元 HK\$'000	2013 利率 Interest rate	2012 千港元 HK\$'000	2012 利率 Interest rate
後償定息票據	Subordinated fixed rate notes				
最終於二零二零年 十一月三十日到期	with a final maturity on 30 November 2020	3,855,158	5.125%	3,850,659	5.125%
最終於二零二一年 十一月四日到期 (可於二零一六年十一月五日贖回)	with a final maturity on 4 November 2021 (callable on 5 November 2016)	1,911,486	6%	1,855,349	6%
最終於二零二三年十月十日到期 (可於二零一八年十月十日贖回)	with a final maturity on 10 October 2023 (callable on 10 October 2018)	3,856,173	4.5%	-	-
		9,622,817	-	5,706,008	-

後償債項乃由本銀行籌集作業務拓展用途。該等票據合資格並已按資本規則列入本銀行之附加資本。

於二零一三年十月十日，本銀行向機構投資者發行了固定年利率為4.5厘、面值500,000,000美元的後償票據。該後償票據按折讓價發行，並於二零二三年十月十日到期。該後償票據在新加坡證券交易所有限公司上市。

本銀行於本年度無拖欠本金、利息或其他與後償票據有關的違約情況(二零一二年：無)。

Subordinated debts were raised by the Bank for the development and expansion of business. These notes have been qualified and included as the Bank's supplementary capital in accordance with the Capital Rules.

On 10 October 2013, the Bank issued subordinated notes with aggregate nominal amount of USD 500 million, bearing a fixed interest rate of 4.5% per annum to institutional investors. The notes were issued at discount with maturity due on 10 October 2023. The notes were listed on the Singapore Exchange Securities Trading Limited.

The Bank has not had any default of principal or interest or other breaches with respect to the subordinated debts during the year (2012: Nil).

財務報表附註

Notes to the Financial Statements

39 其他負債

39 OTHER LIABILITIES

		本集團		本銀行	
		2013	2012	2013	2012
		千港元	千港元	千港元	千港元
		HK\$'000	HK\$'000	HK\$'000	HK\$'000
應付利息	Interest payable	2,175,984	1,704,640	1,417,149	1,021,303
應付薪金及福利	Salaries and welfare payable	338,145	263,813	310,438	241,941
結算賬戶	Settlement accounts	1,351,789	1,612,881	1,649,099	1,522,908
已收保證金	Margin deposit received	493,233	270,477	493,239	270,477
保理	Factoring	337,764	335,101	337,764	335,101
其他	Others	849,784	128,639	752,804	439,229
		5,546,699	4,315,551	4,960,493	3,830,959

本集團及本銀行於年內就其負債並無任何拖欠本金、利息或其他違約(二零一二年：無)。

The Group and the Bank have not had any defaults of principal, interest or other breaches with respect to their liabilities during the year (2012: Nil).

40 股本

40 SHARE CAPITAL

		股份數目	普通股溢價	
			普通股	普通股溢價
		Number	Ordinary	Ordinary
		of shares	shares	share
		千股	千港元	千港元
		in thousands	HK\$'000	HK\$'000
於二零一三年一月一日	At 1 January 2013	2,064,748	4,129,497	19,462,335
配發新股	Allotment of new shares	-	-	-
股份發行支出	Share issue expenses	-	-	-
於二零一三年十二月三十一日	At 31 December 2013	2,064,748	4,129,497	19,462,335
於二零一二年一月一日	At 1 January 2012	1,731,415	3,462,830	14,529,002
配發新股	Allotment of new shares	333,333	666,667	4,933,333
股份發行支出	Share issue expenses	-	-	-
於二零一二年十二月三十一日	At 31 December 2012	2,064,748	4,129,497	19,462,335

法定股本總數由25.8億股(二零一二年：25.8億股)每股面值為2港元(二零一二年：每股面值2港元)之普通股以及5億股(二零一二年：5億股)每股面值為人民幣2元之普通股(二零一二年：每股面值為人民幣2元)所組成。所有已發行股份均已繳足股款。

The total number of authorised share capital comprises 2,580 million ordinary shares (2012: 2,580 million shares) with a par value of HK\$2 per share (2012: HK\$2 per share) and 500 million ordinary shares (2012: 500 million shares) with a par value of RMB2 per share (2012: RMB2 per share). All issued shares are fully paid.

於二零一二年，333,333,333股普通股乃按每股16.8港元之價格發行及配發予本銀行的控股公司，以支持本銀行的業務增長。

During 2012, 333,333,333 ordinary shares were issued and allotted to the holding company of the Bank at HK\$16.8 per share with an intention of supporting the business growth of the Bank.

財務報表附註

Notes to the Financial Statements

41 儲備

41.1 本集團

(i) 股份溢價

股份溢價賬之應用受香港公司條例第48B條監管。

(ii) 銀行房產儲備

已設立物業重估儲備，並按附註2.16所載就土地及樓宇所採納之會計政策處理。

(iii) 投資重估儲備

投資重估儲備包括備供銷售金融資產累計直至該等金融資產取消確認為止之累計公平價值變動淨額，並按附註2.7(d)所載之會計政策處理。

(iv) 現金流對沖儲備

現金流對沖儲備包括按附註2.10(b)所載就現金流對沖所採納之會計政策，於有待已對沖現金流其後確認之期間用於現金流對沖之對沖工具累計公平價值變動淨額之有效部分。

(v) 匯兌儲備

匯兌儲備包括因換算外國業務的財務報表而產生之所有匯兌差額。此等儲備按附註2.15(c)所述之會計政策處理。

(vi) 一般儲備

本集團之一般儲備包括：

- 轉撥可供分派予本集團股東之保留溢利；及
- 附屬公司之法定盈餘儲備(相當於按中國法律及規例所規定之除稅後溢利撥款之10%及風險資產賬面值之1%)。此儲備用於沖銷累計虧損或增加資本。

41 RESERVES

41.1 Group

(i) Share premium

The application of the share premium account is governed by Section 48B of the Hong Kong Companies Ordinance.

(ii) Bank premises reserves

The property revaluation reserves have been set up and are dealt with in accordance with the accounting policies adopted for land and buildings in note 2.16.

(iii) Investment revaluation reserve

The investment revaluation reserve comprises the cumulative net change in the fairvalue of available-for-sale financial assets until the financial assets are derecognised and is dealt with in accordance with the accounting policies in note 2.7(d).

(iv) Cash flow hedge reserve

The cash flow hedge reserve comprises the effective portion of the cumulative net change in the fair value of hedging instruments used in cash flow hedges pending subsequent recognition of the hedged cash flow in accordance with the accounting policy adopted for cash flow hedges in note 2.10 (b).

(v) Exchange reserve

The exchange reserve comprises all foreign exchange differences arising from the translation of the financial statements of foreign operations. The reserve is dealt with in accordance with the accounting policies set out in note 2.15(c).

(vi) General reserve

The general reserve of the Group is comprised of:

- the transfer of retained earnings which is distributable to the shareholders of the Group; and
- a statutory surplus reserve of a subsidiary represents 10% of the profit after tax appropriation and 1% of the book value of risk assets as required by law and regulation in PRC. This reserve is used to offset accumulated losses or increase in capital.

財務報表附註

Notes to the Financial Statements

41 儲備(續)

(vi) 一般儲備(續)

於二零一三年十二月三十一日，本集團從保留溢利撥出3,594,385,000港元(二零一二年：3,076,184,000港元)作「法定儲備」。法定儲備是為應付香港銀行業條例中訂明之審慎監察目的而設。該儲備之變動在向香港金融管理局作出徵詢後，直接透過保留溢利作出。

本集團股東應佔之綜合溢利中包括已於本銀行賬目處理之溢利4,192,670,000港元(二零一二年：3,026,999,000港元)。

41.2 本銀行

41 RESERVES (continued)

(vi) General reserve (continued)

As at 31 December 2013, the Group has earmarked a “Regulatory Reserve” of HK\$3,594,385,000 (2012: HK\$3,076,184,000) from the retained earnings. The regulatory reserve is maintained to satisfy the provisions of the Hong Kong Banking Ordinance for prudential supervision purpose. Movements in the reserve are made directly through retained earnings and in consultation with the Hong Kong Monetary Authority.

The consolidated profit attributable to equity holders of the Group includes a profit of HK\$4,192,670,000 (2012: HK\$3,026,999,000) which has been dealt with in the accounts of the Bank.

41.2 Bank

		普通股溢價	銀行物業 重估儲備	投資重估 儲備	現金流 對沖儲備	匯兌儲備	一般儲備	保留溢利	總計
		Ordinary share premium	Bank premiaes revaluation reserve	Investment revaluation reserve	Cash flow hedge reserve				
		千港元 HK\$'000	千港元 HK\$'000	千港元 HK\$'000	千港元 HK\$'000	千港元 HK\$'000	千港元 HK\$'000	千港元 HK\$'000	千港元 HK\$'000
於二零一三年一月一日	At 1 January 2013	19,462,335	349,459	819,465	349,348	-	219,200	11,559,043	32,758,850
發行股份(附註40)	Issue of shares (Note 40)	-	-	-	-	-	-	-	-
備供銷售金融投資之公平價值變動	Change in fair value of available-for-sale financial investments	-	-	(383,329)	-	-	-	-	(383,329)
出售備供銷售金融投資之已變現儲備	Reserve realized on disposal of available-for-sale financial investments	-	-	(206,774)	-	-	-	-	(206,774)
現金流對沖之公平價值變動	Change in fair value cash flow hedge	-	-	-	(304,618)	-	-	-	(304,618)
銀行物業重估盈餘	Revaluation surplus on bank premises	-	24,847	-	-	-	-	-	24,847
年內溢利	Profit for the year	-	-	-	-	-	-	4,192,670	4,192,670
遞延稅項變動(附註37)	Change in deferred tax (Note 37)	-	(4,099)	97,366	50,262	-	-	-	143,529
於二零一三年十二月三十一日	At 31 December 2013	19,462,335	370,207	326,728	94,992	-	219,200	15,751,713	36,225,175

財務報表附註

Notes to the Financial Statements

41 儲備(續)

41.2 本銀行(續)

		普通溢價	銀行物業 重估儲備	投資重估 儲備	現金流 對沖儲備	匯兌儲備	一般儲備	保留溢利	總計
		Ordinary share premium	Bank premise revaluation	Investment revaluation reserve	Cash flow hedge reserve	Exchange reserve	General reserve	Retained earnings	Total
		千港元	千港元	千港元	千港元	千港元	千港元	千港元	千港元
		HK\$'000	HK\$'000	HK\$'000	HK\$'000	HK\$'000	HK\$'000	HK\$'000	HK\$'000
於二零一二年一月一日	At 1 January 2012	14,529,002	223,349	(257,845)	219,928	-	219,200	8,526,078	23,459,712
發行股份(附註40)	Issue of shares (Note 40)	4,933,333	-	-	-	-	-	-	4,933,333
備供銷售金融投資之公平價值變動	Change in fair value of available-for-sale financial investments	-	-	1,190,763	-	-	-	-	1,190,763
出售備供銷售金融投資之已變現儲備	Reserve realised on disposal of available-for-sale financial investments	-	-	99,429	-	-	-	-	99,429
對計入綜合收益表之溢利作出重新 分類調整	Reclassification adjustments for gains included in the consolidated income statement	-	-	-	(77,016)	-	-	-	(77,016)
現金流對沖之公平價值變動	Changes in fair value of cash flow hedge	-	-	-	232,010	-	-	-	232,010
出售銀行物業	Disposal of bank premises	-	(5,966)	-	-	-	-	5,966	-
銀行物業重估盈餘	Revaluation surplus on bank premises	-	155,147	-	-	-	-	-	155,147
年內溢利	Profit for the year	-	-	-	-	-	-	3,026,999	3,026,999
遞延稅項變動(附註37)	Change in deferred tax (Note 37)	-	(23,071)	(212,882)	(25,574)	-	-	-	(261,527)
二零一二年十二月三十一日	At 31 December 2012	19,462,335	349,459	819,465	349,348	-	219,200	11,559,043	32,758,850

41 RESERVES (continued)

41.2 Bank (continued)

42 關連交易

以下為於一般業務過程中與最終控股公司以及同系附屬公司和聯營公司訂立之結餘及交易概要，包括接納銀行同業之存款、相關之銀行交易及資產負債表外交易。該等活動乃於交易時間按有關市場利率定價。

42.1 最終控股公司

		2013 千港元 HK\$'000	2012 千港元 HK\$'000
利息收入	Interest income	1,129,053	1,523,475
利息支出	Interest expense	952,102	949,563
其他營業收入 ^{1,2}	Other operating income ^{1,2}	44,428	192,195
其他營業支出 ^{3,4}	Other operating expenses ^{3,4}	105,126	16,701
應收金額	Amounts due from	59,330,460	50,853,639
應付金額	Amounts due to	93,110,489	79,378,804

- 根據二零零一年七月三日訂立之合作協議以及二零零五年二月四日和二零零八年二月十三日訂立之補充合作協議，本銀行就提供會計與預算、內部稽核、市場推廣及後台清算及結算等服務而向中國工商銀行香港分行(「分行」)收取管理費收入。根據二零一二年十二月二十一日訂立之合作協議，本銀行就提供管理、行政及信用卡業務服務市場推廣而向最終控股公司收取管理費收入。

42 RELATED-PARTY TRANSACTIONS

Listed out below is a summary of the balances and transactions entered into during the ordinary course of business with the ultimate holding company and fellow subsidiaries and associate, including the acceptance of placement of interbank deposits, corresponding banking transactions and off-balance sheet transactions. The activities were priced at the relevant market rates at the time of transactions.

42.1 Ultimate holding company

- In accordance with the collaboration agreement dated 3 July 2001 and the supplemental collaboration agreements dated 4 February 2005 and 13 February 2008, management fee income was received from the Hong Kong Branch of ICBC (the "Branch") for the provision of services such as accounting and budgeting, internal audit, marketing and back office settlement and clearing. In accordance with the collaboration agreement dated 21 December 2012, management fee income was received from the ultimate holding company for the provision of management, administrative and marketing services of its credit card business.

財務報表附註

Notes to the Financial Statements

42 關連交易(續)

42.1 最終控股公司(續)

- 根據二零零七年九月四日訂立之託管代理協議及二零零八年五月十六日和二零零九年十二月三十一日訂立之補充託管代理協議，本銀行為最終控股公司之客戶就有關中國合資格境內機構投資者計劃於中國境外投資之若干投資產品提供託管、結算及交收服務而向最終控股公司收取服務費。
- 根據二零零二年二月二十一日(經補充協議所修訂及補充)訂立之服務協議及二零零八年三月十九日與本銀行附屬公司訂立之服務協議，向本銀行及本銀行附屬公司就最終控股公司所提供之數據處理服務而需支付服務費。
- 根據日期為二零一二年五月二十三日之租賃協議，已就租賃位於香港之物業向最終控股公司支付租金支出。

與最終控股公司之交易包括發行浮息存款證及後償浮息票據，兩者均由最終控股公司及其分行全數認購。於二零一三年十二月三十一日，本銀行已發行800,000,000美元之定息存款證及人民幣500,000,000元之浮息存款證予最終控股公司的分行(二零一二年：1,700,000,000美元之定息存款證及300,000,000美元之浮息存款證)。

於二零一三年十二月三十一日，本銀行已承諾向最終控股公司授出融資為數人民幣700,000,000元(二零一二年：人民幣700,000,000元)。本銀行亦收到最終控股公司就貸款作出之合計擔保為數27,394,679,000港元(二零一二年：21,077,704,000港元)。

其他重要交易

(i) 最終控股公司作出之承諾

為表示對本銀行之支持，最終控股公司於二零零一年七月三日簽署安慰函，據此，最終控股公司將向本銀行提供所需資金，以確保本銀行維持充足資本及流動資金水平。

於二零零一年七月三日，最終控股公司及本銀行訂立一份擔保協議，據此，最終控股公司同意就因根據業務轉讓協議轉讓予本銀行之若干「大額風險」客戶的付款責任作出高達9,000,000,000港元之擔保，及就該等的任何責任未能依法執行而產生之損失對本銀行作出賠償保證。於二零一三年十二月三十一日，並無本銀行就該項擔保大額風險所保障之資產負債表項目(二零一二年：無)。

42 RELATED-PARTY TRANSACTIONS (continued)

42.1 Ultimate holding company (continued)

- In accordance with the custodian and trustee services agreement dated 4 September 2007 and the supplemental custodian and trustee services agreements dated 16 May 2008 and 31 December 2009, services fees were paid by the ultimate holding company to the Bank for providing custodian, settlement and clearing services in relation to the investments outside the PRC in certain investment products by the customers of the ultimate holding company in connection with the Qualified Domestic Institutional Investor Scheme of the PRC.
- In accordance with the service level agreements with the Bank dated 21 February 2002 (as amended and supplemented by supplemental agreements), and the service levels agreement with a subsidiary of the Bank dated 19 March 2008, service fee expense was paid to the ultimate holding company for the provision of data processing services to the Bank and its subsidiary.
- In accordance with the tenancy agreement dated 23 May 2012, rental expense was paid to the ultimate holding company for the leasing of property located in Hong Kong.

Transactions with ultimate holding company included the issuance of floating rate certificates of deposit and subordinated floating rate notes, which were both fully subscribed by the ultimate holding company and its branches. As at 31 December 2013, the Bank has issued US\$800,000,000 fixed rate and RMB500,000,000 floating rate certificates of deposit to the branch of ultimate holding company (2012: US\$1,700,000,000 fixed rate and US\$300,000,000 floating rate certificates of deposit).

As at 31 Dec 2013, the Bank has committed facilities to the ultimate holding company in the amount of RMB700,000,000 (2012: RMB700,000,000). The Bank also received conglomerate guarantee on loan from the ultimate holding company in the amount of HK\$27,394,679,000 (2012: HK\$21,077,704,000).

Other material transactions

(i) Undertaking from the ultimate holding company

To demonstrate its support to the Bank, a letter of comfort dated 3 July 2001 was executed by the ultimate holding company, pursuant to which it will provide the Bank with such funding as may be required by the Bank to ensure that it will maintain sufficient capital and liquidity levels.

Simultaneously on 3 July 2001, the ultimate holding company and the Bank entered into a guarantee agreement whereby the ultimate holding company agreed to guarantee to the extent of HK\$9,000,000,000 the payment obligations of certain customers whose "large exposures" were transferred to the Bank pursuant to a business transfer agreement and to indemnify the Bank in respect of any losses incurred if any obligation of such customers becomes unenforceable. There was no such on-balance sheet large exposures of the Bank covered by this guarantee as at 31 December 2013 (2012: Nil).

財務報表附註

Notes to the Financial Statements

42 關連交易(續)

42.1 最終控股公司(續)

其他重要交易(續)

(ii) 從屬參與貸款

本銀行與分行訂立各類資本市場交易，其中包括安排參與／從屬參與貸款、買賣銀團或個別貸款、認購及／或發行債券及節稅型融資。該等交易包括最終控股公司及／或分行從屬參與本銀行之貸款共計56,771,569,000港元(二零一二年：64,611,564,000港元)。於二零一三年，本銀行並無從屬參與分行的貸款(二零一二年：無)。於二零一三年，本銀行就上述交易向分行支付費用共約94,613,000港元(二零一二年：96,365,000港元)。該等交易乃按相關貸款協議之條款(如適用)或按可比較之相等現行市場價格，或以不遜於給予其他獨立銀團貸款成員之條款定價。

42.2 同系附屬公司

		2013 千港元 HK\$' 000	2012 千港元 HK\$' 000
利息收入	Interest income	5,974	8,726
利息支出	Interest expense	13,213	16,846
其他營業收入	Other operating income	7,890	5,750
應收金額	Amounts due from	3,091,732	248,902
應付金額	Amounts due to	3,478,443	6,275,034

42.3 聯營公司

		2013 千港元 HK\$' 000	2012 千港元 HK\$' 000
利息收入	Interest income	3,418	3,822
利息支出	Interest expense	333	237
應收金額	Amounts due from	124,975	138,088
應付金額	Amounts due to	53,408	23,094

42 RELATED-PARTY TRANSACTIONS (continued)

42.1 Ultimate holding company (continued)

Other material transactions (continued)

(ii) Sub-participation of loans

The Bank entered into various capital markets transactions with the Branch, which include arranging participation/sub-participation in loans, acquiring and disposing of interests in syndicated or individual loans, subscribing to and/or issuing of debt securities and tax efficient financing. These transactions included sub-participation in loans of the Bank by the ultimate holding company and/or the Branch for a total of HK\$56,771,569,000 (2012: HK\$64,611,564,000). There was no sub-participation in loans of the Branch by the Bank in 2013 (2012: Nil). The total fee attributable to the above transactions of approximately HK\$94,613,000 was paid by the Bank to the Branch in 2013 (2012: HK\$96,365,000). These transactions were priced based either on the terms of the underlying loan agreement, if applicable, or prevailing market rates if such comparable rates were available, or on terms that were no less favorable than those available to other independent loan members.

42.2 Fellow subsidiaries

42.3 Associate

財務報表附註

Notes to the Financial Statements

42 關連交易(續)

42.4 與其他國家控制實體及政府機關之交易

與以下國家控制實體及政府機關的交易被視為對本集團來說屬個別地重要的交易或共同地重要的交易：

- 中國財政部
- 中央滙金投資有限責任公司(「滙金」)
- 滙金擁有股本權益之受中國政府指示之若干其他銀行及金融機構

		2013 千港元 HK\$' 000	2012 千港元 HK\$' 000
利息收入	Interest income	357,462	204,472
利息支出	Interest expense	118,003	15,597
應收金額	Amounts due from	35,262,793	21,519,668
應付金額	Amounts due to	9,907	1,854,911

此外，本集團亦可能與其他國家控制實體及政府機關進行交易，包括但不限於存貸和提供金融產品或服務。管理層認為，與此等國家控制實體及政府機關進行的交易是於日常業務範圍內根據正常條款及條件以及按市場費率進行。因此，概無有關交易被視為屬個別地重要的交易。

42.5 主要行政人員酬金

主要行政人員酬金，包括本銀行董事酬金，如下：

		2013 千港元 HK\$' 000	2012 千港元 HK\$' 000
僱員福利	Employee benefits	32,924	24,207

42 RELATED-PARTY TRANSACTIONS (continued)

42.4 Transactions with other state controlled entities and government authority

Transactions with the following state-controlled entities and government authority are considered as individually significant or collectively significant to the Group:

- The Ministry of Finance of the PRC
- Central Huijin Investment Limited (“Huijin”)
- Other banks and financial institutions under the direction of the PRC government in which Huijin has equity interests

In addition, the Group may also enter into transactions with other state-controlled entities and government authority, including but not limited to lending, deposit taking and the provision of financial products or services. In the opinion of management, transactions with these state-controlled entities and government authority were conducted in the ordinary course of business under normal terms and conditions and at market rates. As a result, none of these transactions are considered individually significant.

42.5 Key management personnel remuneration

Remuneration for key management personnel, including the Bank's directors emoluments, is as follows:

財務報表附註

Notes to the Financial Statements

42 關連交易(續)

42.6 與主要行政人員之重大交易

年內，本集團與關連人士在正常商業活動下進行之銀行交易，包括貸款、存款及其他金融相關交易。關連人士包括本銀行之主要行政人員、其家庭成員及受其控制或重大影響之公司。

42 RELATED-PARTY TRANSACTIONS (continued)

42.6 Material transactions with key management personnel

During the year, the Group entered into certain banking transactions consisting of loans and advances, deposits and other financial related transactions with related parties in the normal course of business. The related parties include key management personnel of the Bank, their close family members and companies controlled or significantly influenced by them.

		2013 千港元 HK\$'000	2012 千港元 HK\$'000
利息收入	Interest income	-	3
利息支出	Interest expense	470	292
貸款	Loans and advances	-	-
存款	Deposits	51,767	36,900

42.7 給予行政人員之貸款

根據香港公司條例第161B(4B)條之規定，行政人員獲授之貸款披露如下：

42.7 Loans to officers

Particulars of loans made to officers and disclosed pursuant to Section 161B(4B) of the Hong Kong Companies Ordinance are as follows:

		於十二月三十一日 之未償還餘額 Balance outstanding at 31 December		年內最高結餘 Maximum balance during the year	
		2013 千港元 HK\$'000	2012 千港元 HK\$'000	2013 千港元 HK\$'000	2012 千港元 HK\$'000
未償還本金及利息 總額	Aggregate amount outstanding in respect of principal and interest	485	-	485	276

財務報表附註

Notes to the Financial Statements

43 金融資產的轉讓

在日常業務中，本集團進行的某些交易會將已確認的金融資產轉讓給第三方。在某些情況，這些轉讓可能令到終止確認全部或部分相關金融資產。當本集團保留了已轉讓資產的絕大部分風險與回報時，相關金融資產轉讓不符合終止確認的條件，本集團繼續確認上述轉讓資產。

回購交易及借出證券交易

不符合終止確認準則的已轉讓金融資產主要為回購交易中作為擔保物交付給對手方的證券以及根據借出證券協議借予對手方的債券，此種交易下對手方在本集團無任何違約的情況下，可以將上述證券出售或再次用於擔保，但同時需承擔在協議規定的到期日將上述證券歸還於本集團的義務。在某些情況下，若相關證券價值上升或下降，本集團可以要求對手方支付額外的現金作為抵押或需要向對手方歸還部分現金抵押物。對於上述交易，本集團認為本集團保留了相關證券的大部分風險和報酬，故未對相關證券進行終止確認。同時，本集團將收到的現金抵押品確認為一項金融負債。

下表為已轉讓給第三方而不符合終止確認條件的金融資產及相關金融負債的賬面值分析：

		二零一三年十二月三十一日 31 December 2013	
		轉讓資產的 賬面值 Carrying amount of transferred assets	相關負債的 賬面值 Carrying amount of associated liabilities
回購協議	Repurchase agreements	-	-
借出證券協議	Securities lending agreements	-	-
		二零一二年十二月三十一日 31 December 2012	
		轉讓資產的 賬面值 Carrying amount of transferred assets	相關負債的 賬面值 Carrying amount of associated liabilities
回購協議	Repurchase agreements	246,542	246,655
借出證券協議	Securities lending agreements	984,536	966,887

貼現票據交易

在日常業務中，本集團進行的貼現票據交易會將附有追溯權條款的貼現票據轉讓給位於中國的第三方，令本集團繼續參與已轉讓的金融資產。於二零一三年十二月三十一日，本集團並無保留這些已轉讓但未到期的中國貼現票據的責任(二零一二年：345,000,000港元)。

43 TRANSFERRED FINANCIAL ASSETS

The Group enters into transactions in the normal course of business by which it transfers recognised financial assets to third parties. In some cases these transfers may give rise to full or partial derecognition of the financial assets concerned. In other cases where the transferred assets do not qualify for derecognition as the Group has retained substantially all the risks and rewards of these assets, the Group continued to recognise the transferred assets.

Repurchase transactions and securities lending transactions

Transferred financial assets that do not qualify for derecognition mainly include debt securities held by counterparties as collateral under repurchase agreements and debt securities lent to counterparties under securities lending agreements. The counterparties are allowed to sell or repledge those securities sold under agreements to repurchase in the absence of default by the Group, but has an obligation to return the securities at the maturity of the contract. If the securities increase or decrease in value, the Group may in certain circumstances require or be required to pay additional cash collateral. The Group has determined that it retains substantially all the risks and rewards of these securities and therefore has not derecognised them. In addition, it recognises a financial liability for cash received as collateral.

The following table analyses the carrying amount of the abovementioned financial assets transferred to third parties that did not qualify for derecognition and their associated financial liabilities:

		二零一三年十二月三十一日 31 December 2013	
		轉讓資產的 賬面值 Carrying amount of transferred assets	相關負債的 賬面值 Carrying amount of associated liabilities
回購協議	Repurchase agreements	-	-
借出證券協議	Securities lending agreements	-	-
		二零一二年十二月三十一日 31 December 2012	
		轉讓資產的 賬面值 Carrying amount of transferred assets	相關負債的 賬面值 Carrying amount of associated liabilities
回購協議	Repurchase agreements	246,542	246,655
借出證券協議	Securities lending agreements	984,536	966,887

Discounted bills transactions

The Group enters into discounted bills transactions in the normal course of business by which it transfers discounted bills to third parties in the PRC with recourse term which would give rise to the Group's continuing involvement in the transferred assets. As at 31 December 2013, the Group did not retain obligation on those PRC discounted bills transferred but not matured (2012: HK\$345 million).

財務報表附註

Notes to the Financial Statements

44 資產負債表外風險

44.1 或然負債及承擔

以下為每個主要類別的或然負債及承擔的合約金額概要：

本集團	Group	2013	2013	2012	2012
		合約金額	信用風險加權額	合約金額	信用風險加權額
		Contractual amount	Credit risk weighted amount	Contractual amount	Credit risk weighted amount
		千港元	千港元	千港元	千港元
		HK\$'000	HK\$'000	HK\$'000	HK\$'000
直接信貸代替品	Direct credit substitutes	10,725,859	6,227,129	5,623,882	2,437,155
與交易有關之或然負債	Transaction-related contingencies	52,414	11,527	73,495	12,203
與貿易有關之或然負債	Trade-related contingencies	15,803,432	2,494,627	10,814,130	1,914,141
遠期有期存款	Forward deposits placed	3,506,917	701,383	14,464,223	2,892,845
到期日如下之其他承擔：	Other commitments with an original maturity of:				
可無條件撤銷	Unconditionally cancellable	167,177,213	-	137,169,563	-
原到期日少於一年	With original maturity of less than one year	998,699	194,740	1,588,111	310,411
原到期日在一年及以上	With original maturity of over one year	15,368,055	7,300,034	27,862,347	12,538,048
		213,632,589	16,929,440	197,595,751	20,104,803

本銀行	Bank	2013	2013	2012	2012
		合約金額	信用風險加權額	合約金額	信用風險加權額
		Contractual amount	Credit risk weighted amount	Contractual amount	Credit risk weighted amount
		千港元	千港元	千港元	千港元
		HK\$'000	HK\$'000	HK\$'000	HK\$'000
直接信貸代替品	Direct credit substitutes	7,099,081	6,061,962	1,827,803	1,232,746
與交易有關之或然負債	Transaction-related contingencies	52,414	11,527	73,495	12,203
與貿易有關之或然負債	Trade-related contingencies	11,751,594	2,236,667	10,814,130	1,914,141
遠期有期存款	Forward deposits placed	3,506,917	701,383	14,464,223	2,892,845
到期日如下之其他承擔：	Other commitments with an original maturity of:				
可無條件撤銷	Unconditionally cancellable	157,887,579	-	137,169,563	-
原到期日少於一年	With original maturity of less than one year	998,699	194,740	981,457	189,080
原到期日在一年及以上	With original maturity of over one year	15,368,055	7,300,034	20,680,635	8,947,192
		196,664,339	16,506,313	186,011,306	15,188,207

或然負債及承擔來自遠期資產購置、只繳付部分股款之股份及證券欠付之金額、遠期存款、附追溯權之資產銷售或其他交易，以及信貸相關工具，包括信用證、擔保和批授信貸之承擔。此等信貸相關工具所涉及之風險大致上與向客戶授出貸款融資所涉及之風險相同。合約金額為倘合約金額被全數提取及客戶拖欠還款而承擔風險之額。由於融資有可能在未經提取下屆滿，合約金額不等於預期未來現金流。

計算信貸風險加權金額所用之風險比重介乎0%至100%。

44 OFF-BALANCE SHEET EXPOSURES

44.1 Contingent liabilities and commitments

The following are summaries of the contractual amounts of each significant class of contingent liabilities and commitments:

		2013	2013	2012	2012
		合約金額	信用風險加權額	合約金額	信用風險加權額
		Contractual amount	Credit risk weighted amount	Contractual amount	Credit risk weighted amount
		千港元	千港元	千港元	千港元
		HK\$'000	HK\$'000	HK\$'000	HK\$'000
Direct credit substitutes		10,725,859	6,227,129	5,623,882	2,437,155
Transaction-related contingencies		52,414	11,527	73,495	12,203
Trade-related contingencies		15,803,432	2,494,627	10,814,130	1,914,141
Forward deposits placed		3,506,917	701,383	14,464,223	2,892,845
Other commitments with an original maturity of:					
Unconditionally cancellable		167,177,213	-	137,169,563	-
With original maturity of less than one year		998,699	194,740	1,588,111	310,411
With original maturity of over one year		15,368,055	7,300,034	27,862,347	12,538,048
		213,632,589	16,929,440	197,595,751	20,104,803

		2013	2013	2012	2012
		合約金額	信用風險加權額	合約金額	信用風險加權額
		Contractual amount	Credit risk weighted amount	Contractual amount	Credit risk weighted amount
		千港元	千港元	千港元	千港元
		HK\$'000	HK\$'000	HK\$'000	HK\$'000
Direct credit substitutes		7,099,081	6,061,962	1,827,803	1,232,746
Transaction-related contingencies		52,414	11,527	73,495	12,203
Trade-related contingencies		11,751,594	2,236,667	10,814,130	1,914,141
Forward deposits placed		3,506,917	701,383	14,464,223	2,892,845
Other commitments with an original maturity of:					
Unconditionally cancellable		157,887,579	-	137,169,563	-
With original maturity of less than one year		998,699	194,740	981,457	189,080
With original maturity of over one year		15,368,055	7,300,034	20,680,635	8,947,192
		196,664,339	16,506,313	186,011,306	15,188,207

Contingent liabilities and commitments arise from forward asset purchases, amounts owing on partly paid-up shares and securities, forward deposits placed, asset sales or other transactions with recourse, as well as credit-related instruments which include letters of credit, guarantees and commitments to extend credit. The risk involved in these credit-related instruments is essentially the same as the credit risk involved in extending loan facilities to customers. The contractual amounts represent the amounts at risk should the contract be fully drawn upon and the client default. As the facilities may expire without being drawn upon, the contract amounts do not represent expected future cash flows.

The risk weights used in the computation of credit risk weighted amounts range from 0% to 100%.

財務報表附註

Notes to the Financial Statements

44 資產負債表外風險(續)

44.2 資本承擔

於二零一三年十二月三十一日之未於財務報表內撥備的物業及設備資本承擔餘額如下：

		本集團 Group		本銀行 Bank	
		2013 千港元 HK\$'000	2012 千港元 HK\$'000	2013 千港元 HK\$'000	2012 千港元 HK\$'000
已訂約惟未撥備之支出	Expenditure contracted but not provided for	38,293	46,090	35,188	41,638
已授權惟未訂約之支出	Expenditure authorised but not contracted for	1,370	-	1,370	-
		39,663	46,090	36,558	41,638

44.3 經營租約承擔

於二零一三年十二月三十一日本集團及本銀行根據不可撤銷的經營租約於未來應付的最低租金總額如下：

		本集團 Group		本銀行 Bank	
		2013 千港元 HK\$'000	2012 千港元 HK\$'000	2013 千港元 HK\$'000	2012 千港元 HK\$'000
土地及樓宇	Land and buildings				
一年以內	Not later than one year	276,933	333,078	238,286	301,520
一年以上及五年以內	Later than one year and not later than five years	344,285	360,229	172,042	278,227
五年後	More than five years	-	2,702	-	2,702
		621,218	696,009	410,328	582,449

44 OFF-BALANCE SHEET EXPOSURES (continued)

44.2 Capital commitments

Capital commitments for property, plant and equipment outstanding as at 31 December 2013 not provided for in the financial statements were as follows:

44.3 Operating lease commitments

At 31 December 2013, the Group and the Bank had future aggregate minimum lease payments under non-cancellable operating leases as follows:

財務報表附註

Notes to the Financial Statements

44 資產負債表外風險(續)

44.4 經營租約安排

本集團根據經營租約安排按商定年期為兩至八年之租約出租其投資物業(見財務報表附註31)。租約條款一般規定承租人須支付抵押按金，並訂明定期根據當時市況對租金作出調整。

於二零一三年十二月三十一日，本集團按以下到期期限根據不可撤銷的經營租約於未來應收其承租人的最低租金總額如下：

		本集團		本銀行	
		2013	2012	2013	2012
		千港元	千港元	千港元	千港元
		HK\$'000	HK\$'000	HK\$'000	HK\$'000
一年內	Within one year	3,065	1,697	960	480
二至五年(包括首尾兩年)	In the second to fifth years, inclusive	9,062	-	640	-
五年後	After five years	1,755	-	-	-
		13,882	1,697	1,600	480

年內，本集團概無任何未確認應收或然租金(二零一二年：無)。

During the year, the Group had no unrecognised contingent rentals receivable (2012: Nil).

45 金融資產及金融負債之抵銷

金融資產受限於抵銷、可執行的總淨額結算安排或類似協議

45 OFFSETTING OF FINANCIAL ASSETS AND FINANCIAL LIABILITIES

Financial assets subject to offsetting, enforceable master netting arrangements and similar agreements

		並無於資產負債表內抵銷之金額					
		已確認金融資產之總額	於資產負債表內抵銷之總額	於資產負債表呈列之淨額	金融工具	已收現金抵押品	淨額
		Gross amounts of recognised financial assets	Gross amounts offset in the balance sheet	Net amounts presented in the balance sheet	Financial instruments	Cash collateral received	Net amount
		千港元	千港元	千港元	千港元	千港元	千港元
		HK\$'000	HK\$'000	HK\$'000	HK\$'000	HK\$'000	HK\$'000
於二零一三年十二月三十一日	At 31 December 2013						
衍生金融資產	Derivatives financial assets	4,552,596	-	4,552,596	(2,244,654)	-	2,307,942
其他資產	Other assets	247,851	-	247,851	(129,248)	-	118,603
		4,800,447	-	4,800,447	(2,373,902)	-	2,426,545

財務報表附註

Notes to the Financial Statements

45 金融資產及金融負債之抵銷(續)

45 OFFSETTING OF FINANCIAL ASSETS AND FINANCIAL LIABILITIES (continued)

		並無於資產負債表內抵銷之金額 Amounts not set off in the balance sheet					
		已確認金融 負債之總額 Gross amounts of recognised financial liabilities 千港元 HK\$' 000	於資產 負債表內 抵銷之總額 Gross amounts offset in the balance sheet 千港元 HK\$' 000	於資產 負債表 呈列之淨額 Net amounts presented in the balance sheet 千港元 HK\$' 000	金融工具 Financial instruments 千港元 HK\$' 000	已收現金 抵押品 Cash collateral received 千港元 HK\$' 000	淨額 Net amount 千港元 HK\$' 000
於二零一三年十二月三十一日	At 31 December 2013						
衍生金融負債	Derivatives financial liabilities	4,447,922	-	4,447,922	(2,244,654)	(444)	2,202,824
其他負債	Other liabilities	301,737	-	301,737	(129,248)	-	172,489
		4,749,659	-	4,749,659	(2,373,902)	(444)	2,375,313

		並無於資產負債表內抵銷之金額 Amounts not set off in the balance sheet					
		已確認金融 資產之總額 Gross amounts of recognised financial assets 千港元 HK\$' 000	於資產 負債表內 抵銷之總額 Gross amounts offset in the balance sheet 千港元 HK\$' 000	於資產 負債表 呈列之淨額 Net amounts presented in the balance sheet 千港元 HK\$' 000	金融工具 Financial instruments 千港元 HK\$' 000	已收現金 抵押品 Cash collateral received 千港元 HK\$' 000	淨額 Net amount 千港元 HK\$' 000
於二零一二年十二月三十一日	At 31 December 2012						
衍生金融資產	Derivatives financial assets	2,476,241	-	2,476,241	(1,131,022)	-	1,345,219
其他資產	Other assets	138,788	-	138,788	(100,954)	-	37,834
		2,615,029	-	2,615,029	(1,231,976)	-	1,383,053

		並無於資產負債表內抵銷之金額 Amounts not set off in the balance sheet					
		已確認金融 負債之總額 Gross amounts of recognised financial liabilities 千港元 HK\$' 000	於資產 負債表內 抵銷之總額 Gross amounts offset in the balance sheet 千港元 HK\$' 000	於資產 負債表 呈列之淨額 Net amounts presented in the balance sheet 千港元 HK\$' 000	金融工具 Financial instruments 千港元 HK\$' 000	已收現金 抵押品 Cash collateral received 千港元 HK\$' 000	淨額 Net amount 千港元 HK\$' 000
於二零一二年十二月三十一日	At 31 December 2012						
衍生金融負債	Derivatives financial liabilities	2,095,223	-	2,095,223	(1,131,022)	(363)	963,838
其他負債	Other liabilities	166,160	-	166,160	(100,954)	-	65,206
		2,261,383	-	2,261,383	(1,231,976)	(363)	1,029,044

財務報表附註

Notes to the Financial Statements

45 金融資產及金融負債之抵銷(續)

如有合法可執行權利抵銷已確認金額，並有意按淨額基準進行結算或同時變現資產及償還負債，金融資產及金融負債將進行抵銷並按淨額呈列。

列入並無於資產負債表進行抵銷之金額內之衍生工具和轉售/回購協議與以下交易有關：

- 對手方與本集團之間有可抵銷持倉並且已制定總淨額結算或類似安排，但附帶只在發生違約事件、資不抵債或破產情況下方可進行抵銷之權利，否則抵銷條件未能達成；及
- 就上述交易已收/已抵押之現金抵押品。

46 最終控股公司

董事認為，於中國註冊成立之中國工商銀行股份有限公司乃本銀行之最終控股公司。

47 比較金額

- (a) 年內，管理層亦檢討了「由交易類利率掉期產生的利息收入/支出」在收益表中的呈列，並認為將該項目列作「淨交易收入」，是較以往披露作「淨利息收入」更加合適。有關款項已於本期重列為「淨交易收入」，而134,907,000港元之比較數字亦因此由「淨利息收入」重列為「淨交易收入」，以符合本年之呈列。
- (b) 年內，管理層亦檢討了財務報表附註26之呈列。為與本銀行之銀行同業呈列方式配合一致，管理層釐定將「貸予銀行同業及其他金融機構的款項」之呈列改為「貸款予銀行同業」更為適當。於本年度，「貸款予其他金融機構」之結存已重新分類為「貸款予客戶」，因此為數8,370,584,000港元之比較數字已予重列，以與本年度之呈列一致。
- (c) 除上述項目外，若干比較金額已予修改，以配合本年度的呈報方式。

45 OFFSETTING OF FINANCIAL ASSETS AND FINANCIAL LIABILITIES (continued)

Financial assets and financial liabilities are offset and the net amount is reported in the balance sheet when there is a legally enforceable right to offset the recognised amounts and there is an intention to settle on a net basis, or realise the asset and settle the liability simultaneously.

Derivatives and reverse repurchase/repurchase agreements included in amounts not set off in the balance sheet relate to transactions where:

- the counterparty has an offsetting exposure with the Group and a master netting or similar arrangement is in place with a right of set off only in the event of default, insolvency or bankruptcy, or the offset criteria are otherwise not satisfied; and
- cash collateral received/pledged in respect of the transactions described above.

46 THE ULTIMATE HOLDING COMPANY

In the opinion of the directors, the ultimate holding company of the Bank is Industrial and Commercial Bank of China Limited, which is established in the PRC.

47 COMPARATIVE AMOUNTS

- (a) During the year, management reviewed the presentation of “interest income/expense from trading interest rate swaps” in the income statement and determined that it is more appropriate to classify the item as Net Trading Income rather than Net Interest Income as previously disclosed. The amount was reclassified as Net Trading Income in the current period and accordingly the comparative figure amounted to HK\$134,907,000 was reclassified from Net Interest Income to Net Trading Income to conform with the current year’s presentation.
- (b) During the year, management also reviewed the presentation in Note 26 of the notes to financial statement. To align with peer Banks’ presentation, management determined that it is more appropriate to change to presentation from “advances to banks and other financial institutions” to “advances to banks”. The balance of “advances to other financial institutions” was reclassified as “advances to customers” in the current year and accordingly the comparative figure amounted to HK\$8,370,584,000 was restated to conform with the current year’s presentation.
- (c) In addition to the above items, certain comparative amounts have been amended to conform with current year’s presentation.

附加財務資料(未經審核) Supplementary Financial Information (unaudited)

下列資料僅為財務報表附加資料之部分，並不構成經審核財務報表任何部分。

The following information is disclosed as part of the accompanying information to the financial statements and does not form part of the audited financial statements.

1 資本充足比率及資本基礎

資本充足比率乃根據香港金融管理局所頒布的《銀行業(資本)規則》(「《資本規則》」)計算。於二零一三年十二月三十一日之資本充足比率乃根據因應實施新巴塞爾資本協定三而經修訂並於二零一三年一月一日生效的《資本規則》所編製，而於二零一三年十二月三十一日之資本充足比率乃根據於二零一三年一月一日前有效的《未修訂資本規則》所編製。本銀行因資本規則而選擇採納「標準(信用風險)計算法」計算信貸風險之風險加權資產、採納「基本指標計算法」計算業務運作風險及採納「標準(市場風險)計算法」計算市場風險。

正如財務報表附註2詳述，用於財務會計的綜合基礎乃按照香港財務報告準則而編制。根據資本規則第3C(1)條，就監管而言被綜合的附屬公司，均會列在由香港金融管理局發出的通知。

根據資本規則，計算資本比率之綜合基礎乃跟隨財務報告之綜合基礎，但撇除資本規則界定為「受規管金融實體」(即保險及證券公司)之附屬公司。因此，該等未綜合之附屬公司之投資成本會從資本基礎中扣除。該等未綜合附屬公司概無任何資金短缺。

1 CAPITAL ADEQUACY AND CAPITAL BASE

Capital adequacy ratios were compiled in accordance with the Banking (Capital) Rules (the “Capital Rules”) issued by the HKMA. The ratios as of 31st December, 2013 were compiled in accordance with the amended Capital Rules effective from 1st January, 2013 for the implementation of the “Basel III” capital accord, whereas the ratios as of 31st December, 2013 were compiled in accordance with the “pre-amended Capital Rules” as in force immediately before 1st January, 2013. In view of the Capital Rules, the Bank has adopted the “standardised (credit risk) approach” for the calculation of the risk-weighted assets for credit risk, “basic indicator approach” for the calculation of the operational risk and the “standardised (market risk) approach” for the calculation of market risk.

The basis of consolidation for financial accounting purposes is in accordance with Hong Kong Financial Reporting Standards (“HKFRS”), as described in Note 2 on the notes to the financial statements. Subsidiaries included in the consolidation for regulatory purposes are specified in a notice from the HKMA in accordance with section 3C(1) of the Capital Rules.

Under the Capital Rules, the basis of consolidation in calculating the capital ratios follows that of the financial reporting with the exclusion of subsidiaries which are “regulated financial entities” (e.g., insurance and securities companies) as defined by the Capital Rules. Accordingly, the investment costs of these unconsolidated subsidiaries are deducted from the capital base. There is no capital shortfall of these unconsolidated subsidiaries.

附加財務資料(未經審核)

Supplementary Financial Information (unaudited)

1 資本充足比率及資本基礎(續)

下表列出此等未綜合附屬公司：

1 CAPITAL ADEQUACY AND CAPITAL BASE (continued)

A list of these unconsolidated subsidiaries is shown below:

於二零一三年十二月三十一日

At 31 December 2013

總資產 總股權

Total assets Total equity

千港元 千港元

HK\$' 000 HK\$' 000

主要活動	Principal activities	Total assets 千港元 HK\$' 000	Total equity 千港元 HK\$' 000
工銀亞洲資產管理有限公司	提供資產管理服務		
ICBC (Asia) Asset Management Company Limited	Provision of asset management services	824	815
工銀亞洲金業有限公司	不活躍		
ICBC (Asia) Bullion Company Limited	Inactive	7,958	7,945
工銀亞洲期貨有限公司	提供期貨業務		
ICBC (Asia) Futures Company Limited	Provision of futures business	102,665	102,631
工銀亞洲投資管理有限公司	提供資產管理服務		
ICBC (Asia) Investment Management Company Limited	Provision of asset management services	23,362	16,159
工銀亞洲証券有限公司	提供證券經紀服務		
ICBC (Asia) Securities Limited	Provision of securities brokerage services	1,039,952	582,081
工銀亞洲信託有限公司	提供信託服務		
ICBC (Asia) Trustee Company Limited	Provision of trustee services	5,067	4,830
ICBC (Asia) Wa Pei Nominees Limited	不活躍		
ICBC (Asia) Wa Pei Nominees Limited	Inactive	-	-
友聯中國業務管理有限公司	不活躍		
UB China Business Management Co. Ltd.	Inactive	-	-
大中華基金	信託基金		
Greater China Fund	Trust fund	345,075	343,869

於二零一三年十二月三十一日，集團並沒有在會計及監管而言均被包含在綜合範圍內、但綜合方法有所差別之附屬公司。此外，集團亦沒有任何附屬公司只包含在就監管而言的綜合範圍內，而不包含在會計而言的綜合範圍內。

As at 31 December 2013, there are no subsidiaries which are included within both the accounting scope of consolidation and the regulatory scope of consolidation but the method of consolidation differs. There are also no subsidiaries which are included within the regulatory scope of consolidation but not included within the accounting scope of consolidation.

附加財務資料(未經審核)

Supplementary Financial Information (unaudited)

1 資本充足比率及資本基礎(續)

本集團於不同國家及地區營運之附屬公司，其資本受當地條例所規管而可能限制法定資本及資金在集團內調撥。

1 CAPITAL ADEQUACY AND CAPITAL BASE (continued)

The Group operates a subsidiary in other countries and territories where capital is governed by local rules and there may be restrictions on the transfer of regulatory capital and funds between members of the Group.

二零一三年
十二月三十一日
31 December 2013
千港元
HK\$'000

普通股權益一級資本	Common Equity Tier 1 ("CET1") Capital	
普通股權益一級資本工具	CET1 capital instruments	4,129,496
普通股權益一級資本產生的股份溢價	Share premium arising from CET1 capital instruments	19,462,335
保留溢利	Retained earnings	17,424,661
其中：本年度未經審計的損益與 待審計的上一年度損益	of which: unaudited profit or loss of the current financial year and profit or loss of the immediately preceding financial year pending audit completion	5,130,192
披露儲備	Disclosed reserves	2,648,961
其中：備供銷售金融投資儲備	of which: available-for-sale investment reserve	(119,576)
普通股權益一級資本扣減前資本	CET1 Capital before deductions	43,665,453
扣減：	Deduct:	
與金融工具對沖有關並且在資產負債表 中並非以公平價值入賬的累計 現金流量對沖儲備	Cumulative cash flow hedge reserves that relate to the hedging of financial instruments that are not fair valued on the balance sheet	(113,763)
以公平價值入賬及因本身之信貸 風險變動而產生之機構負債累計公平價值損益	Cumulative fair value gain or losses on liabilities of the institution that are fair-valued and result from changes in the own credit risk	(475)
包括土地及樓宇重估所產生的累計 公平價值收益	Cumulative fair value gains arising from the revaluation of land and buildings	(588,056)
一般銀行風險的監管儲備	Regulatory reserve for general banking risk	(3,594,385)
商譽(扣除相關遞延稅項負債)	Goodwill (net of related deferred tax liability)	(980,154)
其他無形資產(扣除相關遞延稅項負債)	Other intangible assets (net of related deferred tax liability)	(86,102)
超出遞延稅項負債的遞延稅項資產	Deferred tax assets in excess of deferred tax liabilities	(66,146)
有關衍生工具合約之負債估值調整	Debit valuation adjustments in respect of derivative contracts	(33,435)
普通股權益一級資本扣減後資本	CET1 Capital after deductions	38,202,937
普通股權益二級資本	Common Equity Tier 2 ("CET2") Capital	
二級資本工具的發行及股份溢價	Tier 2 capital instruments issued and share premium	9,240,187
其中：需除去金額	of which: amount that is subject to phase out	3,471,400
持有的土地及樓宇估值收益貢獻的儲備	Reserve attributable to fair value gains on revaluation of holdings of land and buildings	264,625
一般銀行風險之法定儲備及列入二級資本的 組合減值準備(限於1.25%的風險加權金額)	Regulatory reserve for general banking risks and collective provisions included in Tier 2 Capital (Limited to 1.25% of risk-weighted amount)	4,133,971
二級資本扣減前資本	TIER 2 Capital before deductions	13,638,783
扣減	Deductions	-
二級資本扣減後資本	TIER 2 Capital after deductions	13,638,783
扣減後資本基礎總額	Total capital base after deductions	51,841,720

附加財務資料(未經審核)

Supplementary Financial Information (unaudited)

1 資本充足比率及資本基礎(續)

1 CAPITAL ADEQUACY AND CAPITAL BASE (continued)

二零一三年
十二月三十一日
31 December 2013
千港元
HK\$'000

風險加權資產	Risk-weighted assets	
信貸風險	Credit risk	333,165,709
市場風險	Market risk	28,694,900
運作風險	Operational risk	14,174,163
扣除：一般銀行業風險之法定儲備 部分及並無包括在二級資本內 的組合減值準備	Deduct: Portion of regulatory reserve for general banking risks and collective provisions which is not included in Tier 2 capital	(883,086)
不包括在二級資本內的由 土地及房產重估所產生的累計 公允價值變動收益部分	Portion of cumulative fair value gains arising from the revaluation of land and buildings which is not included in Tier 2 capital	(323,431)
風險加權資產總值	Total risk-weighted assets	374,828,255
		二零一三年 十二月三十一日 31 December 2013 千港元 HK\$'000
普通股權一級資本比率	CET1 capital ratio	10.19%
一級資本比率	Tier 1 capital ratio	10.19%
總資本比率	Total capital ratio	13.83%

為符合銀行業(披露)規則，本集團將在本行網站內增設「監管資本披露」一節，披露一切關於監管資本票據，以及就本集團已公佈之年度財務報表而作出之全部對賬的資料。

本行將於本集團之網站(www.icbcasia.com)按銀行業(披露)規則公佈披露，有關披露將包括下列資料：

- 本集團之普通股權一級資本、額外一級資本、二級資本之主要特點及全部條款及條件；
- 本集團採用金管局要求之標準範本披露本集團之普通股權一級資本、額外一級資本、二級資本，以及監管扣減之詳情；及
- 本集團採用金管局要求之標準範本披露本集團就財務及監管資產負債表作出之全部對賬。

To comply with the Banking (Disclosure) Rules, the Group will establish a new section "Regulatory Capital Disclosure" on its website to house all the information relating to the disclosure of regulatory capital instruments and the reconciliation to the Group's published annual financial disclosure statements.

The disclosure will be published on its website (www.icbcasia.com) according to the Banking (Disclosure) Rules and will include the following information:

- A description of the main features and the full terms and conditions of the Group's CET1 capital, Additional Tier 1 capital, Tier 2 capital.
- A detailed breakdown of the Group's CET1 capital, Additional Tier 1 capital, Tier 2 capital and regulatory deductions, using the standard template as specified by the HKMA.
- A full reconciliation between the Group's accounting and regulatory balance sheets, using the standard template as specified by the HKMA.

附加財務資料(未經審核)

Supplementary Financial Information (unaudited)

1 資本充足比率及資本基礎(續)

扣減後的資本基礎總額的組成部分包括以下項目：

1 CAPITAL ADEQUACY AND CAPITAL BASE (continued)

The components of the total capital base after deductions include the following items:

二零一二年
十二月三十一日
31 December 2012
千港元
HK\$' 000

核心資本：	Core capital:	
繳足普通股股本	Paid-up ordinary share capital	4,129,496
股份溢價	Share premium	19,462,335
儲備	Reserves	7,035,346
收益表	Income statement	3,918,373
扣除：商譽	Deduct: Goodwill	(980,154)
其他無形資產	Other intangible assets	(68,582)
未綜合投資總額之50%及其他扣減項目	50% of total unconsolidated investments and other deductions	(157,887)
核心資本總額	Total core capital	33,338,927
合資格附加資本：	Eligible supplementary capital:	
土地及樓宇之重估公平價值收益	Fair value gains on the revaluation of land and buildings	173,994
備供銷售證券及債券重估公平價值收益	Fair value gains on the revaluation of available-for-sale equities and debt securities	431,706
指定以公平價值經收益表入賬之證券 及債券未變現公平價值收益	Unrealised fair value gains arising from equities and debt securities designated at fair value through profit or loss	12,152
組合減值準備及法定儲備	Collective impairment allowances and regulatory reserve	3,468,746
以攤銷成本入賬之後償債項	Subordinated debts measured at amortised cost	5,706,008
扣除：未綜合投資總額之50%及其他扣減項目	Deduct: 50% of total unconsolidated investments and other deductions	(157,887)
附加資本總額	Total supplementary capital	9,634,719
扣減後的資本基礎總額	Total capital base after deductions	42,973,646
風險加權資產	Risk-weighted assets	
信用風險	Credit risk	251,456,780
市場風險	Market risk	14,428,488
業務操作風險	Operational risk	11,614,413
扣除：一般銀行業風險之法定儲備部分及並 無包括在附加資本內的組合準備	Deduct: Portion of regulatory reserve for general banking risks and collective provisions which is not included in supplementary capital	(641,745)
風險加權資產總值	Total risk-weighted assets	276,857,936
		31 December 2012
核心資本比率	Core capital ratio	12.0%
資本充足比率	Capital adequacy ratio	15.5%

2 流動資金比率

本年度平均流動資金比率乃各曆月平均流動資金比率的簡單平均數，其乃按香港金融管理局的規定以綜合基準計算，且符合香港《銀行業條例》附表4。

2 LIQUIDITY RATIO

The average liquidity ratio for the year is the simple average of each calendar month's average liquidity ratio, which is computed on the consolidated basis as required by the HKMA for its regulatory purposes, and is computed in accordance with the Fourth Schedule to the Hong Kong Banking Ordinance.

		本集團 Group	
		2013	2012
本年度平均流動資金比率	Average liquidity ratio for the year	39.7%	43.7%

附加財務資料(未經審核)

Supplementary Financial Information (unaudited)

3 信用風險、業務操作風險及市場風險之資本性支出

3.1 信用風險

- (i) 本集團使用下列外部信貸評級機構(「外部信貸評級機構」)根據資本規則規定的標準(信用風險)計算法計算其資本充足要求：

- 穆迪投資者服務
- 標準普爾評級服務
- 惠譽評級

每一類風險於報告期結束時根據標準(信用風險)計算法計算的資本要求概要如下：

3 CAPITAL CHARGE FOR CREDIT, OPERATIONAL AND MARKET RISKS

3.1 Credit risk

- (i) The Group uses the following external credit assessment institutions (“ECAIs”) to calculate its capital adequacy requirements under the standardized (credit risk) approach prescribed in the Capital Rules:

- Moody’s Investors Service
- S&P’s Ratings Services
- Fitch Ratings

The capital requirements on each class of exposures under the standardized (credit risk) approach as at the end of reporting period are summarised as follows:

		2013 千港元 HK\$'000	2012 千港元 HK\$'000
資產負債表項目	On-balance sheet		
主權風險	Sovereign exposures	21,987	27,784
公營機構風險	Public sector entity exposures	12,711	8,949
銀行風險	Bank exposures	10,146,107	7,731,572
證券公司風險	Securities firm exposures	91,901	45,318
企業風險	Corporate exposures	12,429,017	8,743,890
組合投資計劃風險	Collective investment scheme exposures	18,560	18,560
現金項目	Cash items	33,205	39,264
規管性零售業風險	Regulatory retail exposures	535,934	496,317
住宅按揭貸款	Residential mortgage loans	439,115	464,534
其他並非逾期之風險	Other exposures which are not past due exposures	811,769	622,306
逾期風險	Past due exposures	19,865	14,790
資本負債表風險項目之資本性支出總額	Total capital charge for on-balance sheet exposures	24,560,171	18,213,284
資產負債表外項目	Off-balance sheet		
直接信貸代替品	Direct credit substitutes	498,170	194,972
與交易有關之或然負債	Transaction-related contingencies	922	976
與貿易有關之或然負債	Trade-related contingencies	199,570	153,131
遠期有期存款	Forward forward deposits placed	56,111	231,428
其他承擔	Other commitments	599,582	1,027,877
匯率合約	Exchange rate contracts	482,971	221,973
利率合約	Interest rate contracts	50,681	72,142
股本權益合約	Equity contracts	85	759
債券合約或其他商品合約	Debt Security contracts or other commodity contracts	5,512	-
證券融資交易	Securities financing transaction	7,993	-
資產負債表外風險之資本性支出總額	Total capital charge for off-balance sheet exposures	1,901,597	1,903,258
信用風險之資本性支出總額	Total capital charge for credit risk	26,461,768	20,116,542

附加財務資料(未經審核) Supplementary Financial Information (unaudited)

3 信用風險、業務操作風險及市場風險之資本性支出(續)

3.1 信用風險(續)

(i) (續)

資本要求乃以本集團由相關計算法得出之風險加權額乘以8%計算，並不反映本集團的實際監管資本。

(ii) 由上述外部信貸評級機構評估的風險按下列風險類別分類：

- 主權風險
- 公營機構風險
- 多邊發展銀行風險
- 銀行風險
- 證券公司風險
- 企業風險
- 組合投資計劃風險

(iii) 本集團銀行簿冊內用以列示外部信貸評級機構發行人評級或外部信貸評級機構發行特定評級的程序與資本規則內之規定一致。

3.2 業務操作風險

香港金融管理局已根據資本規則第24(1)(a)條批准本集團使用經更新之巴塞爾資本協定基本指標計算法以計算其業務操作風險。因此，本集團於管理業務操作風險方面應用此方法，但同時採納香港金融管理局之有關監管指引。於二零一三年十二月三十一日，業務操作風險之資本性支出為14,174,163港元(二零一二年：929,153,000港元)。

3.3 市場風險

目前由本銀行進行之市場風險活動基本上可劃分為「交易賬項」及「非交易賬項」。

交易賬項：

交易賬項包括於備供銷售或交易意向為自實際及／或預期短期價格或利率變動中獲益而認購之金融工具及衍生工具之自有倉盤。

3 CAPITAL CHARGE FOR CREDIT, OPERATIONAL AND MARKET RISKS (continued)

3.1 Credit risk (continued)

(i) (continued)

The capital requirement is made by multiplying the Group's risk-weighted amount derived from the relevant calculation approach by 8%. It does not reflect the Group's actual regulatory capital.

(ii) Where exposures have been rated by the above-mentioned ECAIs, they are categorised under the following class of exposures:

- Sovereign exposures
- Public sector entity exposures
- Multilateral development bank exposures
- Bank exposures
- Securities firm exposures
- Corporate exposures
- Collective investment scheme exposures

(iii) The process used to map ECAIs issuer ratings or ECAIs issue specific ratings in the Group's banking book is consistent with those prescribed in the Capital Rules.

3.2 Operational risk

HKMA has granted approval under section 24(1)(a) of the Capital Rules for the Group to use the updated Basel Basic Indicator Approach to calculate its operational risk. The Group thus applies this approach in managing operational risk, but is simultaneously adopting the relevant supervising guidelines of the HKMA. As at 31 December 2013, the capital charge for operational risk amounted to HK\$14,174,163 (2012: HK\$929,153,000).

3.3 Market risk

Market risk activities currently undertaken by the Bank can basically be divided into "Trading Book" and "Non-Trading Book".

Trading Book:

It consists of proprietary positions in financial instruments and derivatives which are held for re-sale or which are taken on with the trading intention of benefiting from actual and/or expected short-term price or interest rate movements.

附加財務資料(未經審核) Supplementary Financial Information (unaudited)

3 信用風險、業務操作風險及市場風險之資本性支出(續)

3.3 市場風險(續)

本集團於資本規則中為其市場風險採用「標準計算法」。於二零一三年十二月三十一日之資本性支出為2,295,592,000港元(二零一二年: 1,154,279,000港元)。於二零一三年及二零一二年十二月三十一日有關市場風險資本規定如下:

3 CAPITAL CHARGE FOR CREDIT, OPERATIONAL AND MARKET RISKS (continued)

3.3 Market risk (continued)

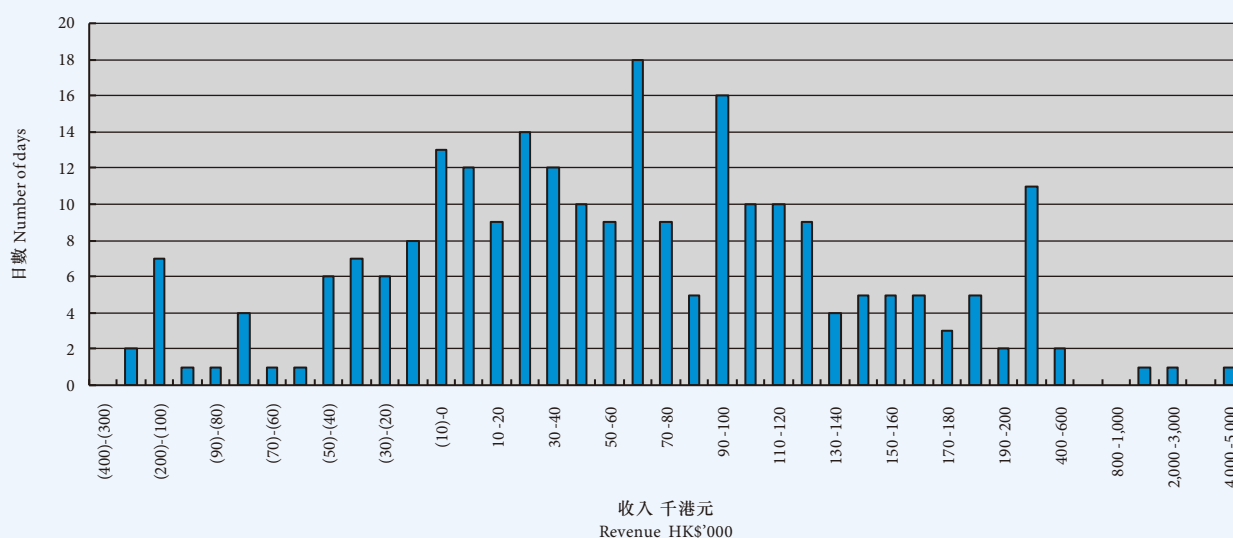
The Group applies the “standardized approach” for its market risk in the Capital Rules. The capital charge as at 31 December 2013 is HK\$2,295,592,000 (2012: HK\$1,154,279,000). The market risk capital requirement as at 31 December 2013 and 2012 are:

風險類型	Risk type	市場風險資本性支出	
		2013 千港元 HK\$'000	2012 千港元 HK\$'000
利率風險—特定風險	Interest rate exposure – specific risk	280	667
利率風險—一般市場風險	Interest rate exposure – general market risk	298,305	173,520
股本風險	Equity exposures	3,084	14,417
外匯風險	Foreign exchange exposures	1,992,397	957,781
商品風險	Commodity exposures	42	–
認股權風險	Option exposures	1,484	7,894
總計	Total	2,295,592	1,154,279

以下柱狀圖顯示截至二零一三年十二月三十一日及二零一二年十二月三十一日止年度本集團之市場風險活動有關之每日收入頻率分類。

The following histograms show the frequency distribution of daily revenues related to market risk activities of the Group for years ended 31 December 2013 and 31 December 2012.

截至二零一三年十二月三十一日止年度
For the year ended 31 December 2013



附加財務資料(未經審核) Supplementary Financial Information (unaudited)

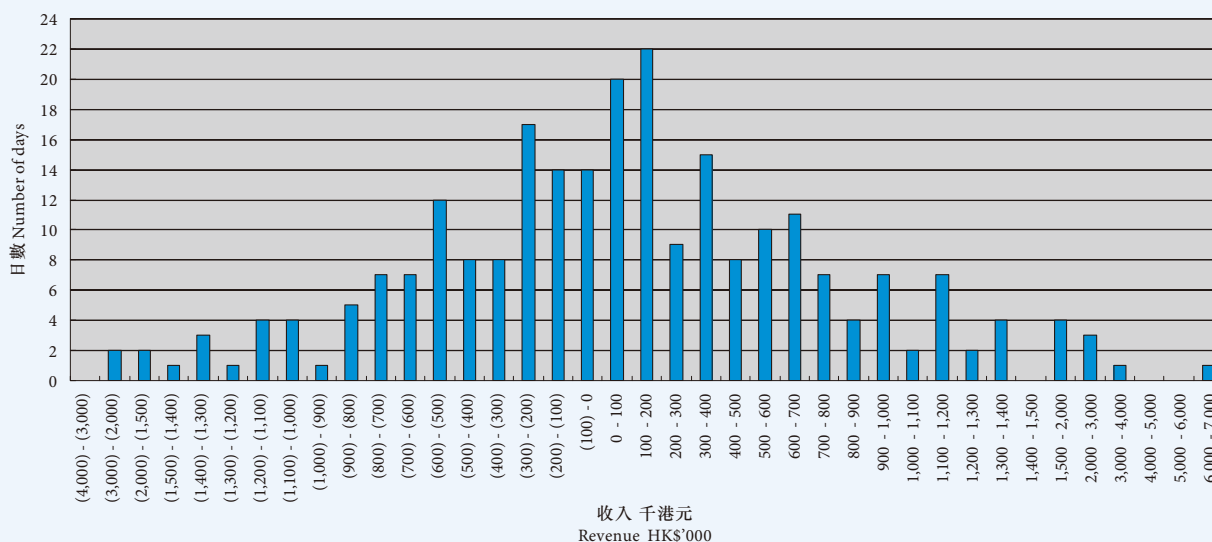
3 信用風險、業務操作風險及市場風險之資本性支出(續)

3.3 市場風險(續)

3 CAPITAL CHARGE FOR CREDIT, OPERATIONAL AND MARKET RISKS (continued)

3.3 Market risk (continued)

截至二零一二年十二月三十一日止年度
For the year ended 31 December 2012



截至二零一三年十二月三十一日止年度，本集團源自市場風險相關業務之平均每日收入為91,340港元(二零一二年：114,222港元)，而此每日收入之標準偏差為331,520港元(二零一二年：876,544港元)。經分析每日收入之分佈情況，在二零一三年之245個交易日中，有44日錄得虧損(二零一二年：247個交易日中，有110日錄得虧損)，而最高之一日虧損為263,000港元(二零一二年：2,450,000港元)。最高之一日收入則為4,197,000港元(二零一二年：6,900,000港元)。就自有買賣及客戶之預期而言，本集團將逐步增加其金融產品及服務範圍，以輔補一直以來依賴貸款資產帶來之收入。於該過程中，本集團將密切關注就此產生之市場風險、對手方信用風險、流動資金及資本影響。

非交易賬項：

非交易賬項包括因融資、流動資金管理、投資及非庫務相關業務之資產負債表活動所產生的結構性外匯及利率風險敞口。由金融市場部進行之債券活動大部分作投資及流動資金用途。

The average daily revenue earned from the Group's market risk related activities during the year ended 31 December 2013 was HK\$ 91,340 (2012: HK\$114,222) and the standard deviation for such daily revenue was HK\$ 331,520 (2012: HK\$876,544). An analysis of the frequency distribution of daily revenue showed that losses were recorded on 44 days out of 245 trading days for the year 2013 (2012: 110 days out of 247 trading days). The maximum daily loss was HK\$263,000 (2012: HK\$2,450,000). The highest daily revenue was HK\$4,197,000 (2012: HK\$6,900,000). In respect of proprietary trading and customers' expectation, the Group will gradually expand the scope of treasury products and services to complement its conventional reliance on loan assets for revenue. In the process, the Group will watch out for the resulting market risk, and counterparty credit risk, liquidity and capital implications.

Non-Trading Book:

It consists of structured foreign exchange and interest rate risk positions arising from funding and liquidity management as well as investment and balance sheet activities from non-treasury related business. Debt securities activities undertaken by Global Markets & Trading Department are largely for investment and liquidity management purpose.

附加財務資料(未經審核)

Supplementary Financial Information (unaudited)

4 資產證券化

年內，本銀行於有關證券化風險中均僅為投資者。穆迪投資服務、標準普爾及惠譽國際的評級方法獲採納用於評定證券化風險。由於本銀行所持證券化風險均由資本規則指定的認可外部信貸評級機構進行評估，本銀行採用標準(證券化)計算法計算加權信用風險。本銀行密切監控相關風險。

下表列示於二零一三年及二零一二年十二月三十一日之證券化類別風險承擔：

二零一三年	2013	餘額 Outstanding amounts 千港元 HK\$'000	風險加權金額 Risk-weighted amounts 千港元 HK\$'000	資本規定 Capital requirements 千港元 HK\$'000	扣減風險承擔從 Exposures deducted from its	
					核心資本 Core capital 千港元 HK\$'000	附加資本 Supplementary capital 千港元 HK\$'000
證券化類別風險承擔	Securitisation exposures					
傳統證券化 債券	Traditional securitisations Debt securities	-	-	-	-	-
		-	-	-	-	-

二零一二年	2012	餘額 Outstanding amounts 千港元	風險加權金額 Risk-weighted amounts 千港元	資本規定 Capital requirements 千港元	扣減風險承擔從 Exposures deducted from its	
					核心資本 Core capital 千港元	附加資本 Supplementary capital 千港元
證券化類別風險承擔	Securitisation exposures					
傳統證券化 債券	Traditional securitisations Debt securities	4,596	-	-	2,298	2,298
		4,596	-	-	2,298	2,298

於二零一三年十二月三十一日根據標準(證券化)方法計算的證券化風險資本要求為無(二零一二年：無)。於二零一三年十二月三十一日根據資產證券化的核心及附加資本的可扣減項目為零(二零一二年：4,596,000港元)。

於二零一三年十二月三十一日之交易賬項中並無證券化風險入賬(二零一二年：無)。

4 ASSET SECURITISATION

During the year, the Bank only acted as an investor in related securitisation exposure. Ratings from Moody's Investors Service, S&P's and Fitch Ratings are adopted in assessing securitisation exposures. Since the securitisation exposures held by the Bank are all rated by recognised ECAs designated by the Capital Rules, the Bank uses the standardized (securitisation) approach to calculate the weighted credit risk for these exposures. The Bank closely monitors the risk arising from these exposures.

The following table indicates the securitisation exposures as at 31 December 2013 and 2012:

Capital requirement of securitisation exposures under the standardized (securitisation) approach at 31 December 2013 was nil (2012: nil). The deductible items from core and supplementary capital under asset securitisation at 31 December 2013 was nil (2012: HK\$4,596,000).

There are no securitisation exposures booked in trading book as at 31 December 2013 (2012: Nil).

附加財務資料(未經審核)

Supplementary Financial Information (unaudited)

5 與對手方信用風險有關之風險承擔

本銀行已採納現行風險承擔法釐定銀行及交易簿冊內的場外衍生工具交易對手方信用風險的風險承擔額。於二零一三年十二月三十一日，本銀行概無任何回購交易或信貸衍生工具合約(二零一二年：無)。於二零一三年十二月三十一日，亦無持有任何包括已確認信貸衍生工具合約的已確認抵押品作為與對手方信用風險有關的風險承擔的信貸保障(二零一二年：無)。

根據我們於衍生工具合約下之現有抵押責任之條款，我們基於二零一三年十二月三十一日之持倉估計，如本銀行之信貸評級被降級，本銀行將毋須提供額外之抵押品(二零一二年：無)。

錯向風險為高於一般之集中度風險，乃於對手方違約可能性與相關交易按市價計算之價值之間有著強大相互關係時產生。本集團使用一系列之程序監察和控制錯向風險。

下表列示按標準計算法計算的與對手方信用風險有關的風險承擔相關資料：

5 COUNTERPARTY CREDIT RISK-RELATED EXPOSURE

The Bank has adopted the current exposure method (the “CEM”) to determine the exposure amount for inter bank counterparty credit risk which arises from OTC derivative transactions in banking and trading books. As at 31 December 2013, there are no repo-style transactions nor credit derivative contracts in the Bank (2012: Nil). No recognised collateral including recognised credit derivative contracts is held as credit protection for counterparty credit risk-related exposure as at 31 December 2013 (2012: Nil).

Under the terms of our current collateral obligations under derivative contracts, we estimate based on the positions as at 31 December 2013 that the Bank would not be required to post additional collateral in the event of a downgrade in the Bank’s credit ratings (2012: nil).

Wrong-way risk is an aggravated form of concentration risk and arises when there is a strong correlation between the counterparty’s PD and the mark-to-market value of the underlying transaction. The Group uses a range of procedures to monitor and control wrong-way risk.

The following table indicates the information of counterparty credit risk-related exposures under the standardized approach:

		總正數公平價值 Gross total positive fair value 千港元 HK\$'000	信貸等值 Credit equivalent 千港元 HK\$'000	風險加權額 Risk weighted amount 千港元 HK\$'000
二零一三年	2013			
交易場外衍生工具交易：	OTC derivative transactions:			
銀行	Bank	4,711,255	11,553,210	2,995,298
其他	Others	506,703	3,760,381	3,745,315
		5,217,958	15,313,591	6,740,613
二零一二年	2012			
交易場外衍生工具交易：	OTC derivative transactions:			
銀行	Bank	2,997,872	7,946,262	2,213,625
其他	Others	481,527	1,498,395	1,472,302
		3,479,399	9,444,657	3,685,927

雙邊淨額結算安排對衍生工具交易信貸等值數額並沒有影響。

There is no effect of bilateral netting agreement on the credit equivalent amounts of the derivative transactions.

附加財務資料(未經審核) Supplementary Financial Information (unaudited)

6 減低信用風險

6.1 管理及確認減低信用風險之程序

本銀行已就按標準計算法計算的所有類別信用風險承擔(包括交易場外衍生工具交易產生的與對手方信用風險的承擔)制定經信貸委員會批准之管理及確認減低信用風險的政策。本銀行審慎評估抵押品是否符合資格及其質素。可接納的減低信用風險方法由信貸委員會及/或監管機構所界定。本銀行亦就抵押品指定穩健的託管人,並定期重新評估及密切監控。有價證券每日按市價調整,如未能進行每日重新評估/按市價調整,最少每月一次進行重估,而物業亦定期作出重估。

就監管資本的計算而言,只有資本規則界定的獲確認抵押品及擔保方可視為獲確認信用風險減低措施。本銀行於確定信用風險減低時應用資本規則規定的簡單標準。

獲認可抵押品包括合資格擔保、現金存款、黃金、股份、債券及可轉讓證券的彙集投資,商業不動產、住宅不動產、汽車及設備。減低後的風險承擔額以抵押品採用資本規則規定的標準監督扣減率的現值釐定。獲認可擔保人為風險權重低於借方的任何主權機構、公營機構、銀行及受規管證券公司或其內部評定級別等同於外部評級的公司的A-或以上。

於二零一三年及二零一二年十二月三十一日,擔保人主要類型及其外部評級分析如下:

擔保人類別 Class of guarantors	標準普爾等同 S & P's equivalent	保證金額 Guaranteed amount	
		2013 千港元 HK\$'000	2012 千港元 HK\$'000
銀行	Bank	60	117
主權機構	Sovereign	89,460,946	73,074,619
公營機構	PSE	3,390	8,042
		91,409,412	74,928,805

本集團使用的信用風險減低措施(獲確認抵押品及擔保)有限地應用於信貸及市場風險集中,惟房產除外,其風險減低措施廣泛參照借款予非銀行機構及非機構客戶。

6 CREDIT RISK MITIGATION

6.1 Process of managing and recognising credit risk mitigation

The Bank has established policies on managing and recognising credit risk mitigation, which are approved by the Credit Committee, for all types of credit exposure under the standardized approach including counterparty credit risk-related exposure which arises from OTC derivative transactions. The Bank applies prudent assessments of eligibility and quality of collateral. Acceptable credit risk mitigations are as defined by the Credit Committee and/or regulatory authorities. The Bank also adheres to safe custodian of collateral, regular revaluation and close monitoring. Marketable securities are marked to market on a daily basis or, if daily revaluation/marked to market is unavailable, a minimum of once a month, whilst properties are revalued periodically.

For regulatory capital calculation, only recognised collateral and guarantee defined in the Capital Rules are considered as recognised credit risk mitigations. The Bank applies the simple approach criteria as stipulated in the Capital Rules in ascertaining credit risk mitigation.

Recognised collateral includes eligible guarantees, cash deposits, gold, shares, debt securities and collective investments in transferable securities, commercial real estate, residential real estate, vehicles and equipment. The exposure amount after mitigation is determined by applying the standard supervisory haircut laid down by the Capital Rules to the current collateral value. Recognised guarantor is any sovereign entity, public sector entity, bank and regulated securities firm with a lower risk weight than the borrower, or company that is internally rated with a rating equivalent to external rating of A- or better.

The main types of guarantors and their external ratings as at 31 December 2013 and 2012 are analysed as follows:

There are limited credit and market risk concentrations within the credit risk mitigants (recognised collateral and guarantees) used by the Group, except for real estate which is extensively relied on for risk mitigation in lending to non-bank corporate and non-corporate customers.

附加財務資料(未經審核) Supplementary Financial Information (unaudited)

6 減低信用風險(續)

6.2 信用風險承擔

標準普爾評級服務、穆迪投資者服務及惠譽評級為本集團就以下各類及所有類別風險承擔使用的外部信貸評級機構。其用以列示外部信貸評級機構對其銀行簿冊內所載風險承擔發行人評級的程序為資本規則第4部分所規定的程序。

6 CREDIT RISK MITIGATION (continued)

6.2 Credit risk exposures

S&P's Ratings Services, Moody's Investors Service and Fitch Ratings are the ECAIs that the Group uses in relation to each and all classes of exposures below. The process it used to map ECAI issuer ratings to exposures booked in its banking book is a process as prescribed in Part 4 of the Capital Rules.

二零一三年	2013	經獲確認信用風險減低措施 調整後的風險承擔					風險加權總額	抵押品可擔保 的風險承擔	擔保可擔保 的風險承擔
		風險承擔總額*	Exposures after recognised credit risk mitigation		風險加權額				
			Total exposures*	已評級 [†] Rated [†]	未評級 [‡] Unrated [‡]	已評級 [†] Rated [†]			
風險承擔類別	Class of exposures					Total risk- weighted amounts	Exposure covered by collateral	Exposure covered by guarantees	
資產負債表項目	On-balance sheet								
主權	Sovereign	34,860,705	34,860,705	4,788,113	274,842	-	274,842	-	
公營機構	Public sector entity	791,068	791,068	3,390	158,214	678	158,892	-	
多邊發展銀行	Multilateral development bank	-	-	-	-	-	-	-	
銀行	Bank	233,886,247	79,000,669	241,060,624	34,594,211	92,232,127	126,826,338	-	
證券公司	Securities firm	2,297,533	-	2,297,533	-	1,148,767	1,148,767	-	
企業	Corporate	258,935,288	16,493,788	144,913,928	13,190,790	142,171,920	155,362,710	7,113,685	
組合投資計劃	Collective investment scheme	232,000	-	232,000	-	232,000	232,000	-	
現金項目	Cash items	729,380	-	8,123,125	-	415,061	415,061	-	
受規管零售業務	Regulatory retail	9,639,482	-	8,932,226	-	6,699,169	6,699,169	190,126	
住宅按揭貸款	Residential mortgage loans	13,978,206	-	13,972,563	-	5,488,938	5,488,938	5,643	
其他並非逾期的風險承擔	Other exposures which are not past due exposures	8,891,073	-	8,771,250	-	10,147,112	10,147,112	84,292	
逾期風險承擔	Past due exposures	241,081	-	241,081	-	248,307	248,307	174,042	
資產負債表外項目	Off-balance Sheet								
除場外衍生工具交易或信貸 衍生工具合約以外的 資產負債表外風險承擔	Off-balance sheet exposures other than OTC derivative transactions or credit derivative contracts	25,303,437	1,250,039	24,053,398	602,170	16,327,270	16,929,440	6,605,832	
場外衍生工具交易	OTC derivative transactions	15,413,499	3,632,129	11,781,370	1,110,016	5,730,505	6,840,521	-	
信貸衍生工具合約	Credit derivative contracts	-	-	-	-	-	-	-	
本報告其他部分未予列出的 其他資產負債表外風險承擔	Other off-balance sheet exposures not elsewhere specified	-	-	-	-	-	-	-	
自資本基礎扣除的風險承擔	Exposures deducted from capital base	-	-	-	-	-	-	-	

附加財務資料(未經審核)

Supplementary Financial Information (unaudited)

6 減低信用風險(續)

6.2 信用風險承擔(續)

二零一二年	2012	風險承擔總額*	經獲確認信用風險減低措施 調整後的風險承擔		風險加權額		風險加權總額	抵押品可擔保 的風險承擔	擔保可擔保 的風險承擔
			Exposures after recognised credit risk mitigation		Risk-weighted amounts				
			Total	已評級 [#]	未評級 [@]	已評級 [#]			
風險承擔類別	Class of exposures	exposures*	Rated [#]	Unrated [@]	Rated [#]	Unrated [@]	Total risk-weighted amounts	Exposure covered by collateral	Exposure covered by guarantees
資產負債表項目	On-balance sheet								
主權	Sovereign	18,603,398	18,455,326	1,980,602	347,302	-	347,302	-	-
公營機構	Public sector entity	551,256	551,256	8,042	110,251	1,609	111,860	-	-
多邊發展銀行	Multilateral development bank	-	-	-	-	-	-	-	-
銀行	Bank	164,173,798	63,917,529	173,055,011	27,201,184	69,443,470	96,644,654	-	2,438
證券公司	Securities firm	1,132,943	-	1,132,943	-	566,472	566,472	-	-
企業	Corporate	205,564,167	12,380,339	102,629,698	7,705,844	101,592,794	109,298,638	4,653,070	73,984,347
組合投資計劃	Collective investment scheme	232,000	-	232,000	-	232,000	232,000	-	-
現金項目	Cash items	491,287	150,472	16,794,925	-	490,802	490,802	-	-
受規管零售業務	Regulatory retail	9,066,153	-	8,271,944	-	6,203,958	6,203,958	182,292	611,917
住宅按揭貸款	Residential mortgage loans	15,080,455	-	15,069,885	-	5,806,672	5,806,672	10,569	-
其他並非逾期的風險承擔	Other exposures which are not past due exposures	7,991,630	-	7,778,822	-	7,778,822	7,778,822	169,758	43,050
逾期風險承擔	Past due exposures	179,981	-	179,981	-	184,870	184,870	144,274	8,643
資產負債表外項目	Off-balance Sheet								
除場外衍生工具交易或信貸 衍生工具合約以外的 資產負債表外風險承擔	Off-balance sheet exposures other than OTC derivative transactions or credit derivative contracts	36,536,475	3,473,914	33,062,561	1,862,516	18,242,287	20,104,803	749,396	310,694
場外衍生工具交易	OTC derivative transactions	9,444,657	2,658,360	6,786,297	655,030	3,030,897	3,685,927	-	-
信貸衍生工具合約	Credit derivative contracts	-	-	-	-	-	-	-	-
本報告其他部分未予列出的 其他資產負債表外風險承擔	Other off-balance sheet exposures not elsewhere specified	-	-	-	-	-	-	-	-
自資本基礎扣除的風險承擔	Exposures deducted from capital base	315,774							

* 代表扣除個別減值後的本金額或信貸等值數額(如適當)

包括具有外部信貸評級機構發行特定評級的風險承擔及具有推定評級的風險承擔(即並無發行特定評級,但其風險權值已根據資本規則釐定的風險承擔,參考外部信貸評級機構就風險承擔給予債務人的發行人評級或外部信貸評級機構就債務人的任何其他風險承擔作出的發行評級)

@ 代表既無外部信貸評級機構發行特定評級亦無推定評級的風險承擔

6 CREDIT RISK MITIGATION (continued)

6.2 Credit risk exposures (continued)

* Representing principal amount or credit equivalent amount, as applicable, net of individual impairments

including exposures with ECAI issue specific rating and exposures which have an inferred rating (i.e. exposures which do not have an issue-specific rating but whose risk-weights are determined under the Capital Rules by reference to an ECAI issuer rating assigned to the obligor of the exposure or to an ECAI issue rating of any other exposures of the obligor)

@ Representing exposures which do not have the ECAI issue specific rating nor inferred rating

附加財務資料(未經審核)

Supplementary Financial Information (unaudited)

7 分部資料

7.1 客戶貸款

(i) 客戶之貸款—按地域劃分

本集團經計及任何風險轉移因素後按國家或地區劃分的客戶貸款總額如下：

		客戶貸款總額	逾期三個月以上貸款	減值貸款	個別減值準備	組合減值準備
		Gross advances to customers	Overdue advances for over three months	Impaired loans and advances	Individual impairment allowance	Collective impairment allowance
		千港元	千港元	千港元	千港元	千港元
		HK\$'000	HK\$'000	HK\$'000	HK\$'000	HK\$'000
二零一三年	2013					
香港	Hong Kong	106,330,277	224,368	899,626	453,210	427,267
內地	Mainland China	140,043,630	286,516	286,512	121,165	688,494
澳門	Macau	834,731	-	-	-	2,684
亞太區 (不包括香港、內地及澳門)	Asia Pacific Region (excluding Hong Kong, Mainland China and Macau)	1,553,220	-	-	-	10,762
其他	Others	5,804,709	219,627	225,429	196,062	19,500
		254,566,567	730,511	1,411,567	770,437	1,148,707
		(重列) (Restated)			(重列) (Restated)	(重列) (Restated)
		客戶貸款總額	逾期三個月以上貸款	減值貸款	個別減值準備	組合減值準備
		Gross advances to customers	Overdue advances for over three months	Impaired loans and advances	Individual impairment allowance	Collective impairment allowance
		千港元	千港元	千港元	千港元	千港元
		HK\$'000	HK\$'000	HK\$'000	HK\$'000	HK\$'000
二零一二年	2012					
香港	Hong Kong	51,952,897	223,645	249,622	203,381	211,072
內地	Mainland China	149,786,768	302,509	775,495	333,220	644,867
澳門	Macau	949,118	-	-	-	2,754
亞太區 (不包括香港、內地及澳門)	Asia Pacific Region (excluding Hong Kong, Mainland China and Macau)	1,497,708	-	-	-	5,594
其他	Others	7,743,072	212,794	216,624	219,565	25,937
		211,929,563	738,948	1,241,741	756,166	890,224

僅於申索獲其所在國家不同於對手方的人士擔保，或申索乃向其總部位於另一國家的銀行的海外分行作出的情況下，方會轉移風險。

Risk transfers are only made if the claims are guaranteed by a party in a country which is different from that of the counterparty or if the claims are on an overseas branch of a bank whose head office is located in another country.

附加財務資料(未經審核)

Supplementary Financial Information (unaudited)

7 分部資料(續)

7.1 客戶貸款(續)

(ii) 客戶之貸款總額—按業務範圍

7 SEGMENTAL INFORMATION (continued)

7.1 Loans and advances to customers (continued)

(ii) Gross loans and advances to customers – by industry sectors

		本集團 Group			
		2013		(重列) (Restated)	
		2013	2013	2012	2012
		貸款總額	佔有抵押貸款	貸款總額	佔有抵押貸款
		Gross	百分比	Gross	百分比
		loans and	% of	loans and	% of
		advances	secured	advances	secured
		千港元	advances	千港元	advances
		HK\$'000	%	HK\$'000	%
在香港使用之貸款	Loans for use in Hong Kong				
工商及金融	Industrial, commercial and financial				
– 物業發展	– Property development	17,856,874	10.16%	15,325,353	17.34%
– 物業投資	– Property investment	15,788,165	69.60%	13,911,996	85.75%
– 金融企業	– Financial concerns	7,162,734	1.40%	5,778,683	1.94%
– 證券經紀商	– Stockbrokers	2,295,321	40.91%	1,131,547	55.28%
– 批發及零售業	– Wholesale and retail trade	22,631,998	14.48%	14,887,411	21.95%
– 土木工程	– Civil engineering works	315,717	45.71%	259,954	58.30%
– 製造業	– Manufacturing	7,492,417	36.93%	4,738,874	38.66%
– 運輸及運輸設備	– Transport and transport equipment	18,031,233	24.73%	14,526,284	46.83%
– 電力及燃氣	– Electricity and gas	2,011,907	–	–	–
– 資訊科技	– Information technology	12,698,096	0.51%	8,731,777	0.62%
– 康樂活動	– Recreational activities	20,239	75.29%	19,309	83.85%
– 酒店、公寓及飲食	– Hotels, boarding houses and catering	2,497,290	85.19%	2,353,875	73.89%
– 其他	– Others	21,905,959	7.86%	21,485,772	6.71%
個別人士	Individuals				
– 購買「居者有其屋」、 「私人參建居屋計劃」及 「租者置其屋」 單位之貸款	– Loans for the purchase of flats in Home Ownership Scheme, Private Sector Participation Scheme and Tenants Purchase Scheme	481,562	95.26%	481,771	95.43%
– 購買其他住宅物業之貸款	– Loans for the purchase of other residential properties	11,160,908	98.67%	12,152,130	99.31%
– 信用卡貸款	– Credit card advances	344,185	–	157,030	–
– 其他	– Others	2,834,485	75.72%	2,921,484	65.01%
貿易融資	Trade finance	9,822,630	23.34%	7,686,890	26.09%
在香港以外使用之貸款	Loans for use outside Hong Kong	99,214,847	37.6%	85,379,423	41.77%
		254,566,567	32.07%	211,929,563	39.04%

附加財務資料(未經審核)

Supplementary Financial Information (unaudited)

7 分部資料(續)

7.1 客戶貸款(續)

(ii) 客戶之貸款總額—按業務範圍(續)

佔客戶之貸款總額10%或以上的業務類別的個別減值貸款、三個月以上之逾期貸款、個別減值準備及撇銷減值貸款如下：

		本集團 Group	
		2013 千港元 HK\$' 000	2012 千港元 HK\$' 000
(a) 在香港以外使用之貸款	(a) Loans for use outside Hong Kong		
個別減值貸款	Individually impaired loans	1,167,542	1,037,445
三個月以上之逾期貸款	Overdue loans and advances over three months	564,309	563,390
個別減值準備	Individual impairment allowance	624,692	645,659
組合減值準備	Collective impairment allowance	720,117	532,593
於收益表支銷之新減值準備	New impairment allowance charged to income statement	280,801	121,039
年內撇銷減值貸款	Impaired loans and advances written off during the year	-	23,836

7.2 跨境申索

本集團按地區分析跨境申索。編撰本分析時，本集團已計及與交易方處於不同國家之另一方所作擔保之轉移風險。佔總跨境申索10%以上之地區列示如下：

7 SEGMENTAL INFORMATION (continued)

7.1 Loans and advances to customers (continued)

(ii) Gross loans and advances to customers – by industry sectors (continued)

Individually impaired loans, overdue loans and advances over three months, impairment allowances and impaired loans and advances written off in respect of industry sectors that constitute 10% or more of the total advances to customers are as follows:

7.2 Cross-border claims

The Group analyses cross-border claims by geographical area. In determining this analysis, the Group has taken into account transfer of risk with respect to claims guaranteed by a party in a country different from that of the counterparty. Those areas that constitute 10% or more of the aggregate cross-border claims are as follows:

		銀行及 其他金融機構			
		Banks and other financial institutions 百萬港元 HK\$ million	公營機構 Public sector entities 百萬港元 HK\$ million	其他 Others 百萬港元 HK\$ million	總計 Total 百萬港元 HK\$ million
二零一三年	2013				
亞太區(不包括香港)	Asia Pacific (excluding Hong Kong)	173,614	25,826	126,215	325,655
二零一二年	2012				
亞太區(不包括香港)	Asia Pacific (excluding Hong Kong)	134,720	15,022	112,387	262,129

附加財務資料(未經審核)

Supplementary Financial Information (unaudited)

7 分部資料(續)

7.3 內地非銀行風險承擔

中國內地非銀行風險承擔，乃按非銀行對手方類別及依據香港金融管理局銀行業(披露)規則內界定的直接風險承擔類別，經參考附註6「貸款、墊款及準備金分析季報表—MA(BS)2A」的填報說明進行分析，包括本銀行及其海外附屬公司及分行填報的中國內地風險承擔。

7 SEGMENTAL INFORMATION (continued)

7.3 Non-bank Mainland China exposures

The analysis of non-bank Mainland China exposures is based on the categories of non-bank counterparties and the types of direct exposures defined by the HKMA under the Banking (Disclosure) Rules with reference to the completion instructions in Note 6 of the “Returns of Quarterly Analysis of Loans and Advances – MA(BS)2A”, which includes the Mainland China exposures extended by the Bank and its overseas subsidiary and branch.

二零一三年十二月三十一日		31 December 2013		資產負債表 風險承擔 On-balance sheet exposure 千港元 HK\$'000	或然負債 Contingent liabilities 千港元 HK\$'000	外匯及 衍生工具合約 FX and derivatives contract 千港元 HK\$'000	風險 承擔總額 Total exposures 千港元 HK\$'000	經個別 評估之準備 Individually assessed allowances 千港元 HK\$'000
對手方類別	Type of counterparties							
(a) 國際信託投資公司及其附屬公司	(a) ITICs and their subsidiaries	1,621,312	-	-		1,621,312	-	
(b) 紅籌公司及其附屬公司	(b) Red-chip companies and their subsidiaries	27,064,246	3,555,718	-		30,619,964	-	
(c) H股公司及其附屬公司	(c) H-shares companies and their subsidiaries	4,926,038	1,616,534	144,510		6,687,082	-	
(d) 其他國有、省政府或市政府擁有的實體及其附屬公司	(d) Other state, provincial or municipal government owned entities and their subsidiaries	27,392,784	2,900,493	403,338		30,696,615	-	
(e) 其他於中國內地註冊或成立的實體	(e) Other entities incorporated or established in Mainland China	17,542,474	1,720,183	277,990		19,540,647	-	
(f) 其獲授信貸於中國內地使用的中國內地以外地區公司及個人	(f) Companies and individuals outside Mainland China where the credit is granted for use in Mainland China	15,457,247	85,796	22,046		15,565,089	335,794	
(g) 本銀行認為其風險承擔屬中國內地非銀行風險承擔之其他對手方	(g) Other counterparties where the exposure is considered by the Bank to be non-bank Mainland China exposure	16,299,522	853,989	222,183		17,375,694	-	
		110,303,623	10,732,713	1,070,067		122,106,403	335,794	
(a)至(g)項下用於購買中國內地物業的公司及個人	Companies and individuals for purchasing properties in Mainland China under (a) to (g)	2,707,836	-	-		2,707,836	-	
(h) 中國內地銀行附屬公司所面對的風險	(h) Exposures incurred by banking subsidiary in Mainland China	66,500,610	13,545,674	-		80,046,284	121,165	

附加財務資料(未經審核)

Supplementary Financial Information (unaudited)

7 分部資料(續)

7 SEGMENTAL INFORMATION (continued)

7.3 內地非銀行風險承擔(續)

7.3 Non-bank Mainland China exposures (continued)

二零一二年十二月三十一日	31 December 2012	(重列) (Restated)	(重列) (Restated)	(重列) (Restated)	(重列) (Restated)	(重列) (Restated)
		資產負債表 風險承擔 On-balance sheet exposure 千港元 HK\$'000	(重列) (Restated) 或然負債 Contingent liabilities 千港元 HK\$'000	(重列) (Restated) 外匯及 衍生工具合約 FX and derivatives contract 千港元 HK\$'000	(重列) (Restated) 外匯及 衍生工具合約 FX and derivatives contract 千港元 HK\$'000	(重列) (Restated) 風險 承擔總額 Total exposures 千港元 HK\$'000
						經個別 評估之準備 Individually assessed allowances 千港元 HK\$'000
對手方類別	Type of counterparties					
(a) 國際信託投資公司及其附屬公司	(a) ITICs and their subsidiaries	707,241	-	-	707,241	-
(b) 紅籌公司及其附屬公司	(b) Red-chip companies and their subsidiaries	15,279,768	369,078	-	15,648,846	-
(c) H股公司及其附屬公司	(c) H-shares companies and their subsidiaries	3,637,236	547,850	221,907	4,406,993	-
(d) 其他國有、省政府或市政府擁有的實體及其附屬公司	(d) Other state, provincial or municipal government owned entities and their subsidiaries	24,660,745	775,585	30,187	25,466,517	-
(e) 其他於中國內地註冊或成立的實體	(e) Other entities incorporated or established in Mainland China	9,243,665	1,869,326	90,017	11,203,008	-
(f) 其獲授信貸於中國內地使用的中國內地以外地區公司及個人	(f) Companies and individuals outside Mainland China where the credit is granted for use in Mainland China	8,990,088	57,913	33,075	9,081,076	329,206
(g) 本銀行認為其風險承擔屬中國內地非銀行風險承擔之其他對手方	(g) Other counterparties where the exposure is considered by the Bank to be non-bank Mainland China exposure	13,585,061	346,664	126,419	14,058,144	838
		76,103,804	3,966,416	501,605	80,571,825	330,044
(a)至(g)項下用於購買中國內地物業的公司及個人	Companies and individuals for purchasing properties in Mainland China under (a) to (g)	2,721,927	-	-	2,721,927	-
(h) 中國內地銀行附屬公司所面對的風險	(h) Exposures incurred by banking subsidiary in Mainland China	40,517,239	15,860,198	-	56,377,437	131,718

附加財務資料(未經審核)

Supplementary Financial Information (unaudited)

8 外幣持盤量

外幣持盤量—下表概述本集團及本銀行之外幣倉盤淨額。外幣倉盤淨額乃當該貨幣構成所有外幣倉盤淨額總額之10%或以上時予以披露。敏感度分析在所有其他變數於收益表及權益維持不變下，計算貨幣匯率對港元之合理可能變動之影響。

8 CURRENCY CONCENTRATIONS

Currency concentrations – the table below summarises the net foreign currency positions of the Group and the Bank. The net positions in foreign currency is disclosed when the currency constitutes 10% or more of the total net position of all foreign currencies. A sensitivity analysis calculates the effect of a reasonably possible movement in a currency rate against the Hong Kong dollar, with all other variables in the income statement and equity held constant.

本集團 二零一三年	Group 2013	美元	人民幣	日圓	其他外幣	總計
		US\$ 千港元 HK\$'000	RMB 千港元 HK\$'000	JPY 千港元 HK\$'000	Other foreign currencies 千港元 HK\$'000	Total 千港元 HK\$'000
非結構倉盤	Non-structural position					
現貨資產	Spot assets	209,476,527	181,959,666	323,318	10,933,596	402,693,107
現貨負債	Spot liabilities	(174,233,308)	(163,517,814)	(560,262)	(15,047,794)	(353,359,178)
遠期買入	Forward purchases	190,872,151	112,381,240	5,257,838	62,822,812	371,334,041
遠期賣出	Forward sales	(244,531,034)	(110,967,798)	(5,193,766)	(58,488,470)	(419,181,068)
期權盤淨額	Net option position	42,162	(48,933)	2,863	(3,318)	(7,226)
長盤/(短盤)淨額	Net long/(short) position	(18,373,502)	19,806,361	(170,009)	216,826	1,479,676
結構性持盤淨額	Net structural position	188,061	4,857,592	-	-	5,045,653

本集團 二零一二年	Group 2012	美元	人民幣	日圓	其他外幣	總計
		US\$ 千港元 HK\$'000	RMB 千港元 HK\$'000	JPY 千港元 HK\$'000	Other foreign currencies 千港元 HK\$'000	Total 千港元 HK\$'000
非結構倉盤	Non-structural position					
現貨資產	Spot assets	165,157,382	120,886,282	1,106,044	9,101,692	296,251,400
現貨負債	Spot liabilities	(147,791,510)	(111,067,141)	(1,427,086)	(10,733,032)	(271,018,769)
遠期買入	Forward purchases	126,290,176	53,998,588	2,051,296	60,378,029	242,718,089
遠期賣出	Forward sales	(150,619,161)	(55,733,826)	(1,754,481)	(58,582,297)	(266,689,765)
期權盤淨額	Net option position	41,616	(15,859)	729	(44,297)	(17,811)
長盤/(短盤)淨額	Net long/(short) position	(6,921,497)	8,068,044	(23,498)	120,095	1,243,144
結構性持盤淨額	Net structural position	187,996	3,776,062	-	-	3,964,058

外幣風險包括因交易倉盤產生之風險。期權盤淨額按對沖值等值方式計算。本集團之結構性持盤淨額為本銀行的結構倉盤。

Foreign currency exposures include those arising from trading position. The net option position is calculated using the delta equivalent approach. The net structural position of the Group is the structural positions.

分行、附屬及聯營公司 Branches, Subsidiaries and Associate

總辦事處

香港中環花園道3號
中國工商銀行大廈33樓
電話：(852)2588 1188
圖文傳真：(852)2805 1166
電訊：73264 ICBCA HX
郵箱：香港郵政總局信箱872號
環球銀行金融電信：UBHKHKHH
網址：<http://www.icbcasia.com>

分行 — 香港島區

西環分行

香港西營盤皇后大道西242-244號
電話：(852)2559 8166
圖文傳真：(852)2559 8442

上環分行

香港上環德輔道中317-319號
啓德商業大廈地下F舖
電話：(852)2543 3866
圖文傳真：(852)2545 7458

皇后大道中分行

香港中環皇后大道中122-126號
電話：(852)2534 3333
圖文傳真：(852)2805 1187

中環分行

香港皇后大道中9號1字樓
電話：(852)2840 5840
圖文傳真：(852)2525 3848

金鐘分行

香港金鐘道95號
統一中心1樓1013-1014號舖
電話：(852)2520 8533
圖文傳真：(852)2529 0669

堅道分行

香港堅道22號廣堅大廈地下
電話：(852)2526 6278
圖文傳真：(852)2526 8478

灣仔分行

香港灣仔軒尼詩道117-123號
電話：(852)2527 3711
圖文傳真：(852)2865 0251

灣仔道分行

香港灣仔道133號
卓凌中心地下
電話：(852)2259 7800
圖文傳真：(852)2838 1817

HEADQUARTERS

33/F., ICBC Tower,
3 Garden Road,
Central, Hong Kong
Telephone: (852)2588 1188
Facsimile: (852)2805 1166
Telex: 73264 ICBCA HX
Post Box: GPO Box 872
SWIFT: UBHKHKHH
Website: <http://www.icbcasia.com>

BRANCHES - HONG KONG ISLAND

West Point Branch

242-244 Queen's Road West, Sai Ying Pun,
Hong Kong
Telephone: (852)2559 8166
Facsimile: (852)2559 8442

Sheung Wan Branch

Shop F, G/F., Kai Tak Commercial Building,
317-319 Des Voeux Road Central, Sheung Wan,
Hong Kong
Telephone: (852)2543 3866
Facsimile: (852)2545 7458

Queen's Road Central Branch

122-126 Queen's Road Central, Central,
Hong Kong
Telephone: (852)2534 3333
Facsimile: (852)2805 1187

Central Branch

1/F., 9 Queen's Road Central, Hong Kong
Telephone: (852)2840 5840
Facsimile: (852)2525 3848

Admiralty Branch

Shop 1013-1014, 1/F., United Centre,
95 Queensway, Admiralty, Hong Kong
Telephone: (852)2520 8533
Facsimile: (852)2529 0669

Caine Road Branch

G/F., Caine Building, 22 Caine Road,
Hong Kong
Telephone: (852)2526 6278
Facsimile: (852)2526 8478

Wanchai Branch

117-123 Hennessy Road, Wanchai,
Hong Kong
Telephone: (852)2527 3711
Facsimile: (852)2865 0251

Wanchai Road Branch

G/F., Times Media Centre, No.133 Wan Chai Road,
Hong Kong
Telephone: (852)2259 7800
Facsimile: (852)2838 1817

分行、附屬及聯營公司 Branches, Subsidiaries and Associate

軒尼詩道分行

香港銅鑼灣軒尼詩道468號
金聯商業中心地下2A號舖
電話：(852)2834 6148
圖文傳真：(852)2573 9810

Hennessy Road Branch

Shop 2A, G/F. & Basement, Cameron Commercial Centre,
468 Hennessy Road, Causeway Bay,
Hong Kong
Telephone: (852)2834 6148
Facsimile: (852)2573 9810

跑馬地分行

香港跑馬地景光街23號
電話：(852)2575 5720
圖文傳真：(852)2834 3075

Happy Valley Branch

23 King Kwong Street, Happy Valley,
Hong Kong
Telephone: (852)2575 5720
Facsimile: (852)2834 3075

香港仔分行

香港香港仔中心第一期地下7A舖
電話：(852)2518 5000
圖文傳真：(852)2518 7007

Aberdeen Branch

Shop 7A, G/F., Site 1, Aberdeen Centre,
Hong Kong
Telephone: (852)2518 5000
Facsimile: (852)2518 7007

銅鑼灣分行

香港銅鑼灣渣甸街50號渣甸中心A舖
電話：(852)2504 5888
圖文傳真：(852)2808 1331

Causeway Bay Branch

Shop A, G/F, Jardine Center,
50 Jardine's Bazaar, Causeway Bay,
Hong Kong
Telephone: (852)2504 5888
Facsimile: (852)2808 1331

電氣道分行

香港電氣道113-115號
電話：(852)2570 0388
圖文傳真：(852)2807 1697

Electric Road Branch

113-115 Electric Road, Hong Kong
Telephone: (852)2570 0388
Facsimile: (852)2807 1697

炮台山分行

香港英皇道272-276號
光超台地下A-C號舖
電話：(852)2887 3811
圖文傳真：(852)2887 7094

Fortress Hill Branch

Shop A-C, G/F, Kwong Chiu Terrace,
272-276 King's Road, Hong Kong
Telephone: (852)2887 3811
Facsimile: (852)2887 7094

城市花園個人理財中心(不設櫃檯服務)

香港北角電氣道233號城市中心商場23號舖
電話：(852)2570 8198
圖文傳真：(852)2570 7366

City Garden Personal Banking Centre (No teller service)

Shop Unit 23, G/F, Maximall, City Garden,
233 Electric Road, North Point,
Hong Kong
Telephone: (852)2570 8198
Facsimile: (852)2570 7366

北角分行

香港北角英皇道436-438號地下
電話：(852)2503 2993
圖文傳真：(852)2510 9902

North Point Branch

G/F., 436-438 King's Road, North Point,
Hong Kong
Telephone: (852)2503 2993
Facsimile: (852)2510 9902

鰂魚涌分行

香港鰂魚涌華蘭路2-12號
惠安苑地下低層SLG1號舖
電話：(852)2563 8724
圖文傳真：(852)2565 5541

Quarry Bay Branch

Shop SLG1, Sub-Lower Ground Floor,
Westlands Gardens, Nos. 2-12, Westlands Road,
Quarry Bay, Hong Kong
Telephone: (852)2563 8724
Facsimile: (852)2565 5541

西灣河分行

香港筲箕灣道57-87號
太安樓G10號舖
電話：(852)2568 5730
圖文傳真：(852)2569 6142

Sai Wan Ho Branch

Shop G10 G/F, Tai On Building,
57-87 Shau Kei Wan Road, Hong Kong
Telephone: (852)2568 5730
Facsimile: (852)2569 6142

分行、附屬及聯營公司

Branches, Subsidiaries and Associate

筲箕灣個人理財中心(不設櫃檯服務)

香港筲箕灣道195號
電話：(852)2940 3066
圖文傳真：(852)2940 3008

小西灣分行

香港小西灣道9號
富欣花園地下17-19號舖
電話：(852)2965 2965
圖文傳真：(852)2898 3077

分行 — 九龍區

尖沙咀東分行

九龍尖沙咀漆咸道南39號鐵路大廈地下B舖
電話：(852)2301 0500
圖文傳真：(852)2311 2810

尖沙咀分行

九龍尖沙咀漢口道35-37號地下1-2號舖
電話：(852)2369 5329
圖文傳真：(852)2724 4846

佐敦分行

九龍佐敦彌敦道233號佐敦薈1字樓
電話：(852)2376 1822
圖文傳真：(852)2375 6935

油麻地分行

九龍油麻地彌敦道542號
電話：(852)2771 6060
圖文傳真：(852)2770 9837

旺角分行

九龍旺角彌敦道721-725號
華比銀行大廈地下
電話：(852)2309 7700
圖文傳真：(852)2390 9073

太子分行

九龍旺角彌敦道777號
電話：(852)2380 3008
圖文傳真：(852)2380 3887

深水埗分行

九龍深水埗荔枝角道290號地下
電話：(852)2725 5133
圖文傳真：(852)2387 5533

荔枝角分行

九龍荔枝角長沙灣道833號
長沙灣廣場地下G06號舖
電話：(852)2741 8787
圖文傳真：(852)2785 5566

美孚分行

九龍美孚新村萬事達廣場一樓N95A舖
電話：(852)2266 4600
圖文傳真：(852)2307 1811

Shau Kei Wan Personal Banking Centre (No teller service)

195 Shau Kei Wan Road, Hong Kong
Telephone: (852)2940 3066
Facsimile: (852)2940 3008

Siu Sai Wan Branch

Shop Nos 17-19, Ground Floor, Harmony Garden,
No.9 Siu Sai Wan Road, Hong Kong
Telephone: (852)2965 2965
Facsimile: (852)2898 3077

BRANCHES - KOWLOON

Tsimshatsui East Branch

Shop B, G/F., Railway Plaza, 39 Chatham Road South,
Tsimshatsui, Kowloon
Telephone: (852)2301 0500
Facsimile: (852)2311 2810

Tsim Sha Tsui Branch

Shop 1-2, G/F., 35-37 Hankow Road,
Tsimshatsui, Kowloon
Telephone: (852)2369 5329
Facsimile: (852)2724 4846

Jordan Branch

1/F., JD Mall, No. 233 Nathan Road,
Jordan, Kowloon
Telephone: (852)2376 1822
Facsimile: (852)2375 6935

Yaumatei Branch

542 Nathan Road, Yaumatei, Kowloon
Telephone: (852)2771 6060
Facsimile: (852)2770 9837

Mongkok Branch

G/F., Belgian Bank Building, 721-725 Nathan Road,
Mongkok, Kowloon
Telephone: (852)2309 7700
Facsimile: (852)2390 9073

Prince Edward Branch

777 Nathan Road, Mongkok, Kowloon
Telephone: (852)2380 3008
Facsimile: (852)2380 3887

Shamshuipo Branch

G/F., 290 Lai Chi Kok Road, Shamshuipo, Kowloon
Telephone: (852)2725 5133
Facsimile: (852)2387 5533

Lai Chi Kok Branch

Shop G06, G/F., Cheung Sha Wan Plaza,
833 Cheung Sha Wan Road, Lai Chi Kok, Kowloon
Telephone: (852)2741 8787
Facsimile: (852)2785 5566

Mei Foo Branch

Shop N95A, 1/F., Mount Sterling Mall, Mei Foo Sun Chuen, Kowloon
Telephone: (852)2266 4600
Facsimile: (852)2307 1811

分行、附屬及聯營公司 Branches, Subsidiaries and Associate

何文田分行

九龍何文田窩打老道70號曾榕大廈地下
電話：(852)2760 3000
圖文傳真：(852)2769 7083

Ho Man Tin Branch

G/F, Tsan Yung Mansion, No. 70 Waterloo Road,
Ho Man Tin, Kowloon
Telephone: (852)2760 3000
Facsimile: (852)2769 7083

愛民分行

九龍何文田愛民廣場F18-F19號舖
電話：(852)2713 9261
圖文傳真：(852)2760 4309

Oi Man Branch

Shop F18 & F19, Oi Man Plaza,
Oi Man Estate, Homantin, Kowloon
Telephone: (852)2713 9261
Facsimile: (852)2760 4309

紅磡分行

九龍紅磡德民街2-34E號紅磡商場地下2A舖
電話：(852)2627 7168
圖文傳真：(852)2365 2182

Hung Hom Branch

Shop 2A, G/F., Hung Hom Shopping Mall,
2-34E Tak Man Street, Hung Hom, Kowloon
Telephone: (852)2627 7168
Facsimile: (852)2365 2182

木廠街分行

九龍土瓜灣木廠街12-14號
電話：(852)2714 5151
圖文傳真：(852)2761 0935

Mok Cheong Street Branch

12-14 Mok Cheong Street, Tokwawan, Kowloon
Telephone: (852)2714 5151
Facsimile: (852)2761 0935

新蒲崗分行

九龍新蒲崗寧遠街3-23號
越秀廣場G10號舖
電話：(852)2325 5387
圖文傳真：(852)2726 2317

San Po Kong Branch

Shop G10, Yue Xiu Plaza, 3-23 Ning Yuen Street,
San Po Kong, Kowloon
Telephone: (852)2325 5387
Facsimile: (852)2726 2317

黃大仙分行

九龍黃大仙正德街103號
黃大仙中心一樓128號舖
電話：(852)2726 6966
圖文傳真：(852)2267 7782

Wong Tai Sin Branch

Shop 128, Level One, Wong Tai Sin Plaza,
103 Ching Tak Street, Wong Tai Sin, Kowloon
Telephone: (852)2726 6966
Facsimile: (852)2267 7782

德福分行

九龍九龍灣德福廣場F19號舖
電話：(852)2797 2683
圖文傳真：(852)2797 8984

Telford Branch

Shop F19, Telford Plaza, Kowloon Bay, Kowloon
Telephone: (852)2797 2683
Facsimile: (852)2797 8984

牛頭角分行

九龍牛頭角道77號淘大商場
第二期地下211-214號舖
電話：(852)2260 9688
圖文傳真：(852)2331 8600

Ngau Tau Kok Branch

Shop Nos. G211-214, G/F., Phase II, Amoy Plaza,
77 Ngau Tau Kok Road, Kowloon
Telephone: (852)2260 9688
Facsimile: (852)2331 8600

康寧道個人理財中心(不設櫃檯服務)

九龍觀塘康寧道58號
電話：(852)2342 8610
圖文傳真：(852)2342 9050

Hong Ning Road Personal Banking Centre (No teller service)

58 Hong Ning Road, Kwun Tong, Kowloon
Telephone: (852)2342 8610
Facsimile: (852)2342 9050

觀塘分行

九龍觀塘開源道79號鱷魚恤中心一樓5號和6號舖
電話：(852)2342 0103
圖文傳真：(852)2357 5825

Kwun Tong Branch

Shop 5 & 6, 1/F, Crocodile Center, 79 Hoi Yuen Road,
Kwun Tong, Kowloon
Telephone: (852)2342 0103
Facsimile: (852)2357 5825

分行 — 新界區

君傲灣分行

新界將軍澳唐俊街9號PopCorn G59-G60號舖
電話：(852)2189 5588
圖文傳真：(852)2790 8816

BRANCHES - NEW TERRITORIES

The Grandiose Branch

Shop G59-G60, PopCorn, No. 9, Tong Chun Street,
Tseung Kwan O, New Territories
Telephone: (852)2189 5588
Facsimile: (852)2790 8816

分行、附屬及聯營公司 Branches, Subsidiaries and Associate

將軍澳分行

新界將軍澳欣景路8號
新都城中心2期商場2樓2011-2012號舖
電話：(852)3194 3382
圖文傳真：(852)3194 3829

葵芳分行

新界葵芳葵涌廣場二字樓C63A-C66號舖
電話：(852)2485 8000
圖文傳真：(852)2480 0210

葵涌分行

新界葵涌和宜合道63號麗晶中心A座G02
電話：(852)2420 9288
圖文傳真：(852)2420 9883

荃灣青山公路分行

新界青山公路荃灣段423-427號地下
電話：(852)2492 0167
圖文傳真：(852)2412 1080

沙咀道分行

新界荃灣沙咀道297-313號翠安大廈地下4號舖
電話：(852)2439 9278
圖文傳真：(852)2439 0076

屯門分行

新界屯門天后路18號
南豐工業城中央服務大樓217號A-F
電話：(852)2466 8161
圖文傳真：(852)2466 6245

仁政街分行

新界屯門仁政街11號屯門中心大廈地下4-5號地舖
電話：(852)2404 4789
圖文傳真：(852)2427 2117

大興分行

新界屯門大興邨商場21-23號舖
電話：(852)2462 2400
圖文傳真：(852)2456 3200

元朗分行

新界元朗青山道197-199號地下
電話：(852)2442 5005
圖文傳真：(852)2442 5448

大圍分行

新界大圍大圍道金山樓地下5號舖
電話：(852)2607 5588
圖文傳真：(852)2405 6669

沙田分行

新界沙田中心3樓22J號舖
電話：(852)2693 3330
圖文傳真：(852)2695 7399

Tseung Kwan O Branch

Shop Nos. 2011-2012, Level 2, Metro City,
Plaza II, 8 Yan King Road, Tseung Kwan O, New Territories
Telephone: (852)3194 3382
Facsimile: (852)3194 3829

Kwai Fong Branch

C63A-C66, 2F., Kwai Chung Plaza, Kwai Fong, New Territories
Telephone: (852)2485 8000
Facsimile: (852)2480 0210

Kwai Chung Branch

Unit G02, Tower A, Regent Centre, 63 Wo Yi Hop Road,
Kwai Chung, New Territories
Telephone: (852)2420 9288
Facsimile: (852)2420 9883

Tsuen Wan Castle Peak Road Branch

G/F, 423-427 Castle Peak Road Tsuen Wan, New Territories
Telephone: (852)2492 0167
Facsimile: (852)2412 1080

Sha Tsui Road Branch

Shop 4, G/F., Chung On Building, 297-313 Sha Tsui Road,
Tsuen Wan, New Territories
Telephone: (852)2439 9278
Facsimile: (852)2439 0076

Tuen Mun Branch

217 A-F Central Services Building, Nan Fung Industrial City,
18 Tin Hau Road, Tuen Mun, New Territories
Telephone: (852)2466 8161
Facsimile: (852)2466 6245

Yan Ching Street Branch

Shops 4 and 5, G/F, Tuen Mun Centre,
11 Yan Ching Street, Tuen Mun, New Territories
Telephone: (852)2404 4789
Facsimile: (852)2427 2117

Tai Hing Branch

Shop 21-23 Tai Hing Commercial Complex, Tai Hing Estate,
Tuen Mun, New Territories
Telephone: (852)2462 2400
Facsimile: (852)2456 3200

Yuen Long Branch

G/F., 197-199 Castle Peak Road, Yuen Long,
New Territories
Telephone: (852)2442 5005
Facsimile: (852)2442 5448

Tai Wai Branch

Shop No. 5, G/F, Kam Shan Building, Tai Wai Road,
Tai Wai, New Territories
Telephone: (852)2607 5588
Facsimile: (852)2405 6669

Shatin Branch

Shop 22J, Level 3, Shatin Centre, New Territories
Telephone: (852)2693 3330
Facsimile: (852)2695 7399

分行、附屬及聯營公司 Branches, Subsidiaries and Associate

大埔分行

新界大埔大榮里34至38號
美發大廈地下F舖
電話：(852)2638 3199
圖文傳真：(852)2638 8738

Tai Po Branch

Shop F, G/F, Mee Fat Building, No. 34-38 Tai Wing Lane,
Tai Po, New Territories
Telephone: (852)2638 3199
Facsimile: (852)2638 8738

太和分行

新界大埔太和商場2樓216號舖
電話：(852)2650 2986
圖文傳真：(852)2650 2982

Tai Wo Branch

Shop 216, 2/F., Tai Wo Shopping Centre, Tai Wo Estate,
Tai Po, New Territories
Telephone: (852)2650 2986
Facsimile: (852)2650 2982

上水分行

新界上水石湖墟新豐路33號
新豐大廈地下2號舖
電話：(852)2639 1398
圖文傳真：(852)2639 0500

Sheung Shui Branch

Shop 2, G/F, San Fung Building, No.33 San Fung Avenue,
Shek Wu Hui, Sheung Shui, New Territories
Telephone: (852)2639 1398
Facsimile: (852)2639 0500

落馬洲個人理財中心(不設櫃檯服務)

港鐵落馬洲站到境大堂
LMC 206 號舖
電話：(852)3404 6222
圖文傳真：(852)3404 6233

Lok Ma Chau Personal Banking Centre (No teller service)

Shop LMC 206, 2/F Arrival Concourse,
MTR Lok Ma Chau Station, Lok Ma Chau
Telephone: (852)3404 6222
Facsimile: (852)3404 6233

海外分行

開曼群島分行

190 Elgin Avenue,
George Town
Grand Cayman KY1-9005
Cayman Islands

OVERSEAS BRANCH

Cayman Islands Branch

190 Elgin Avenue,
George Town
Grand Cayman KY1-9005
Cayman Islands

附屬公司

華商銀行

工銀亞洲資產管理有限公司
工銀亞洲金業有限公司
工銀亞洲期貨有限公司
工銀亞洲投資管理有限公司
工銀亞洲代理人有限公司
工銀亞洲証券有限公司
工銀亞洲信託有限公司
ICBC (Asia) Wa Pei Nominees Limited
ICBCA (C.I.) Limited
友聯中國業務管理有限公司

SUBSIDIARIES

Chinese Mercantile Bank

ICBC (Asia) Asset Management Company Limited
ICBC (Asia) Bullion Company Limited
ICBC (Asia) Futures Company Limited
ICBC (Asia) Investment Management Company Limited
ICBC (Asia) Nominee Limited
ICBC (Asia) Securities Limited
ICBC (Asia) Trustee Company Limited
ICBC (Asia) Wa Pei Nominees Limited
ICBCA (C.I.) Limited
UB China Business Management Co. Ltd.

聯營公司

IEC Investments Limited

ASSOCIATED COMPANY

IEC Investments Limited

中國工商銀行(亞洲)有限公司
Industrial and Commerical Bank of China (Asia) Limited

香港中環花園道3號中國工商銀行大廈33樓
33/F, ICBC Tower, 3 Garden Road, Central, Hong Kong
電話 Tel (852) 2588 1188
傳真 Fax (852) 2805 1166

www.icbcasia.com